PRODUCED BY AN AUTODESK EDUCATIONAL PRODUCT

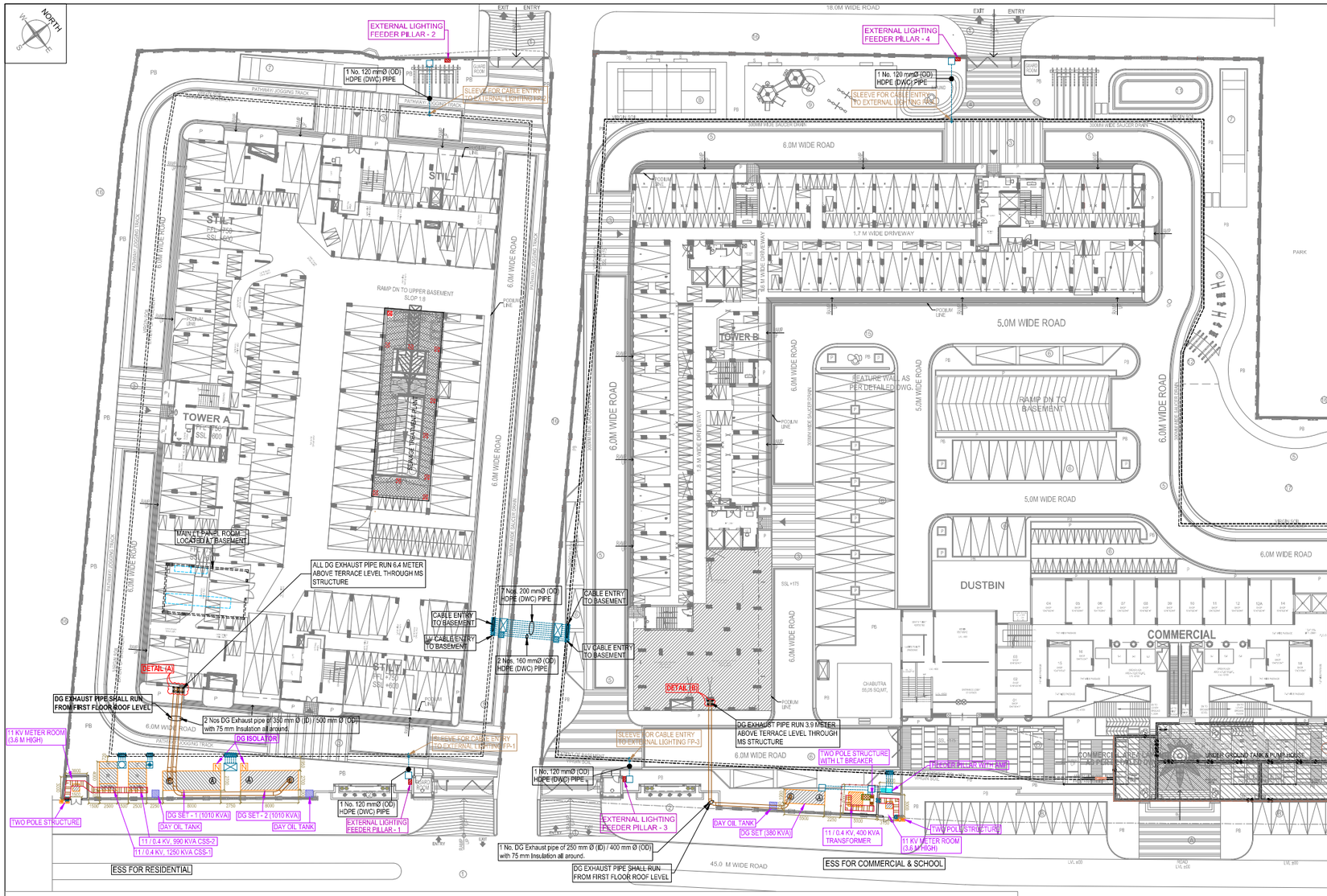

LEGEND:
COMMERCIAL AREA
- (A) ENTRY/ DROP-OFF AREA
- (B) VISITORS/ COMMERCIAL CAR PARKING
- (C) EVENT PLAZA
- (D) PLANTING BED WITH SEATING

LEGEND
GROUND & STILT LEVEL:
- (1) ENTRANCE/ EXIT GATE
- (2) ENTRANCE WATER FEATURE
- (3) TOWER DROP-OFF
- (4) MOUND WITH SCULPTURE
- (5) PATHWAY/ JOGGING TRACK
- (6) OPEN CAR PARKS/ SCOOTER PARKING
- (7) CRICKET NET PRACTICE (2 Nos.)
- (8) BADMINTON COURT
- (9) KIDS' PLAY AREA
- (10) SITTING UNDER TRELLIS
- (11) SKATING RINK
- (12) WALKWAY THROUGH PORTALS
- (13) OUTDOOR GYM
- (14) YOGA/ MEDITATION GARDEN WITH PAVILION
- (15) FEATURE WALL WITH SCULPTURE
- (16) BOUNDARY PLANTATION
- (17) LAWN

LEGEND:
LANDSCAPE ABBREVIATIONS

ABBREVIATION	MEANING
F/L	FINISHED FLOOR LEVEL
L/L	LEVEL
PB	PLANTING BED
P	PLANTER
S	SEAT

LEGEND :

S. No.	SYMBOL	DESCRIPTION
1.		CHAMBER 750 x 750 x 1000 MM (FOR LV PIPE)
2.		CHAMBER 750 x 750 x 1000 MM
3.		CHAMBER 900 x 900 x 1000 MM
4.		CHAMBER 1200 x 900 x 1000 MM
5.		CHAMBER 1800 x 1000 x 1000 MM

NOTES :
1) Clear height of 11 KV Meter room shall be minimum 3.6 mtr.
2) Plinth Level of 11 KV Meter room shall be 450 mm above final finished ground level of internal road
3) Trench detail shall be finalized after receiving foundation detail of 11 KV Meter & CSS / Transformer.
4) The exact size of DG exhaust pipe shall be finalized by the vendor after calculating the Back Pressure as per actual site conditions.
5) The foundation of CSS / Transformer & DG set shall be as per manufactures details.

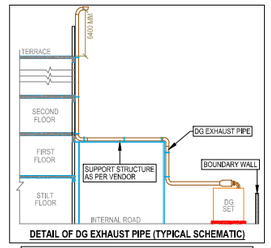

DETAIL OF DG EXHAUST PIPE (TYPICAL SCHEMATIC)

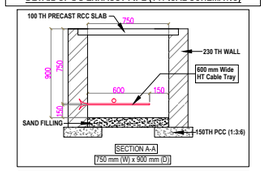

SECTION A-A
750 mm (W) x 900 mm (D)

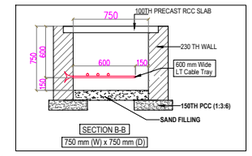

SECTION B-B
750 mm (W) x 750 mm (D)

rev. no.	date	revision
R6	21.05.2018	Tender copy issued
R5	11.04.2018	Revised as per requirement (FAR increased)
R4	22.03.2018	Revised as per requirement
R3	06.02.2018	Revised as per requirement
R2	25.12.2017	U.G.T. & S.T.P Location revised
R1	27.03.2017	Revised as per requirement

project
MIGSUN ROOF GROUP HOUSING
AT VILLAGE SIKROAD, GHAZIABAD

title
LAYOUT PLAN

subtitle
ELECTRICAL SETTING OUT PLAN

drawing released for
- ☐ APPROVAL
- ☐ SUBMISSION
- ■ TENDER
- ☐ CONSTRUCTION

drg. no. AH / MR / EE - 01
drawn by Mandeep
scale 1 : 300
designed by M. Sadiq
date Jan. 2017
checked by Anand Havelia

architects
Space Designers International
B - 34, SECTOR-67, NOIDA,
PH : (+91) 9711633717, 18, 19, 20
e-mail : spacesdi@gmail.com, www.spacedi.com

services consultant
Consummate Engineering Services (P) Ltd.
Noida Office : B - 67, Sector - 67, Noida - 201 301
Tel : (0120) 6943500 (24 Lines)
Lko. Office : R 006, Rohtas Plumeria, Gomti Nagar, Lucknow
e mail : mail@cespl.in, website : www.cespl.in

THE CABLE / TRENCH SHOWN IN THE DRAWING IS CONCEPTUAL ONLY. THE CONTRACTOR IS ADVICED TO PREPARE SHOP DRAWING FOR APPROVAL BEFORE EXECUTION.

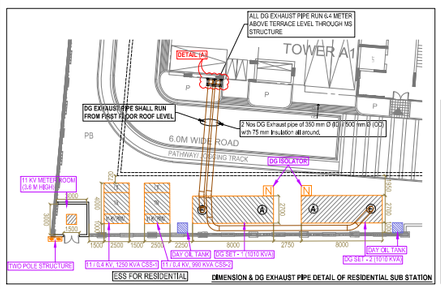

ESS FOR RESIDENTIAL — DIMENSION & DG EXHAUST PIPE DETAIL OF RESIDENTIAL SUB STATION

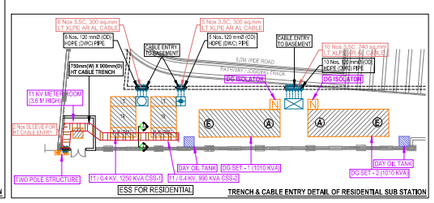

ESS FOR RESIDENTIAL — TRENCH & CABLE ENTRY DETAIL OF RESIDENTIAL SUB STATION

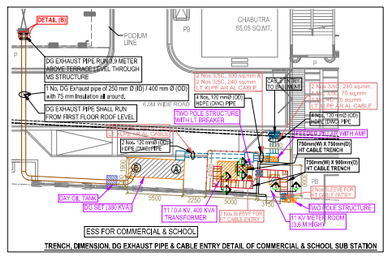

ESS FOR COMMERCIAL & SCHOOL — TRENCH, DIMENSION, DG EXHAUST PIPE & CABLE ENTRY DETAIL OF COMMERCIAL & SCHOOL SUB STATION

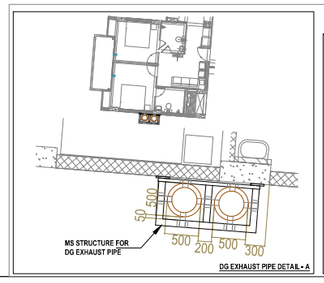

DG EXHAUST PIPE DETAIL - A

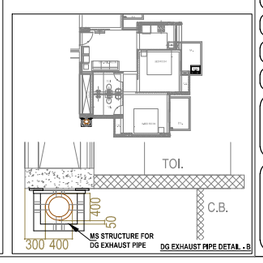

DG EXHAUST PIPE DETAIL - B

PRODUCED BY AN AUTODESK EDUCATIONAL PRODUCT
PRODUCED BY AN AUTODESK EDUCATIONAL PRODUCT
PRODUCED BY AN AUTODESK EDUCATIONAL PRODUCT