Printed by BoilerPDF (c) NCH Software. Free for non-commercial use only.

PDF Compressor Free Version

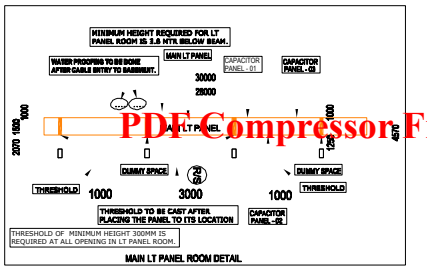

MAIN LT PANEL ROOM DETAIL

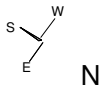



CABLE TRAY DETAIL-SUSPENDED

Note :- The final position of Common Service Panel shall be as per site condition.

NOTES :

1. Minimum height required for LT Panel Room shall be 3.6 meter clear below beam.
2. Cable tray shall be connected by 2 nos. 32 x 6 mm GI strip to Main LT panel.
3. Location of Common Services Panel of each Tower shall be finalized as per site requirement / condition.

rev. no.	date	revision
R2.	15-05-2018	HT METER & VCB ROOM REVISED.
R1.	20-02-2018	HT METER ROOM REVISED
R0.	02.08.2015	TENDER COPY ISSUED

project
PROPOSED GROUP HOUSING AT
PALACE HEIGHT
PLOT NO.GH-02B, SECTOR-01, NOIDA EXTENSION,GNIDA.

title
ELECTRICAL DRAWING

subtitle
CABLE TRAY LAYOUT
UPPER BASEMENT PLAN

drawing released for
- ☐ APPROVAL
- ■ TENDER COPY
- ☐ SUBMISSION
- ☐ CONSTRUCTION

drg. no. RPH / ELEC. / EXT. / 07
scale 1:450 @ A1
date April, 2015
drawn by Shabih Badar
designed by Ateeq Ur Rehman
checked by Anand Havelia

architects
DEEPAK MEHTA & ASSOCIATES
ARCHITECTS, PLANNERS, VALUERS, LANDSCAPE & INTERIORS
PLOT NO. 16 ABHISHEK PLAZA L.S.C. MAYUR VIHAR PH II DELHI 91
PH: 65272180 TELEFAX: 22770180

services consultant
Consummate Engineering Services (P) Ltd.
cespl
Noida Office : B - 67, Sector - 67, Noida - 201 301
Tel : (0120) 6943500 (24 Lines)
Lko. Office : R 006, Rohtas Plumeria, Gomti Nagar, Lucknow
e mail : mail@cespl.in, website : www.cespl.in