PRODUCED BY AN AUTODESK EDUCATIONAL PRODUCT

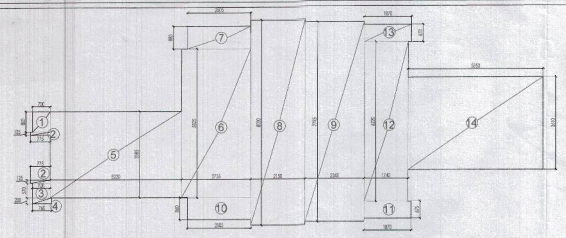

TYPICAL UPPER FLOOR
CORE- I AREA

TYPICAL UPPER FLOOR:
CORE -I AREA CALCULATION CHART

TYPICAL FLOOR (UPPER) CORE-I AREA DETAIL IN F.A.R					
ITEM	WIDTH		LENGTH	NO	AREA(SQ.M)
1	0.700	X	0.800	1	0.560
2	0.775	X	0.125	2	0.194
3	0.700	X	0.570	1	0.399
4	0.760	X	0.230	1	0.175
5	5.22	X	3.385	1	17.670
6	2.735	X	5.825	1	15.931
7	2.505	X	.88	1	2.204
8	2.15	X	8.02	1	17.243
9	2.345	X	7.795	1	18.279
10	2.505	X	.86	1	2.154
11	1.87	X	.675	1	1.262
12	1.74	X	6.22	1	10.823
13	1.87	X	.67	1	1.253
14	5.35	X	3.61	1	19.314
				TOTAL	107.461 —(1)
DEDUCTIONS					
ITEM	WIDTH		LENGTH	NO	AREA (SQ.M)
C1	.6	X	.725	2	0.870
FS	5.25	X	3.15	1	16.538
C2	1.525	X	7.555	2	23.043
C3	2.45	X	2.05	2	10.045
C4	5.59	X	2.45	1	13.696
C5	2.0	X	2.60	1	5.200
C6	2.9	X	1.85	1	5.365
C7	1.885	X	.75	1	1.414
C8	0.90	X	0.75	1	0.675
				TOTAL	76.925 —(2)
TYPICAL FLOOR (UPPER) CORE-I AREA DETAIL IN F.A.R = (1) - (2)					
NET TYPICAL FLOOR (UPPER) CORE-I AREA DETAIL IN F.A.R					30.54

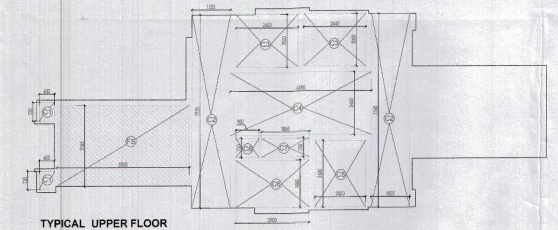

TYPICAL UPPER FLOOR
CORE- I AREA DEDUCTION

TYPICAL UPPER FLOOR:
CORE -I SERVICE F.A.R

TYPICAL FLOOR (UPPER) CORE-I SERVICE F.A.R					
ITEM	WIDTH		LENGTH	NO	AREA(SQ.M)
FS	5.25	X	3.165	1	16.616
				TOTAL	16.616 —(2)
TYPICAL FLOOR (UPPER) CORE-I SERVICE F.A.R = (1) - (2)					
NET TYPICAL FLOOR (UPPER) CORE-I SERVICE F.A.R					16.62

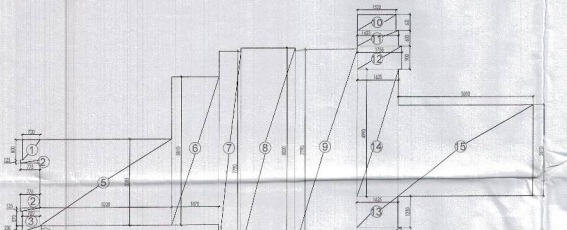

TYPICAL LOWER FLOOR
CORE- I AREA

TYPICAL LOWER FLOOR:
CORE -I AREA CALCULATION CHART

TYPICAL FLOOR (LOWER) CORE-I AREA DETAIL IN F.A.R					
ITEM	WIDTH		LENGTH	NO	AREA(SQ.M)
1	0.700	X	0.800	1	0.560
2	0.775	X	0.125	2	0.194
3	0.700	X	0.570	1	0.399
4	0.760	X	0.230	1	0.175
5	5.22	X	3.385	1	17.670
6	1.87	X	5.81	1	10.865
7	.865	X	7.79	1	6.738
8	2.15	X	8.02	1	17.243
9	2.46	X	7.79	1	19.163
10	1.525	X	.87	2	2.644
11	1.625	X	.6	2	1.950
12	1.755	X	.9	2	3.159
13	1.625	X	1.23	1	1.999
14	1.625	X	4.99	1	8.109
15	5.35	X	3.61	1	19.314
				TOTAL	109.660 —(1)
DEDUCTIONS					
ITEM	WIDTH		LENGTH	NO	AREA (SQ.M)
C1	.6	X	.725	2	0.870
FS	5.25	X	3.15	1	16.538
S1	2.9	X	1.85	1	5.365
S2	1.885	X	.75	1	1.414
S3	.9	X	.75	1	0.675
L1	2.45	X	2.050	2	10.045
L2	2	X	2.6	1	5.200
LB	5.59	X	2.45	1	13.696
				TOTAL	53.802 —(2)
TYPICAL FLOOR (LOWER) CORE AREA DETAIL IN F.A.R = (1) - (2)					
NET TYPICAL FLOOR (LOWER) CORE AREA DETAIL IN F.A.R					55.78

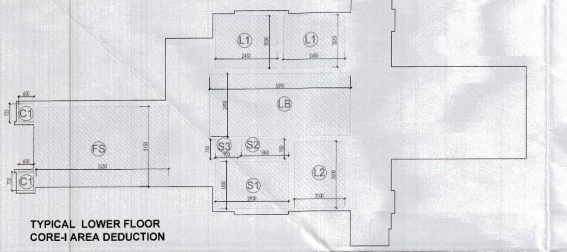

TYPICAL LOWER FLOOR
CORE-I AREA DEDUCTION

TYPICAL LOWER FLOOR:
CORE -I SERVICE F.A.R

TYPICAL FLOOR (LOWER) CORE-I SERVICE F.A.R					
ITEM	WIDTH		LENGTH	NO	AREA(SQ.M)
FS	5.25	X	3.15	1	16.538
S1	2.9	X	1.85	1	5.365
S2	1.885	X	.75	1	1.414
S3	.9	X	.75	1	0.675
L1	2.45	X	2.050	2	10.045
L2	2	X	2.6	1	5.200
LB	5.59	X	2.45	1	13.696
				TOTAL	52.932 —(2)
TYPICAL FLOOR (LOWER) CORE AREA DETAIL IN F.A.R = (1) - (2)					
NET TYPICAL FLOOR (LOWER) CORE -I SERVICE F.A.R					52.93

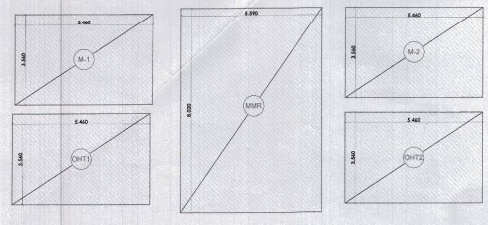

MUMTY & MACHINE ROOM
AREA

LEGEND:

- BUILDING LINE
- SERVICES
- BALCONY PROJ.
- COMMUNITY
- BALCONY
- BALCONY IN FAR

OHT & MACHINE ROOM CALCULATION FOR SERVICES F.A.R.					
ITEM	WIDTH		LENGTH	NO	AREA(SQ.M)
OHT1	5.460	X	3.050	2	33.360
OHT2	5.460	X	3.560	2	38.875
M-1	5.460	X	3.560	2	38.875
M-2	5.460	X	3.560	2	38.875
MMR	5.590	X	8.020	2	89.664
				TOTAL	239.649 —(3)

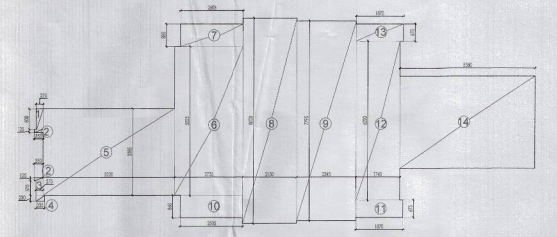

TYPICAL UPPER FLOOR
CORE- II AREA

TYPICAL UPPER FLOOR:
CORE -II AREA CALCULATION CHART

TYPICAL FLOOR (UPPER) CORE-II AREA DETAIL IN F.A.R					
ITEM	WIDTH		LENGTH	NO	AREA(SQ.M)
1	0.275	X	0.800	1	0.220
2	0.350	X	0.125	2	0.088
3	0.275	X	0.570	1	0.157
4	0.335	X	0.230	1	0.077
5	5.22	X	3.385	1	17.670
6	1.87	X	5.81	1	10.865
7	.865	X	7.79	1	6.738
8	2.15	X	8.02	1	17.243
9	2.46	X	7.79	1	19.163
10	1.525	X	.87	2	2.644
11	1.625	X	.6	2	1.950
12	1.755	X	.9	2	3.159
13	1.625	X	1.23	1	1.999
14	1.625	X	4.99	1	8.109
15	5.35	X	3.61	1	19.314
				TOTAL	106.675 —(1)
DEDUCTIONS					
ITEM	WIDTH		LENGTH	NO	AREA (SQ.M)
C1	.175	X	.725	2	0.254
FS	5.29	X	3.165	1	16.616
C2	1.525	X	7.555	2	23.043
C3	2.45	X	2.05	2	10.045
C4	5.59	X	2.45	1	13.696
C5	2.0	X	2.60	1	5.200
C6	2.9	X	1.85	1	5.365
C7	1.885	X	.75	1	1.414
C8	0.90	X	0.75	1	0.675
				TOTAL	76.307 —(2)
TYPICAL FLOOR (UPPER) CORE-II AREA DETAIL IN F.A.R = (1) - (2)					
NET TYPICAL FLOOR (UPPER) CORE-II AREA DETAIL IN F.A.R					30.37

TYPICAL UPPER FLOOR:
CORE -II SERVICE F.A.R

TYPICAL FLOOR (UPPER) CORE-II SERVICE F.A.R					
ITEM	WIDTH		LENGTH	NO	AREA(SQ.M)
FS	5.25	X	3.165	1	16.616
				TOTAL	16.616 —(2)
TYPICAL FLOOR (UPPER) CORE-II SERVICE F.A.R = (1) - (2)					
NET TYPICAL FLOOR (UPPER) CORE -II SERVICE F.A.R					16.62

Greater Noida Industrial Dev. Authority
APPROVED
BP-3117
Vide Letter No. 7666 Dated 19/07/2016
Valid up to Dated 8 Years
Nitesh Kumar
Sr. Manager (Plng. & Arch.)
Asstt. Arch.
Sr. M. (Plng.)

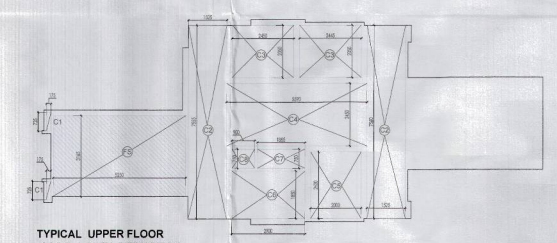

TYPICAL UPPER FLOOR
CORE- II AREA DEDUCTION

TYPICAL LOWER FLOOR:
CORE -II AREA CALCULATION CHART

TYPICAL FLOOR (LOWER) CORE-II AREA DETAIL IN F.A.R					
ITEM	WIDTH		LENGTH	NO	AREA(SQ.M)
1	0.275	X	0.800	1	0.220
2	0.350	X	0.125	2	0.088
3	0.275	X	0.570	1	0.157
4	0.335	X	0.230	1	0.077
5	5.22	X	3.385	1	17.670
6	1.87	X	5.81	1	10.865
7	.865	X	7.79	1	6.738
8	2.15	X	8.02	1	17.243
9	2.46	X	7.79	1	19.163
10	1.525	X	.87	2	2.644
11	1.625	X	.6	2	1.950
12	1.755	X	.9	2	3.159
13	1.625	X	1.23	1	1.999
14	1.625	X	4.99	1	8.109
15	5.35	X	3.61	1	19.314
				TOTAL	108.794 —(1)
DEDUCTIONS					
ITEM	WIDTH		LENGTH	NO	AREA (SQ.M)
C1	.6	X	.725	2	0.870
FS	5.25	X	3.15	1	16.538
S1	2.9	X	1.85	1	5.365
S2	1.885	X	.75	1	1.414
S3	.9	X	.75	1	0.675
L1	2.45	X	2.050	2	10.045
L2	2	X	2.6	1	5.200
LB	5.59	X	2.45	1	13.696
				TOTAL	53.802 —(2)
TYPICAL FLOOR (LOWER) CORE AREA DETAIL IN F.A.R = (1) - (2)					
NET TYPICAL FLOOR (LOWER) CORE AREA DETAIL IN F.A.R					54.99

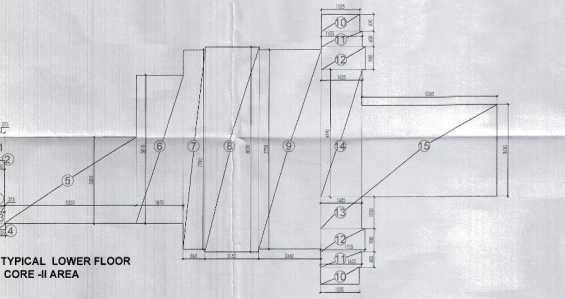

TYPICAL LOWER FLOOR
CORE -II AREA

TYPICAL LOWER FLOOR:
CORE -II SERVICE F.A.R

TYPICAL FLOOR (LOWER) CORE-II SERVICE F.A.R					
ITEM	WIDTH		LENGTH	NO	AREA(SQ.M)
FS	5.25	X	3.15	1	16.538
S1	2.9	X	1.85	1	5.365
S2	1.885	X	.75	1	1.414
S3	.9	X	.75	1	0.675
L1	2.45	X	2.050	2	10.045
L2	2	X	2.6	1	5.200
LB	5.59	X	2.45	1	13.696
				TOTAL	52.932 —(2)
TYPICAL FLOOR (LOWER) CORE AREA DETAIL IN F.A.R = (1) - (2)					
NET TYPICAL FLOOR (LOWER) CORE -II SERVICE F.A.R					52.93

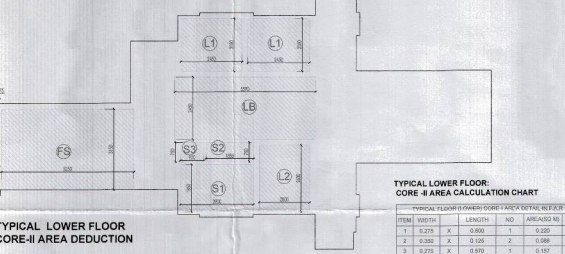

TYPICAL LOWER FLOOR
CORE-II AREA DEDUCTION

STILT/GROUND FLOOR:
FAR AREA CALCULATION

AREA DETAILS FOR STILT FLOOR (F.A.R)			
TOWER-3			
ITEM	AREA	NO.	AREA (SQ.M)
STILT/GROUND FLOOR CORE	283.96	1	283.96
		TOTAL	283.96
AREA DETAILS FOR 15% SERVICES F.A.R			
LIFT CORE/ S.SHAFT,F.STAIRCASE	76.840	1	76.840
		TOTAL	76.840

TYPICAL LOWER FLOOR:
FAR AREA CALCULATION
(1,3,7,11,15,19,21 & 25 FLOORS)

AREA DETAILS FOR TYPICAL LOWER FLOOR (1,3,7,11,15,19,21 &25 FLOORS)			
TOWER - 3			
ITEM	AREA	NO. OF UNIT	AREA (SQ.M)
TYPE - I (1,3,7,11,15,19,21,25 FLOORS)	93.89	4	374.760
TYPE - II (1,3,7,11,15,19,21,25 FLOORS)	84.53	4	338.120
TYP (LOWER) FLOOR CORE-I AREA	55.78	1	55.780
TYP (LOWER) FLOOR CORE-II AREA	54.99	1	54.990
		TOTAL	823.650
AREA DETAILS FOR TYPICAL LOWER FLOOR (SERVICES F.A.R)			
TYPE - I (1,3,7,11,15,19,21,25 FLOORS)	1.930	4	7.720
TYPE - II (1,3,7,11,15,19,21,25 FLOORS)	1.970	4	7.880
TYP (LOWER) FLOOR CORE-I AREA	52.930	1	52.930
TYP (LOWER) FLOOR CORE-II AREA	52.930	1	52.930
		TOTAL	121.460

TYPICAL LOWER FLOOR:
FAR AREA CALCULATION
(5,9,13 & 17th FLOORS)

AREA DETAILS FOR TYPICAL LOWER FLOOR(5,9,13 & 17 FLOORS)			
TOWER - 3			
ITEM	AREA	NO. OF UNIT	AREA (SQ.M)
TYPE - I (5,9,13&17 FLOORS)	94.46	4	377.840
TYPE - II (5,9,13&17 FLOORS)	85.28	4	341.120
TYP (LOWER) FLOOR CORE-I AREA	55.78	1	55.780
TYP (LOWER) FLOOR CORE-II AREA	54.99	1	54.990
		TOTAL	829.730
AREA DETAILS FOR TYPICAL LOWER FLOOR (SERVICES F.A.R)			
TYPE - I (5,9,13&17 FLOORS)	1.930	4	7.720
TYPE - II (5,9,13&17 FLOORS)	1.970	4	7.880
TYP (LOWER) FLOOR CORE-I AREA	52.930	1	52.930
TYP (LOWER) FLOOR CORE-II AREA	52.930	1	52.930
		TOTAL	121.460

TYPICAL LOWER FLOOR:
FAR AREA CALCULATION
(23 TH FLOOR)

AREA DETAILS FOR TYPICAL LOWER FLOOR (23 TH FLOOR)			
TOWER - 3			
ITEM	AREA	NO. OF UNIT	AREA (SQ.M)
TYPE - I (23TH FLOORS)	95.02	4	380.080
TYPE - II (23 TH FLOORS)	85.28	4	341.120
TYP (LOWER) FLOOR CORE-I AREA	55.78	1	55.780
TYP (LOWER) FLOOR CORE-II AREA	54.99	1	54.990
		TOTAL	832.970
AREA DETAILS FOR TYPICAL LOWER FLOOR (SERVICES F.A.R)			
TYPE - I (23TH FLOORS)	1.930	4	7.720
TYPE - II (23 TH FLOORS)	1.970	4	7.880
TYP (LOWER) FLOOR CORE-I AREA	52.930	1	52.930
TYP (LOWER) FLOOR CORE-II AREA	52.930	1	52.930
		TOTAL	121.460

TYPICAL UPPER FLOOR:
FAR AREA CALCULATION

AREA DETAILS FOR TYPICAL UPPER (2,4,6,8,10,12,14,16,18,20,22,24,26,28) FLOOR			
TOWER - 3			
ITEM	AREA	NO.	AREA (SQ.M)
TYPE - I (UPPER)	100.99	4	403.960
TYPE - II (UPPER)	76.79	4	307.160
TYP (UPPER) FLOOR CORE-I AREA	30.54	1	30.540
TYP (UPPER) FLOOR CORE-II AREA	30.32	1	30.320
		TOTAL	771.980
			0.000
AREA DETAILS FOR TYPICAL FLOOR (SERVICES F.A.R)			
TYPE - I (UPPER)	2.270	4	9.080
TYPE - II (UPPER)	0.990	4	3.960
TYP (UPPER) FLOOR CORE-I AREA	16.620	1	16.620
TYP (UPPER) FLOOR CORE-II AREA	16.620	1	16.620
		TOTAL	46.280

TOTAL F.A.R AREA ON ALL FLOORS WITH CORE AREA CALCULATIONS :

TOTAL F.A.R AREA ON ALL FLOORS WITH CORE AREA			
TOWER - 3			
	FLOOR	TOTAL	NO. OF D.U.
1	STILT/GROUND FLOOR	283.96	0
2	1ST FLOOR	823.65	6
3	2ND FLOOR	771.98	
4	3RD FLOOR	823.65	6
5	4TH FLOOR	771.98	
6	5TH FLOOR	823.65	6
7	6TH FLOOR	771.98	
8	7TH FLOOR	823.65	6
9	8TH FLOOR	771.98	
10	9TH FLOOR	823.65	6
11	10TH FLOOR	771.98	
12	11TH FLOOR	823.65	6
13	12TH FLOOR	771.98	
14	13TH FLOOR	823.65	6
15	14TH FLOOR	771.98	
16	15TH FLOOR	823.65	6
17	16TH FLOOR	771.98	
18	17TH FLOOR	823.65	6
19	18TH FLOOR	771.98	
20	19TH FLOOR	823.65	6
21	20TH FLOOR	771.98	
22	21ST FLOOR	823.65	6
23	22ND FLOOR	771.98	
24	23ND FLOOR	835.97	6
25	24ND FLOOR	771.98	
26	25ND FLOOR	823.65	6
27	26ND FLOOR	771.98	
	TOTAL	21063.790	164.000

SERVICES F.A.R. AREA CALCULATIONS :

TOTAL AREA DETAILS FOR SERVICES F.A.R AREA FOR TOWER - 5		
ITEM	FLOOR	AREA (SQ.M) L.LOBBY, F.FIE.ESCAPE STAIRCASE, S.SHAFT, C.B
1	COMMUNITY	2.211
2	STILT FLOOR	76.840
3	1ST FLOOR	121.260
4	2ND FLOOR	46.280
5	3RD FLOOR	121.260
6	4TH FLOOR	46.280
7	5TH FLOOR	121.460
8	6TH FLOOR	46.280
9	7TH FLOOR	121.460
10	8TH FLOOR	46.280
11	9TH FLOOR	121.460
12	10TH FLOOR	46.280
13	11TH FLOOR	121.460
14	12TH FLOOR	46.280
15	13TH FLOOR	121.460
16	14TH FLOOR	46.280
17	15TH FLOOR	121.460
18	16TH FLOOR	46.280
19	17TH FLOOR	121.460
20	18TH FLOOR	46.280
21	19TH FLOOR	121.260
22	20TH FLOOR	46.280
23	21ST FLOOR	121.260
24	22ST FLOOR	46.280
25	23ST FLOOR	121.460
26	24ST FLOOR	46.280
27	25ST FLOOR	121.460
28	26ST FLOOR	46.280
29	TERRACE	239.682
	TOTAL SERVICES F.A.R	2408.574

SUBMISSION DRAWING

PROJECT:

PROPOSED SUBMISSION DRAWINGS FOR GROUP HOUSING AT PLOT No:- GH-01/A, SECTOR-10, GREATER NOIDA WEST (U.P) FOR M/s HEBE INFRASTRUCUTRE PVT. LTD.

DRAWING TITLE :

TOWER - 3, CORE AREA CALCULATION

HEBE INFRASTRUCTURE PVT. LTD.
Authorised Signatory

Peeyush Chaudhry
Bachelor of Architecture
Member Council of Architecture
Regd. No. CA/81/11159

OWNER'S SIGN

ARCHITECT'S SIGN.

N

SCALE 1:100	DEALT BY SJ	DATE - MARCH-2016
DESIGN BY	CHECKED BY SL	DRG. No. SD-20A

PRODUCED BY AN AUTODESK EDUCATIONAL PRODUCT
PRODUCED BY AN AUTODESK EDUCATIONAL PRODUCT
PRODUCED BY AN AUTODESK EDUCATIONAL PRODUCT