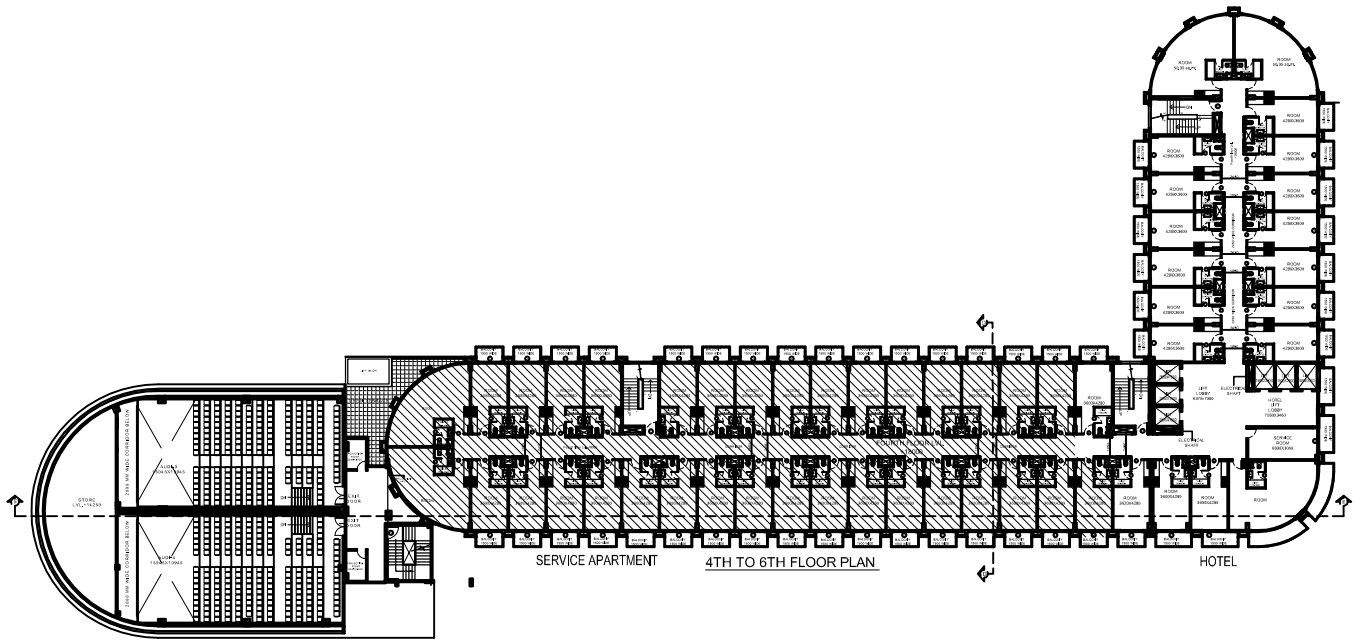

4TH TO 6TH FLOOR PLAN

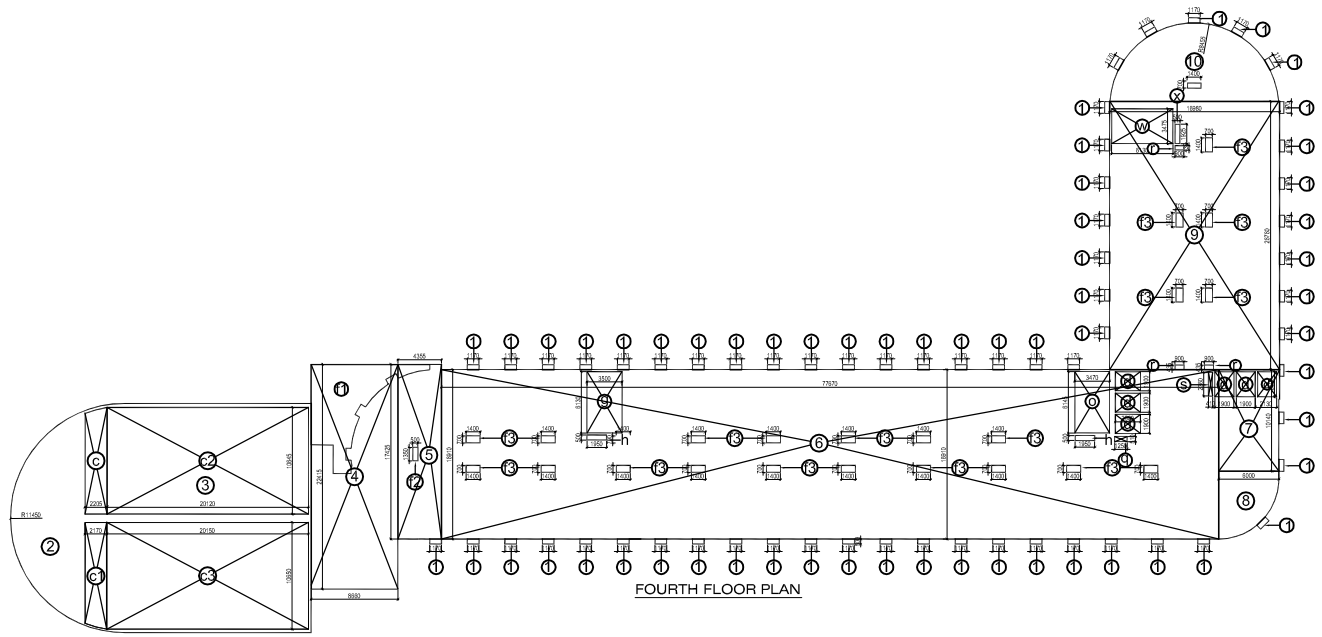

FOURTH FLOOR PLAN

FOURTH FLOOR AREA CALCULATION								
Description	Dimensions (metre)							REMARKS
	Nos		L		B		Area(Sqm)	
1	61	x	1.170	x	1.500	=	35.685	
2	1	x	3.142*11.450*11.450/2			=	205.962	
3	1	x	18.595	x	22.900	=	425.826	
4	1	x	8.680		22.415	=	194.114	
5	1	x	4.355	x	17.425	=	75.886	
6	1	x	77.670	x	16.910	=	1313.400	
7	1	x	6.000	x	10.140	=	60.840	
8	1	x	AUTOCAD AREA			=	32.881	
9	1	x	16.980	x	26.760	=	454.385	
10	1	x	3.142*8.455*8.455/2			=	112.306	
					TOTAL	=	**2911.284**	...X1
DEDUCTIONS FOR F.A.R.								
c	1	x	AUTOCAD AREA			=	22.900	DOUBLE HEIGHT
c1	1		AUTOCAD AREA			=	22.568	DOUBLE HEIGHT
c2	1	x	20.120	x	10.645	=	214.177	DOUBLE HEIGHT
c3	1	x	20.150	x	10.650	=	214.598	DOUBLE HEIGHT
d	6	x	1.900	x	1.500	=	28.500	LIFT
f1	1	x	AUTOCAD AREA			=	54.417	TERRACE
f2	1	x	0.500	x	1.350	=	0.675	
f3	23	x	1.400	x	1.700	=	22.540	
g	1	x	3.500	x	1.130	=	21.455	FIRE STAIRCASE
h	2	x	1.950	x	1.500	=	1.950	
o	1	x	3.470	x	1.145	=	21.323	FIRE STAIRCASE
q	1	x	1.250	x	1.510	=	0.638	
r	3	x	0.900	x	1.435	=	1.175	
s	1	x	0.410	x	1.360	=	0.968	
w	1	x	6.130	x	1.475	=	21.302	FIRE STAIRCASE
x	1	x	0.500	x	1.925	=	0.963	
					TOTAL	=	650.147	...X2
FAR ON FOURTH (X1-X2)						=	**2261.137**	...X3

TYPICAL FLOOR AREA CALCULATION								
Description	Dimensions (metre)							REMARKS
	Nos		L		B		Area(Sqm)	
1	68	x	1.170	x	1.500	=	39.780	
2	1	x	3.142*8.455*8.455/2			=	112.306	
6	1	x	78.840	x	16.910	=	1333.184	
7	1	x	6.000	x	10.140	=	60.840	
8	1	x	AUTOCAD AREA			=	32.881	
9	1	x	16.980	x	26.760	=	454.385	
10	1	x	3.142*8.455*8.455/2			=	112.306	
					TOTAL	=	**2145.682**	...X1
DEDUCTIONS FOR F.A.R.								
f3	23	x	1.400	x	1.700	=	22.540	
d	6	x	1.900	x	1.500	=	28.500	LIFT
g	1	x	3.500	x	1.130	=	21.455	FIRE STAIRCASE
h	2	x	1.950	x	1.500	=	1.950	
o	1	x	3.470	x	1.145	=	21.323	FIRE STAIRCASE
q	1	x	1.250	x	1.510	=	0.638	
r	3	x	0.900	x	1.435	=	1.175	
s	1	x	0.410	x	1.360	=	0.968	
w	1	x	6.130	x	1.475	=	21.302	FIRE STAIRCASE
x	1	x	0.500	x	1.925	=	0.963	
					TOTAL	=	120.812	...X2
FAR ON TYPICAL (X1-X2)						=	**2024.870**	...X3

UNIT AREA CALCULATION: TWO SEVICE APPARTMENT ONE BAY							
Description	Dimensions (metre)						
	Nos		L		B		Area(Sqm)
A	1	x	7.650	x	7.530	=	57.605
LESS 1	1	x	1.400	x	0.800	=	-1.120
TOTAL UNIT AREA						=	**56.485**

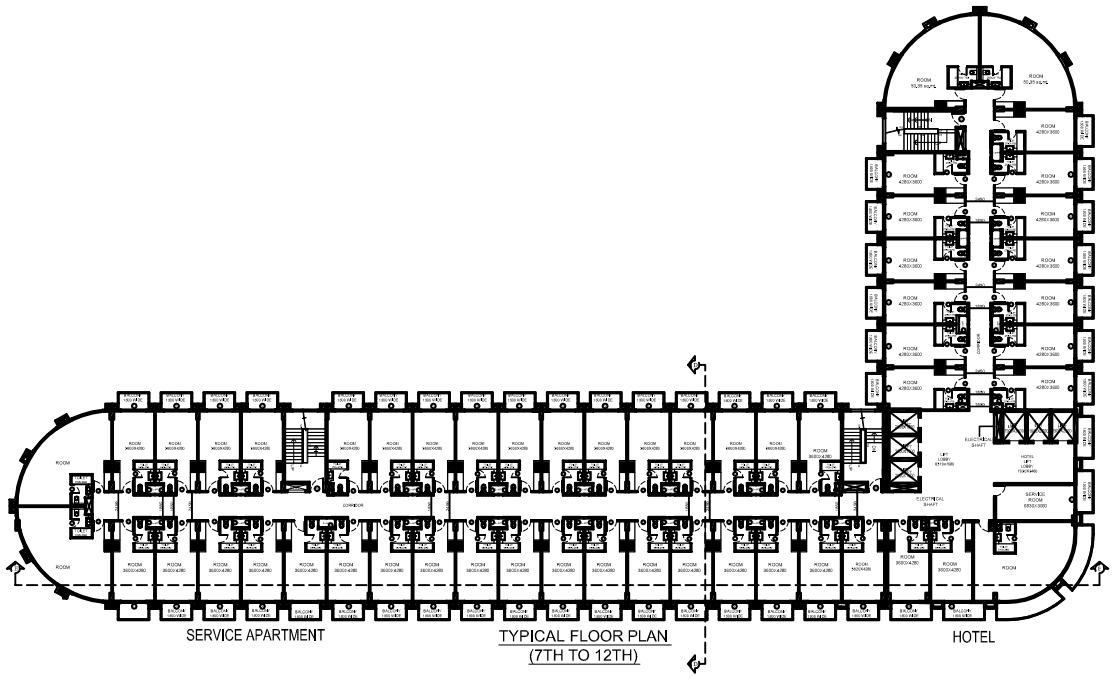

TYPICAL FLOOR PLAN
(7TH TO 12TH)

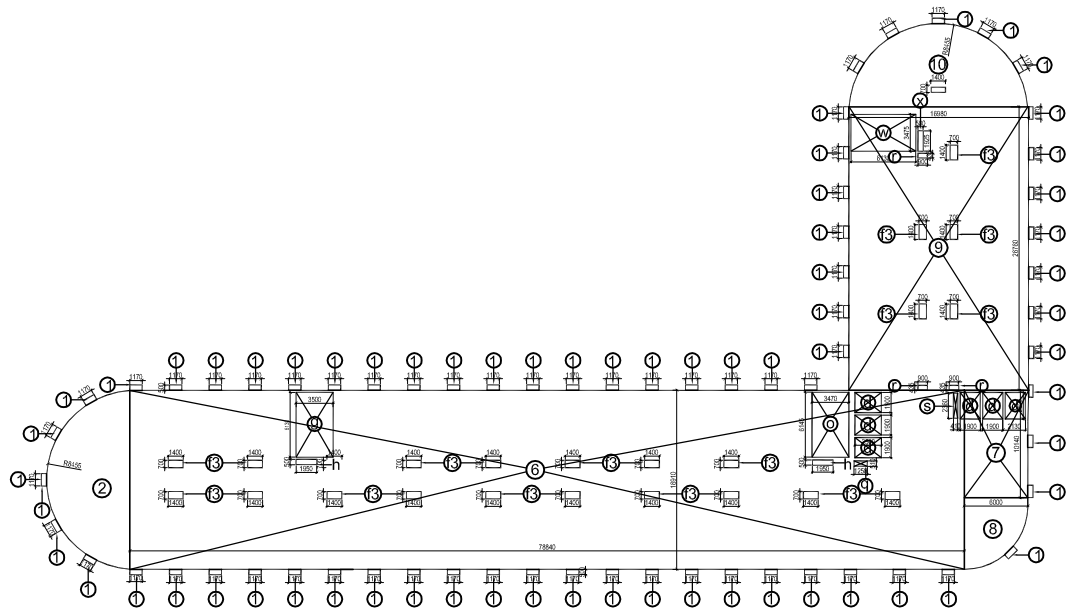

TYPICAL FLOOR PLAN
(5TH TO 12TH)

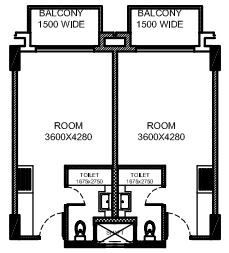

TYPICAL UNIT PLAN OF SERVICE APARTMENT

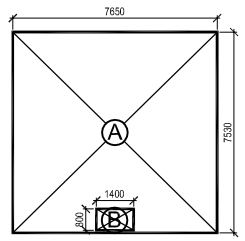

TYPICAL UNIT AREA

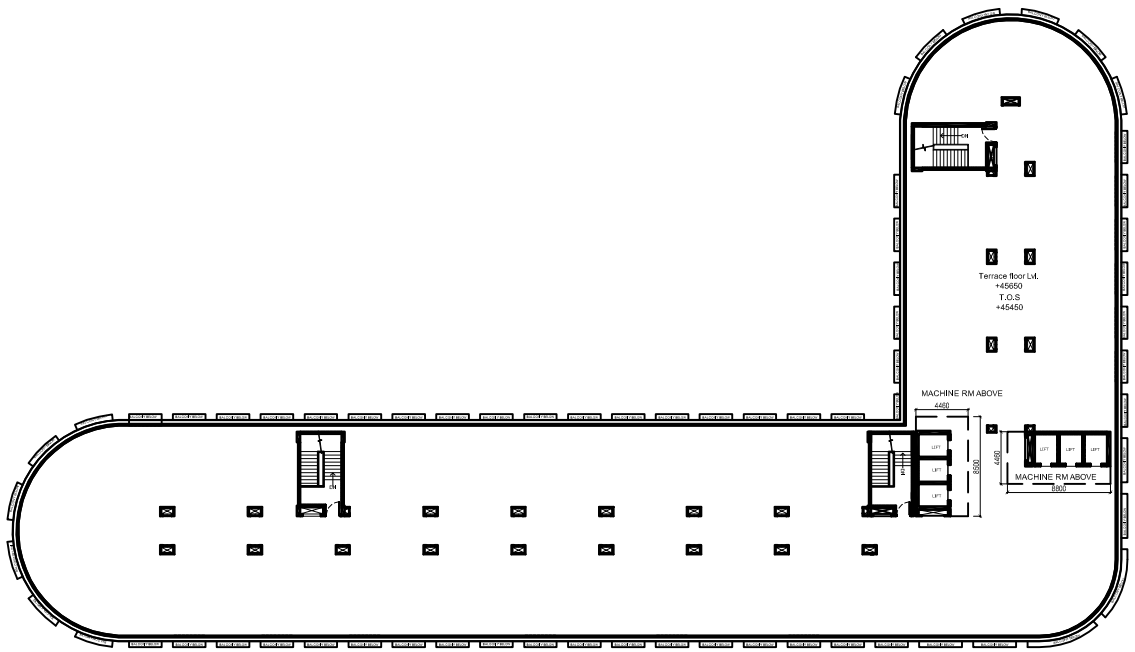

TERRACE PLAN

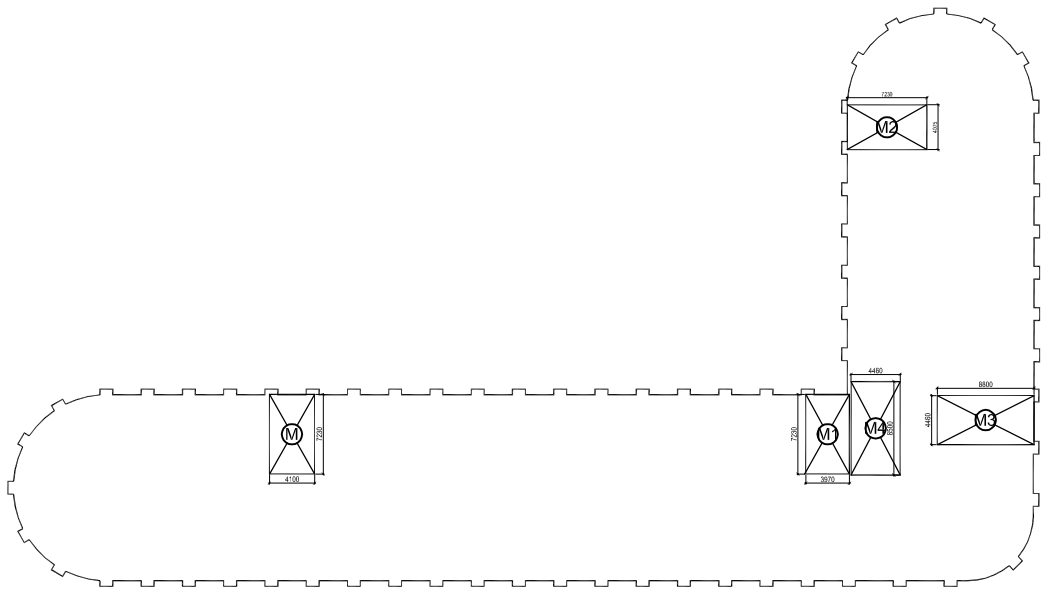

MUMTY & MACHINE ROOM PLAN

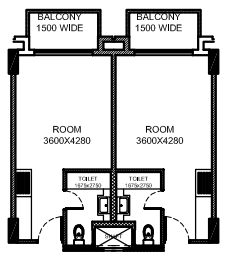

TYPICAL UNIT PLAN OF HOTEL

This drawing is a "COPYRIGHT" contents of this drawing or part thereof may not be used or reproduced without the permission of the Architect

NORTH

PROJECT

PROPOSED HOTEL AND SERVICE APARTMENT AT COMMERCIAL-1 IN OMAXE INTEGRATED TOWNSHIP, SULTANPUR ROAD, LUCKNOW (U.P.)

NOTES

DRAWING TITLE

REVISED SUBMISSION DRAWING
(FLOOR PLANS)
(TYPICAL FLOOR & TERRACE)

SCALE	DATE
AS SHOWN	JUNE-2017

;g ekufp= y[kuA egk;ketuk 2021 rFkk Hkou mifof/k 2008 rFkk lE;d 'kkduks" kkdas ds vuq:i fd;k x;k gSA

CLIENT/ OWNERS

OMAXE
Turning dreams into reality

OMAXE LTD
CYBER TOWER,IIND FLOOR,TC-34/V2
VIBHUTI KHAND,GOMTI NAGAR
LUCKNOW-226001
CALL-(0522)-4913000,4000173

ARCHITECT'S SIGNATURES | OWNER'S SIGNATURES

DRAWING NUMBER- INT./LKO/COMM-1/SUB-3/6