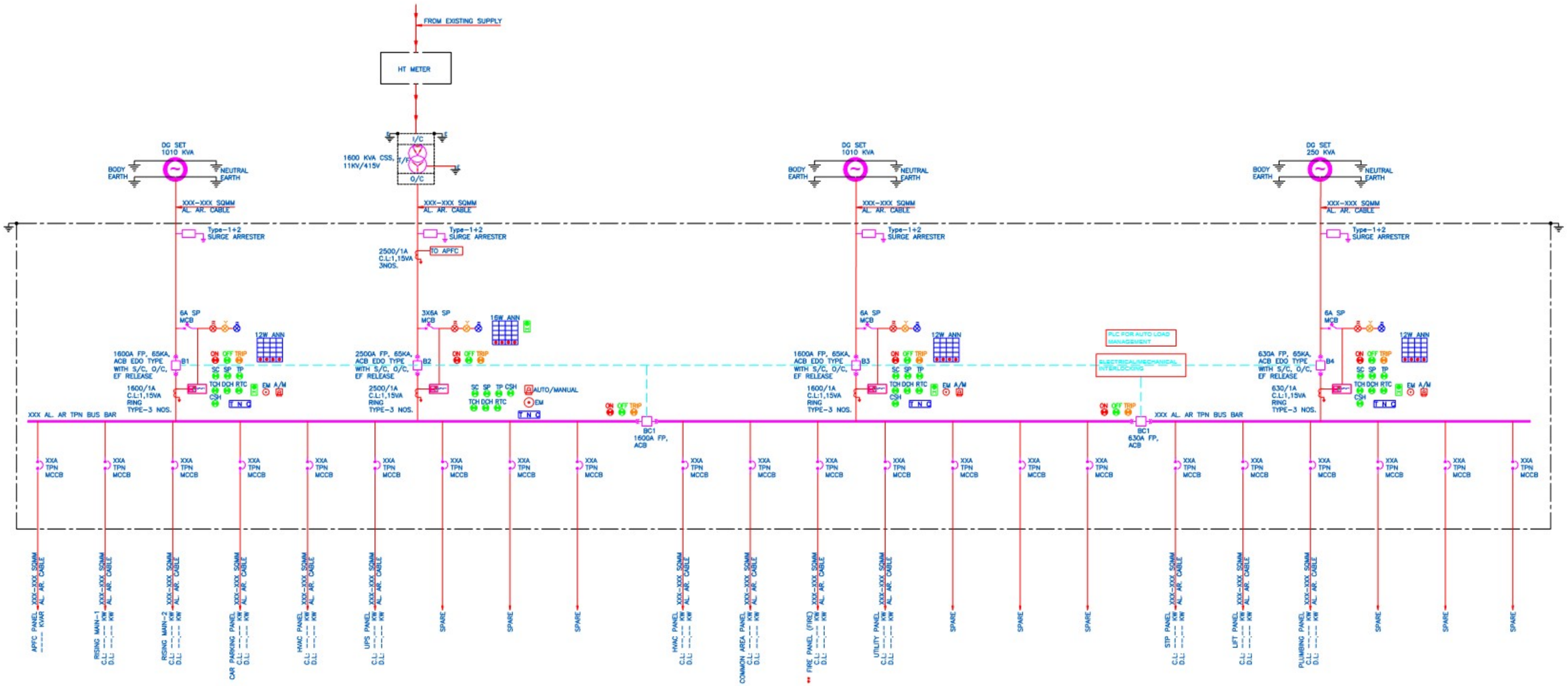

NOTES:

1. ALL DIMENSIONS ARE IN MM, UNLESS OTHERWISE SPECIFIED.
2. THE DRAWING DIMENSIONS ARE TO BE READ AND NOT SCALED FROM THE DRAWING.
3. ANY DISCREPANCIES SHALL BE BROUGHT TO THE NOTICE OF THE DRAWING ISSUER.
4. THIS DRAWING IS TO BE READ IN CONJUNCTION WITH OTHER RELEVANT DRAWINGS & SPECIFICATIONS GIVEN IN THE TENDER DOCUMENT.
5. ONLY THE LATEST REVISION OF THE DRAWINGS SHALL BE CONSIDERED VALID FOR ALL PURPOSES.
6. THE INFORMATION CONTAINED IN THIS DRAWING IS THE SOLE PROPERTY OF "PRIFACTOR ENGINEERS". ANY REPRODUCTION IN PART OR AS A WHOLE WITHOUT THEIR WRITTEN PERMISSION IS PROHIBITED.

PROJECT:

PROPOSED COMMERCIAL FOR-M/S FASTECH GLOBE REALTORS AT PLOT NO-SLC-8 G/5, BLOCK -G, DELTA II, GREATER NOIDA. (U.P)

KEY PLAN:

BASE PLAN REFERENCE:

ARCHITECTURE: 19.11.2025

STRUCTURE:

ARCHITECT:

B 38, 2nd Floor, Okhla Industrial Area Phase 1, New Delhi-110020,
TEL. : 011-40466555
E-mail: architecture@avadesignstudio.in

537,Anugraha 6TH. Main 4th Cross, Hal-II Stage , Indiranagar, Bengaluru-560 038, Karnataka

STRUCTURE:

Keen Associates Pvt. Ltd.
STRUCTURAL ENGINEERS & PROJECT CONSULTANTS,
OFFICE : 1st FLOOR, H-53, OPP. VIJAYA BANK, COMMERCIAL AREA, SECTOR-63, NOIDA UP.
TELEPHONE : +91-120-4240514
E-mail : keenassociates2005@gmail.com

MEP CONSULTANT:

PRIFACTOR ENGINEERS
Ideate Innovate Implement
Noida-201301
TEL: +91 120-4939757

ISSUE STATUS:

RERA SUBMISSION

REVISION:

Rev. No.	Description

NORTH:

FORMAT: A1 SIZE

SCALE: 1:NTS

ISSUED DATE: 24.11.2025

DRAWN BY: P.B WARWAL

CHECKED BY: J.SINGH

APRVD BY: J.SINGH

DRAWING TITLE:
SINGLE LINE DIAGRAM
ELECTRICAL

PE/RS/E-300

NO REUSE OR MODIFICATION OF DRAWING IN WHOLE OR PART IS PERMITTED WITHOUT THE WRITTEN PERMISSION OF THE CONSULTANTS.

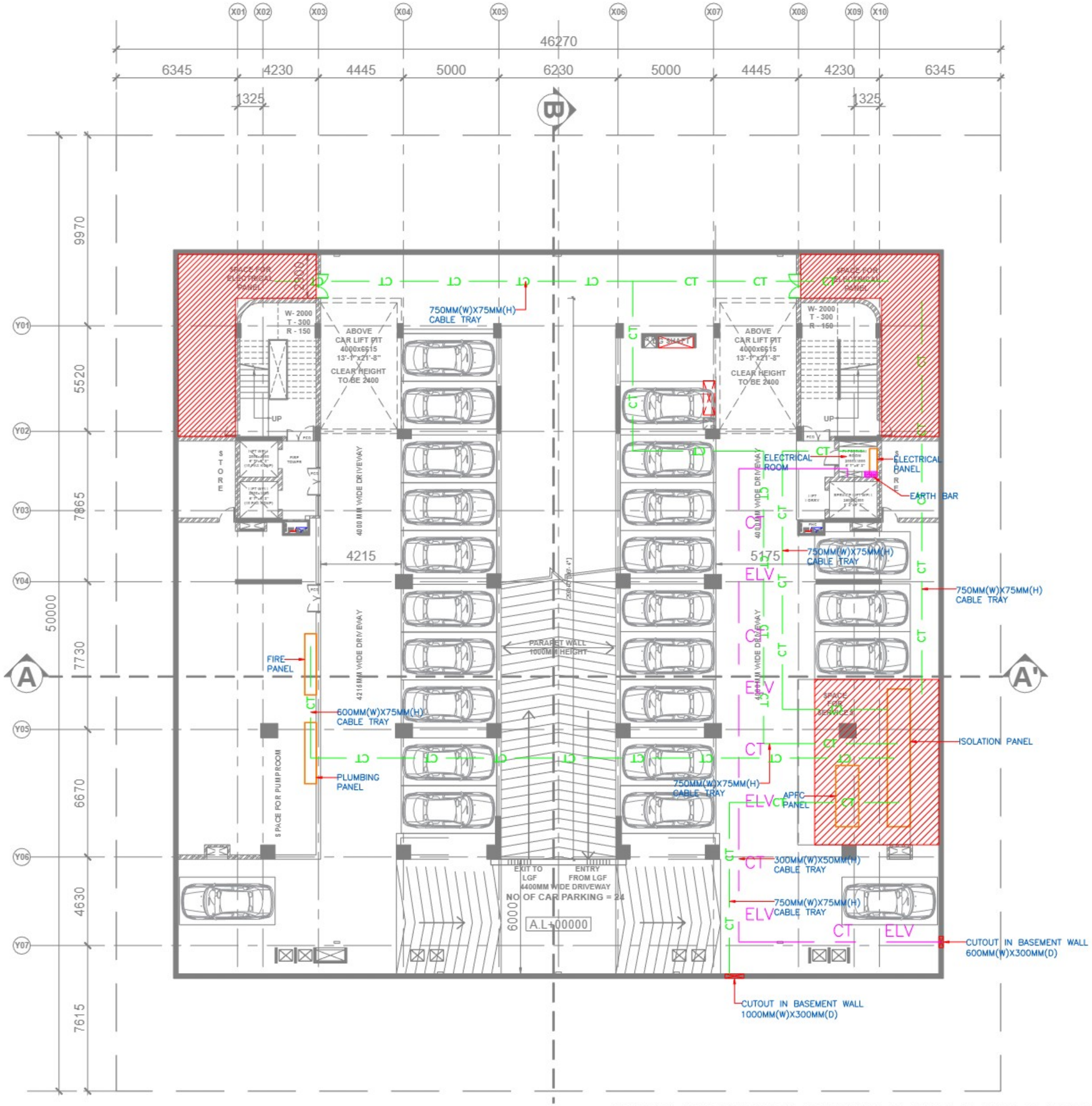

NOTES:

1. ALL DIMENSIONS ARE IN MM, UNLESS OTHERWISE SPECIFIED.
2. THE DRAWING DIMENSIONS ARE TO BE READ AND NOT SCALED FROM THE DRAWING.
3. ANY DISCREPANCIES SHALL BE BROUGHT TO THE NOTICE OF THE DRAWING ISSUER.
4. THIS DRAWING IS TO BE READ IN CONJUNCTION WITH OTHER RELEVANT DRAWINGS & SPECIFICATIONS GIVEN IN THE TENDER DOCUMENT.
5. ONLY THE LATEST REVISION OF THE DRAWINGS SHALL BE CONSIDERED VALID FOR ALL PURPOSES.
6. THE INFORMATION CONTAINED IN THIS DRAWING IS THE SOLE PROPERTY OF "PRIFACTOR ENGINEERS". ANY REPRODUCTION IN PART OR AS A WHOLE WITHOUT THEIR WRITTEN PERMISSION IS PROHIBITED.

PROJECT:

PROPOSED COMMERCIAL FOR-M/S FASTECH GLOBE REALTORS AT PLOT NO-SLC-8 G/5, BLOCK -G, DELTA II, GREATER NOIDA. (U.P)

KEY PLAN:

BASE PLAN REFERENCE:

ARCHITECTURE: 19.11.2025

STRUCTURE:

ARCHITECT:

AVA
ARCHITECT PARTNER ASSOCIATES
B 38, 2nd Floor, Okhla Industrial Area Phase 1, New Delhi-110020,
TEL. : 011- 40466555.
E-mail: architecture@avadesignstudio.in

537,Anugraha 6TH. Main 4th Cross, Hal-II Stage ,Indiranagar, Bengaluru-560 038, Karnataka

STRUCTURE:

Keen Associates Pvt. Ltd.
STRUCTURAL ENGINEERS & PROJECT CONSULTANTS,
OFFICE : 1st FLOOR, H-93, OPP. VIJAYA BANK, COMMERCIAL AREA, SECTOR-63, NOIDA UP.
TELEPHONE : +91-120-4240514
E-mail : keenassociates2005@gmail.com

MEP CONSULTANT:

PRIFACTOR ENGINEERS
Ideate Innovate Implement
Noida-201301
TEL: +91 120-4939757

ISSUE STATUS:

RERA SUBMISSION

REVISION:

Rev. No.	Description

NORTH:

FORMAT: A1 SIZE

SCALE: 1:175

ISSUED DATE: 24.11.2025

DRAWN BY: P.S WARWAL

CHECKED BY: J.SINGH

APRVD BY: J.SINGH

DRAWING TITLE:
BASEMENT PLAN
ELECTRICAL

PE/RS/E-200

NO REUSE OR MODIFICATION OF DRAWING IN WHOLE OR PART IS PERMITTED WITHOUT THE WRITTEN PERMISSION OF THE CONSULTANTS.

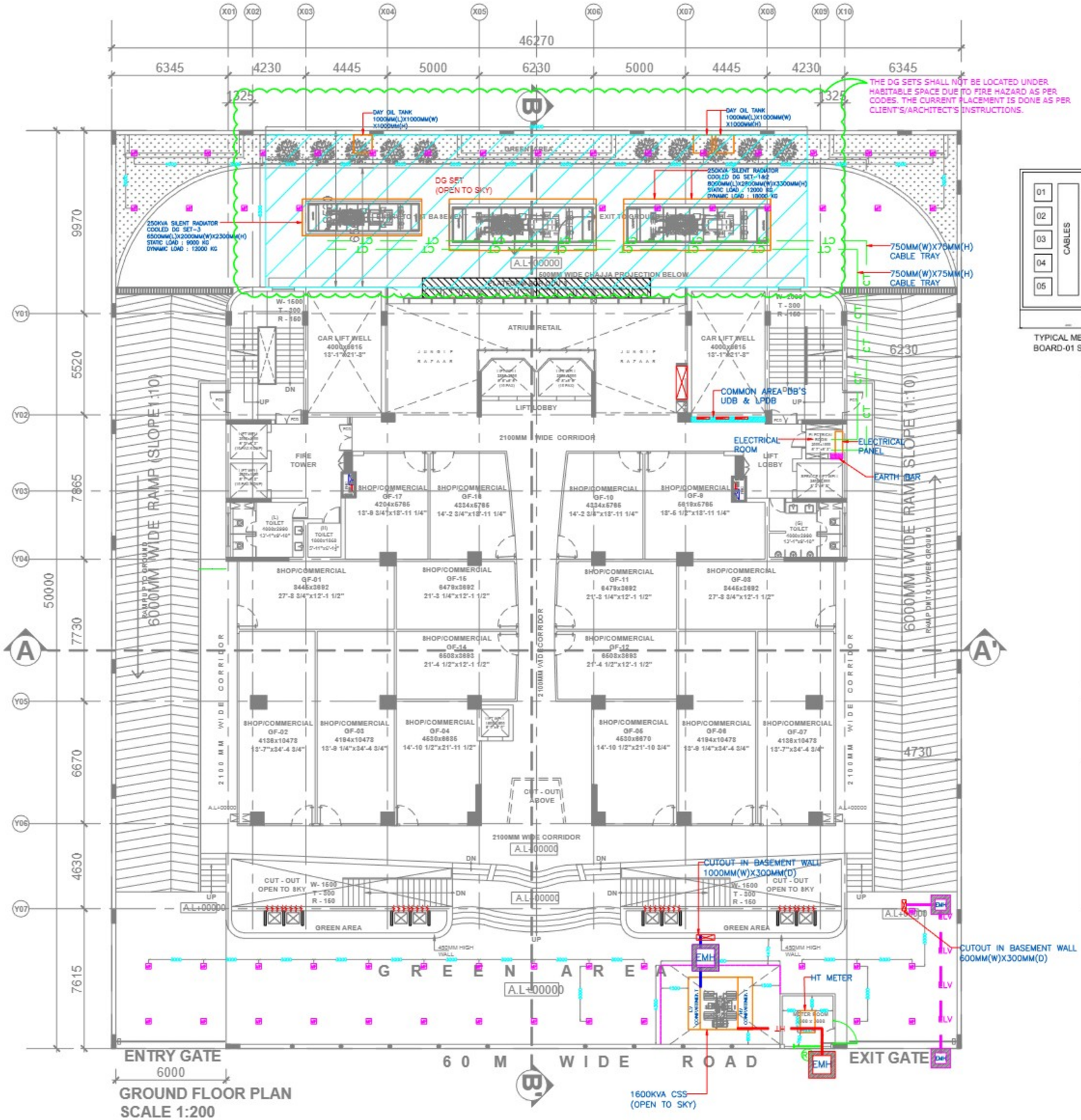

GROUND FLOOR PLAN
SCALE 1:200

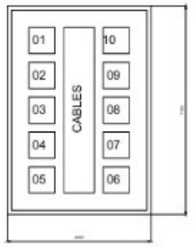

TYPICAL METER BOARD-01 SIZING

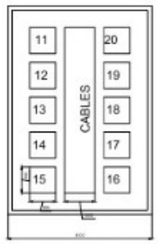

TYPICAL METER BOARD-02 SIZING

EARTHING CHART				
S.NO.	TYPE OF EARTH STATION	QTY.	STRIP OR CABLE	PURPOSE
1)	GI PLATE ELECTRODE EARTH PIT (600X600)	2	GI. STRIP	HT METER PANEL BODY
2)	GI PLATE ELECTRODE EARTH PIT (600X600)	2	CU. STRIP	CSS NEUTRAL
3)	COPPER PLATE ELECTRODE EARTH PIT (600X600)	2	GI. STRIP	CSS BODY
4)	GI PLATE ELECTRODE EARTH PIT (600X600)	2	GI. STRIP	DG SET-1 BODY
5)	COPPER PLATE ELECTRODE EARTH PIT (600X600)	2	CU. STRIP	DG SET-1 NEUTRAL
6)	GI PLATE ELECTRODE EARTH PIT (600X600)	2	GI. STRIP	DG SET-2 BODY
7)	COPPER PLATE ELECTRODE EARTH PIT (600X600)	2	CU. STRIP	DG SET-2 NEUTRAL
8)	GI PLATE ELECTRODE EARTH PIT (600X600)	2	GI. STRIP	DG SET-3 BODY
9)	COPPER PLATE ELECTRODE EARTH PIT (600X600)	2	CU. STRIP	DG SET-3 NEUTRAL
10)	GI PLATE ELECTRODE EARTH PIT (600X600)	2	GI. STRIP	ISOLATION PANEL BODY
11)	MAINTENANCE FREE EARTH PIT	2	GI. STRIP	FIRE FIGHTING PANEL BODY
12)	MAINTENANCE FREE EARTH PIT	2	GI. STRIP	FEEDER PILLAR BODY
13)	MAINTENANCE FREE EARTH PIT	14	GI. STRIP	LIFT BODY
14)	MAINTENANCE FREE EARTH PIT	2	GI. STRIP	PLUMBING PANEL BODY
15)	MAINTENANCE FREE EARTH PIT	8	GI. STRIP	LIGHTNING PROTECTION BODY
16)	MAINTENANCE FREE EARTH PIT	2	AR.CU. CABLE	ELV
17)	MAINTENANCE FREE EARTH PIT	2	AR.CU. CABLE	UPS

PROJECT-PIONEER PARK, GREATER NOIDA						
ELECTRICAL LOAD SUMMARY AND EQUIPMENT SELECTION						
S. No.	DESCRIPTION	AREA IN SQ.MTR.	AREA IN SQ.FT.	CONNECTED LOAD	DEMAND FACTOR	DEMAND LOAD
I	**Load Summary**					
A.	**Commercial Floor (As per Norms)**					
i	Total Load for Commercial	8282.68 Sq.Mtr.	89121.64 Sq.ft.	1242.40 KW		931.80 KW
B.	**Common Area**					
i	Lighting Load, Power & Equipment Load	8559.20 Sq.Mtr.	92096.99 Sq.ft.	78.12 KW		37.25 KW
C.	**Miscellaneous Loads**					
i.	Kitchen Load			100.00 KW	50%	50.00 KW
ii.	Ventilation Load (Normal)			40.00 KW	80%	32.00 KW
iii.	Plumbing Load			378.64 KW		281.20 KW
iv.	External Lighting			20.00 KW	80%	16.00 KW
v.	EV Charging Station (@ 7.50 kW Each)			181.50 KW	40%	72.60 KW
vi.	Passenger Lifts (4 Nos @ 8 kW Each)			32.00 KW	60%	19.20 KW
vii.	Service Lift (1 Nos @ 10 kW Each)			10.00 KW	70%	7.00 KW
viii.	Car Lifts (2 Nos @ 15 kW Each)			30.00 KW	70%	21.00 KW
ix.	DG Auxiliry Load			120.00 KW	70%	84.00 KW
x.	AV, Server & Security Load (Assumed)			15.00 KW	100%	15.00 KW
xi.	Ventilation Load (Fire)			20.00 KW	100%	20.00 KW
xii.	Fire Protection Pump			297.42 KW	100%	297.42 KW
	Sub-total (C) for Miscellaneous Loads			**927.14 KW**		**598.00 KW**
	Total (A+B+C)	**16841.88 Sq.Mtr.**	**181218.63 Sq.ft.**	**2247.66 KW**		**1567.05 KW**
	Overall Diversity					70%
	Demand Load after diversity					**1096.94 KW**

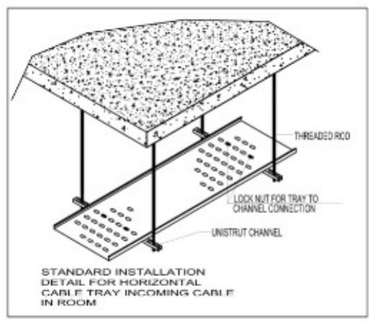

STANDARD INSTALLATION DETAIL FOR HORIZONTAL CABLE TRAY INCOMING CABLE IN ROOM

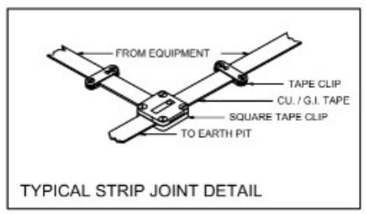

TYPICAL STRIP JOINT DETAIL

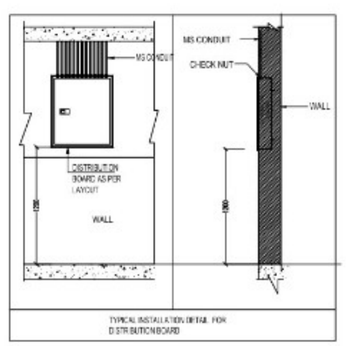

TYPICAL INSTALLATION DETAIL FOR DISTRIBUTION BOARD

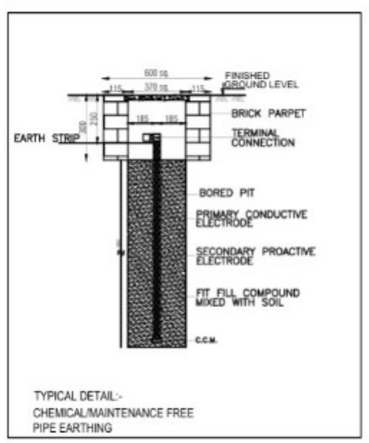

TYPICAL DETAIL:-
CHEMICAL/MAINTENANCE FREE PIPE EARTHING

NOTES:

1. ALL DIMENSIONS ARE IN MM, UNLESS OTHERWISE SPECIFIED.
2. THE DRAWING DIMENSIONS ARE TO BE READ AND NOT SCALED FROM THE DRAWING.
3. ANY DISCREPANCIES SHALL BE BROUGHT TO THE NOTICE OF THE DRAWING ISSUER.
4. THIS DRAWING IS TO BE READ IN CONJUNCTION WITH OTHER RELEVANT DRAWINGS & SPECIFICATIONS GIVEN IN THE TENDER DOCUMENT.
5. ONLY THE LATEST REVISION OF THE DRAWINGS SHALL BE CONSIDERED VALID FOR ALL PURPOSES.
6. THE INFORMATION CONTAINED IN THIS DRAWING IS THE SOLE PROPERTY OF "PRIFACTOR ENGINEERS". ANY REPRODUCTION IN PART OR AS A WHOLE WITHOUT THEIR WRITTEN PERMISSION IS PROHIBITED.

PROJECT:
PROPOSED COMMERCIAL FOR-M/S FASTECH GLOBE REALTORS AT PLOT NO-SLC-8 G/5, BLOCK -G, DELTA II, GREATER NOIDA. (U.P)

KEY PLAN:

BASE PLAN REFERENCE:

ARCHITECTURE: 19.11.2025

STRUCTURE:

ARCHITECT:
AVA
ARCHITECT-INTERIOR ASSOCIATES
B 38, 2nd Floor, Okhla Industrial Area Phase 1, New Delhi-110020,
TEL. : 011- 40466555.
E-mail: architecture@avadesignstudio.in
537,Anugraha 6TH. Main 4th Cross, HsrII Stage ,Indiranagar, Bengaluru-560 038, Karnataka

STRUCTURE:
Keen Associates Pvt. Ltd.
STRUCTURAL ENGINEERS & PROJECT CONSULTANTS,
OFFICE : 1st FLOOR, H-93, OPP.VIJAYA BANK, COMMERCIAL AREA, SECTOR-63, NOIDA UP.
TELEPHONE : +91-120-4240514
E-mail : keenassociates2005@gmail.com

MEP CONSULTANT:
PRIFACTOR ENGINEERS
Made Innovate Implement
Noida-201301
TEL. +91 120-4230757

ISSUE STATUS:
RERA SUBMISSION

REVISION:

Rev. No.	Description

NORTH:

FORMAT: A1 SIZE

SCALE: 1:175

ISSUED DATE: 24.11.2025

DRAWN BY: P.S WARWAL

CHECKED BY: J.SINGH

APRVD BY: J.SINGH

DRAWING TITLE:
GROUND FLOOR PLAN ELECTRICAL

PE/RS/E-201

NO REUSE OR MODIFICATION OF DRAWING IN WHOLE OR PART IS PERMITTED WITHOUT THE WRITTEN PERMISSION OF THE CONSULTANTS.

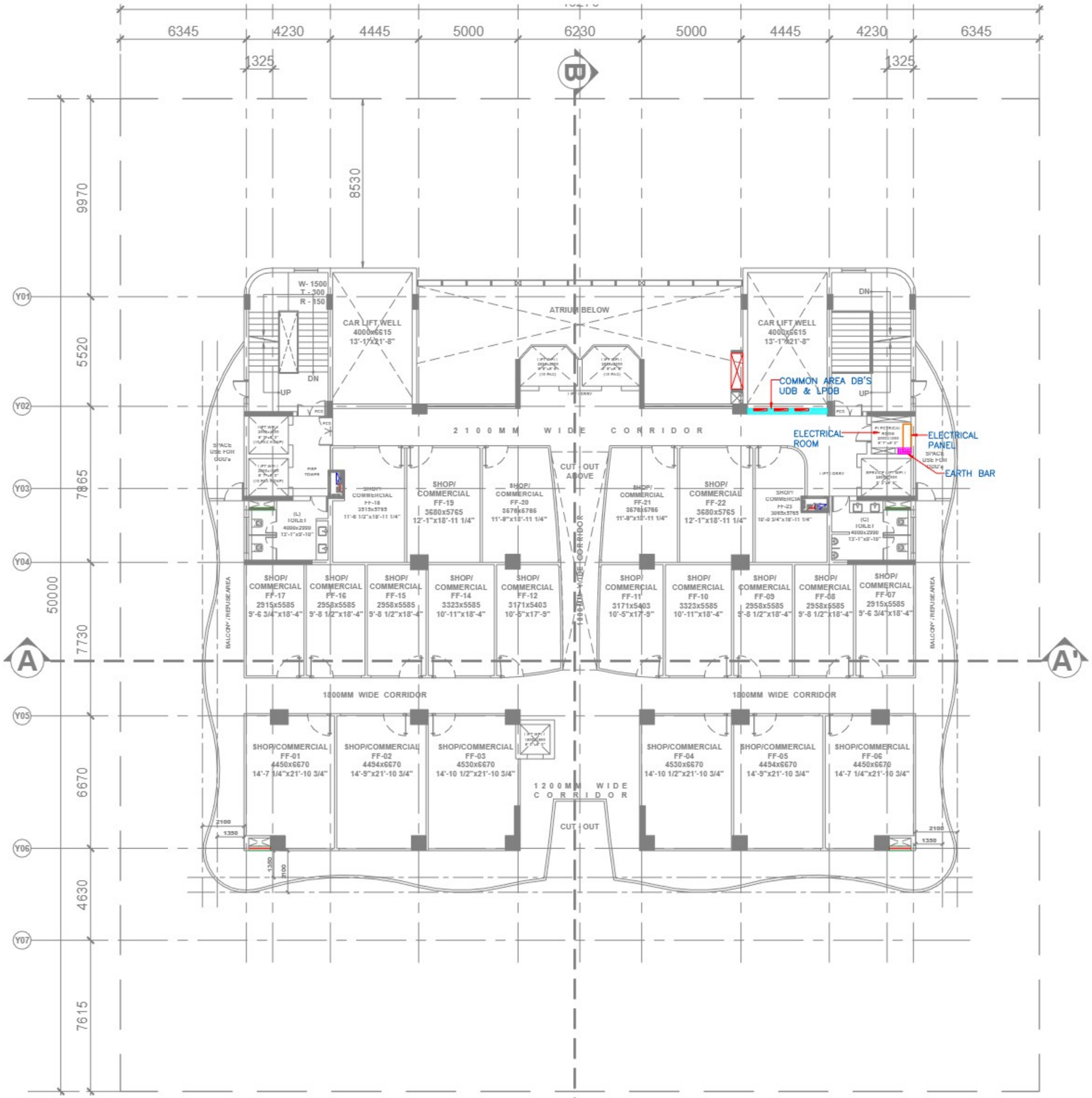

1ST. FLOOR PLAN
SCALE 1:200

NOTES:

1. ALL DIMENSIONS ARE IN MM, UNLESS OTHERWISE SPECIFIED.
2. THE DRAWING DIMENSIONS ARE TO BE READ AND NOT SCALED FROM THE DRAWING.
3. ANY DISCREPANCIES SHALL BE BROUGHT TO THE NOTICE OF THE DRAWING ISSUER.
4. THIS DRAWING IS TO BE READ IN CONJUNCTION WITH OTHER RELEVANT DRAWINGS & SPECIFICATIONS GIVEN IN THE TENDER DOCUMENT.
5. ONLY THE LATEST REVISION OF THE DRAWINGS SHALL BE CONSIDERED VALID FOR ALL PURPOSES.
6. THE INFORMATION CONTAINED IN THIS DRAWING IS THE SOLE PROPERTY OF "PRIFACTOR ENGINEERS". ANY REPRODUCTION IN PART OR AS A WHOLE WITHOUT THEIR WRITTEN PERMISSION IS PROHIBITED.

PROJECT:
PROPOSED COMMERCIAL FOR-M/S FASTECH GLOBE REALTORS AT
PLOT NO-SLC-8 G/5, BLOCK -G, DELTA II, GREATER NOIDA. (U.P)

KEY PLAN:

BASE PLAN REFERENCE:

ARCHITECTURE: 19.11.2025

STRUCTURE:

ARCHITECT:

AVA
B 38, 2nd Floor, Okhla Industrial Area Phase 1, New Delhi-110020,
TEL. : 011- 40466555.
E-mail: architecture@avadesignstudio.in

537,Anugraha 6TH. Main 4th Cross, Hal-II Stage ,Indiranagar, Bengaluru-560 038, Karnataka

STRUCTURE:

Keen Associates Pvt. Ltd.
STRUCTURAL ENGINEERS & PROJECT CONSULTANTS,
OFFICE : 1st FLOOR, H-93, OPP.VIJAYA BANK, COMMERCIAL AREA, SECTOR-63, NOIDA UP.
TELEPHONE : +91-120-4240514
E-mail : keenassociates2005@gmail.com

MEP CONSULTANT:

PRIFACTOR ENGINEERS
Noida Innovate Implement
Noida-201301
TEL: +91 120-4939757

ISSUE STATUS:
RERA SUBMISSION

REVISION:

Rev. No.	Description

NORTH:

FORMAT: A1 SIZE

SCALE: 1:175

ISSUED DATE: 24.11.2025

DRAWN BY: P.B WARWAL

CHECKED BY: J.SINGH

APRVD BY: J.SINGH

DRAWING TITLE:
FIRST FLOOR PLAN
ELECTRICAL

PE/RS/F-202

NO REUSE OR MODIFICATION OF DRAWING IN WHOLE OR PART IS PERMITTED WITHOUT THE WRITTEN PERMISSION OF THE CONSULTANTS.

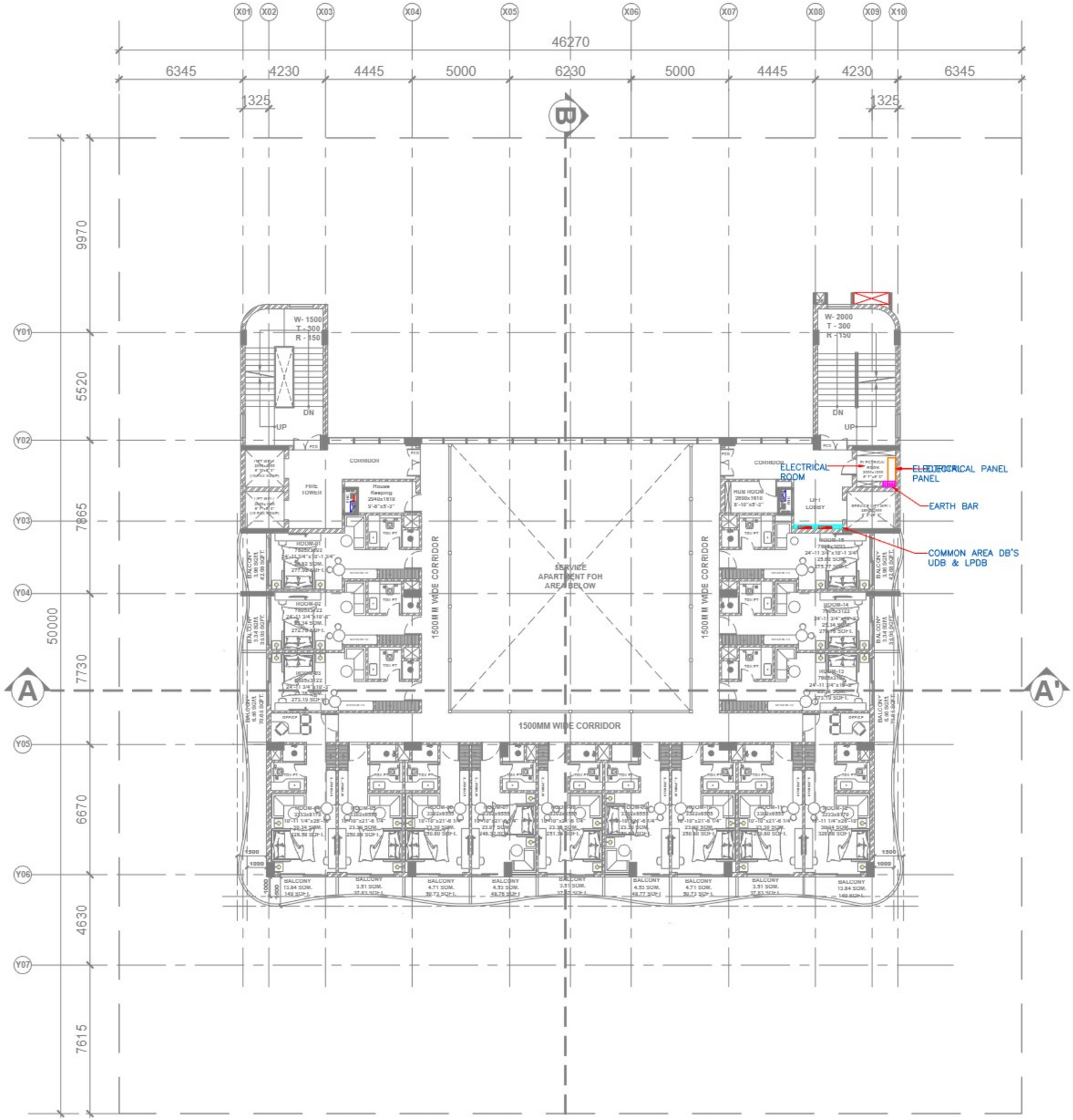

NOTES:

1. ALL DIMENSIONS ARE IN MM, UNLESS OTHERWISE SPECIFIED.
2. THE DRAWING DIMENSIONS ARE TO BE READ AND NOT SCALED FROM THE DRAWING.
3. ANY DISCREPANCIES SHALL BE BROUGHT TO THE NOTICE OF THE DRAWING ISSUER.
4. THIS DRAWING IS TO BE READ IN CONJUNCTION WITH OTHER RELEVANT DRAWINGS & SPECIFICATIONS GIVEN IN THE TENDER DOCUMENT.
5. ONLY THE LATEST REVISION OF THE DRAWINGS SHALL BE CONSIDERED VALID FOR ALL PURPOSES.
6. THE INFORMATION CONTAINED IN THIS DRAWING IS THE SOLE PROPERTY OF "PRIFACTOR ENGINEERS". ANY REPRODUCTION IN PART OR AS A WHOLE WITHOUT THEIR WRITTEN PERMISSION IS PROHIBITED.

PROJECT:

PROPOSED COMMERCIAL FOR-M/S FASTECH GLOBE REALTORS AT PLOT NO-SLC-8 G/5, BLOCK -G, DELTA II, GREATER NOIDA. (U.P)

KEY PLAN:

BASE PLAN REFERENCE:

ARCHITECTURE: 19.11.2025

STRUCTURE:

ARCHITECT:

AVA
B 38, 2nd Floor, Okhla Industrial Area Phase 1, New Delhi-110020,
TEL. : 011- 40466555.
E-mail: architecture@avadesignstudio.in

537,Anugraha 6TH. Main 4th Cross, Hal-II Stage ,Indiranagar, Bengaluru-560 038, Karnataka

STRUCTURE:

Keen Associates Pvt. Ltd.
STRUCTURAL ENGINEERS & PROJECT CONSULTANTS,
OFFICE : 1st FLOOR, H-93, OPP. VIJAYA BANK, COMMERCIAL AREA, SECTOR-63, NOIDA UP.
TELEPHONE : +91-120-4240514
E-mail : keenassociates2005@gmail.com

MEP CONSULTANT:

PRIFACTOR ENGINEERS
Noida Innovate Implement
Noida-201301
TEL: +91 120-4930757

ISSUE STATUS:

RERA SUBMISSION

REVISION:

Rev. No.	Description

NORTH:

FORMAT: A1 SIZE

SCALE: 1:175

ISSUED DATE: 24.11.2025

DRAWN BY: P.S WARWAL

CHECKED BY: J.SINGH

APRVD BY: J.SINGH

DRAWING TITLE:
13TH & 17TH FLOOR PLAN
ELECTRICAL

PE/RS/E-203

NO REUSE OR MODIFICATION OF DRAWING IN WHOLE OR PART IS PERMITTED WITHOUT THE WRITTEN PERMISSION OF THE CONSULTANTS.