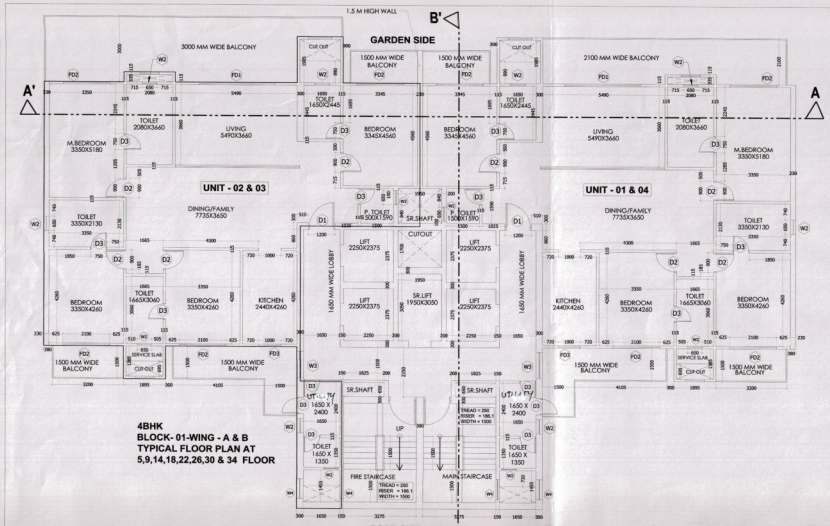

4BHK
BLOCK- 01-WING - A & B
TYPICAL FLOOR PLAN AT
5,9,14,18,22,26,30 & 34 FLOOR

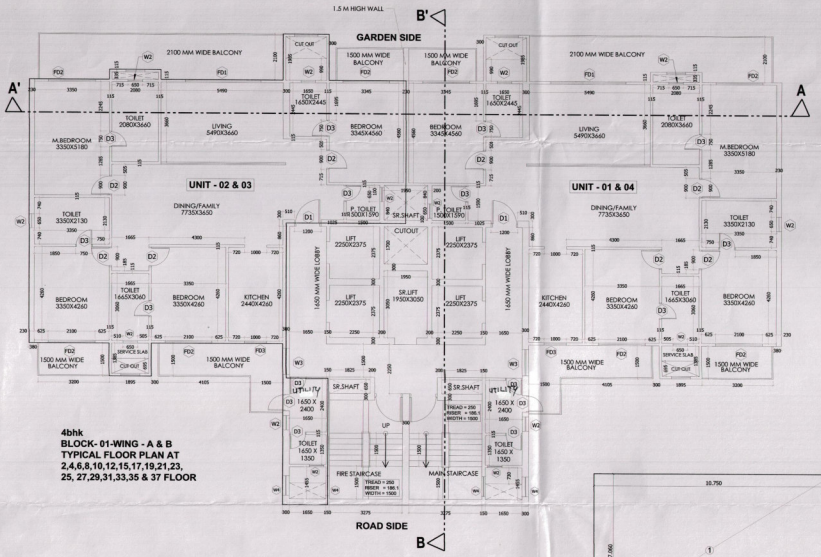

4bhk
BLOCK- 01-WING - A & B
TYPICAL FLOOR PLAN AT
2,4,6,8,10,12,15,17,19,21,23,
25, 27,29,31,33,35 & 37 FLOOR

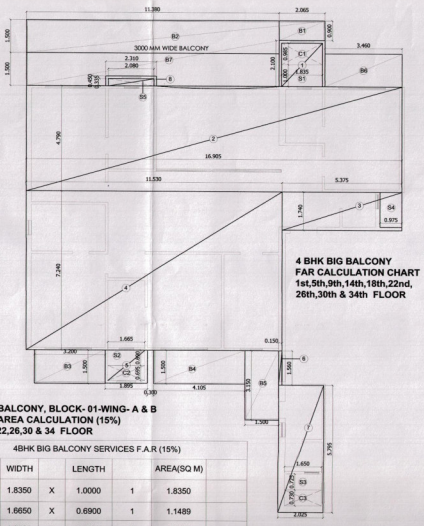

4 BHK BIG BALCONY
FAR CALCULATION CHART
1st,5th,9th,14th,18th,22nd,
26th,30th & 34th FLOOR

4BHK, BIG BALCONY, BLOCK- 01-WING- A & B
SERVICES AREA CALCULATION (15%)
1,5,9,14,18,22,26,30 & 34 FLOOR

4BHK BIG BALCONY SERVICES F.A.R (15%)						
ITEM	WIDTH		LENGTH		AREA(SQ M)	
S1	1.8350	X	1.0000	1	1.8350	
S2	1.6650	X	0.6900	1	1.1489	
S3	1.6500	X	0.7250	1	1.1963	
S4	0.9750	X	1.5900	1	1.5503	
S5	2.0800	X	0.3350	1	0.6968	
			TOTAL		6.427	–(1)

4BHK, BIG BALCONY
BLOCK- 01-WING- A & B
FAR AREA CALCULATION
1,5,9,14,18,22,26,30 & 34 FLOOR

4BHK BIG BALCONY F.A.R. AREA DETAIL						
SL.NO	WIDTH		LENGTH	NO	AREA(SQ M)	
1	2.065	X	2.100	1	4.336	
2	16.905	X	4.790	1	80.975	
3	5.375	X	1.740	1	9.352	
4	11.530	X	7.240	1	83.477	
5	1.895	X	1.500	1	2.842	
6	0.150	X	1.560	1	0.234	
7	2.025	X	5.795	1	11.735	
8	2.310	X	0.450	1	1.040	
B1	2.065	X	0.900	0.25	0.4646	
B2	11.380	X	1.500	0.25	4.2675	
			TOTAL		198.7242	–(1)
DEDUCTION						
SL.NO	WIDTH		HEIGHT	NO	AREA(SQ M)	
S1	1.8350	X	1.0000	1	1.8350	
S2	1.6650	X	0.6900	1	1.1489	
S3	1.6500	X	0.7250	1	1.1963	
S4	0.9750	X	1.5900	1	1.5503	
S5	2.0800	X	0.3350	1	0.6968	
C1	1.8350	X	0.9850	1	1.8075	
C2	1.6650	X	0.6950	1	1.1572	
C3	1.6500	X	0.7300	1	1.2045	
			TOTAL		10.5963	–(2)
4BHK BIG BALCONY F.A.R. AREA DETAIL= (1) - (2)					188.1279	

DOORS & WINDOWS SCHEDULE

TYPE	SIZE	DESCRIPTION	TOTAL NOS.
D1	1200X2100	LIVING	2
D2	900X2100	BEDROOM	8
D2a	1200X2100	STAIRCASE LANDING	2
D3	750X2100	TOILET & SERVANT ROOM	16
FD1	3300X2500	LIVING	2
FD2	2100X2500	BEDROOM	6
FD3	910X2500	KITCHEN	2
W1	3300X2500	BEDROOM	2
W2	600X1050	TOILET	12
W3	1200X1050	LOBBY	2
W4	900X1050	STAIRCASE	2

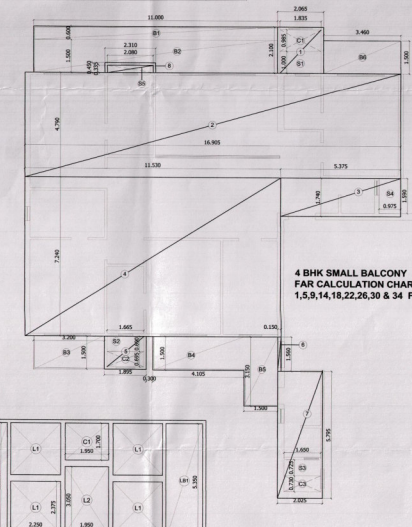

4 BHK SMALL BALCONY
FAR CALCULATION CHART
1,5,9,14,18,22,26,30 & 34 FLOOR

4BHK, SMALL BALCONY, BLOCK- 01-WING- A & B
FAR AREA CALCULATION
1,5,9,14,18,22,26,30 & 34 FLOOR

4BHK SMALL BALCONY F.A.R. AREA DETAIL						
SL.NO	WIDTH		LENGTH	NO	AREA(SQ M)	
1	2.065	X	2.100	1	4.336	
2	16.905	X	4.790	1	80.975	
3	5.375	X	1.740	1	9.352	
4	11.530	X	7.240	1	83.477	
5	1.895	X	1.500	1	2.842	
6	0.150	X	1.560	1	0.234	
7	2.025	X	5.795	1	11.735	
8	2.310	X	0.450	1	1.040	
B1	11.000	X	0.600	0.25	1.6500	
			TOTAL		195.6420	–(1)
DEDUCTION						
SL.NO	WIDTH		HEIGHT	NO	AREA(SQ M)	
S1	1.8350	X	1.0000	1	1.8350	
S2	1.6650	X	0.6900	1	1.1489	
S3	1.6500	X	0.7250	1	1.1963	
S4	0.9750	X	1.5900	1	1.5503	
S5	2.0800	X	0.3350	1	0.6968	
C1	1.8350	X	0.9850	1	1.8075	
C2	1.6650	X	0.6950	1	1.1572	
C3	1.6500	X	0.7300	1	1.2045	
			TOTAL		10.5963	–(2)
NET F.A.R. AREA, 4BHK , SMALL BALCONY = (1) - (2)					185.0457	

4BHK, SMALL BALCONY, BLOCK- 01-WING- A & B
SERVICES AREA CALCULATION (15%)
1,5,9,14,18,22,26,30 & 34 FLOOR

4BHK SMALL BALCONY SERVICES F.A.R (15%)						
ITEM	WIDTH		LENGTH		AREA(SQ M)	
S1	1.8350	X	1.0000	1	1.8350	
S2	1.6650	X	0.6900	1	1.1489	
S3	1.6500	X	0.7250	1	1.1963	
S4	0.9750	X	1.5900	1	1.5503	
S5	2.0800	X	0.3350	1	0.6968	
			TOTAL		6.427	–(1)

BLOCK- 01-WING- A & B
TYPICAL FLOOR : CORE AREA CALCULATION
(1st to 39th FLOORS)

TYPICAL FLOOR CORE AREA DETAIL IN F.A.R						
ITEM	WIDTH		LENGTH	NO	AREA(SQ M)	
1	10.750	X	7.060	1	75.895	
2	7.000	X	5.795	1	40.565	
			TOTAL		116.460	–(1)
DEDUCTIONS						
ITEM	WIDTH		LENGTH	NO	AREA (SQ M)	
LB1	1.650	X	5.35	2	17.655	
LB2	2.350	X	2.250	1	5.288	
L1	2.250	X	2.375	4	21.375	
L2	1.950	X	3.050	1	5.947	
FS	3.275	X	4.50	1	14.738	
S1	1.825	X	0.750	2	2.738	
C1	1.950	X	1.700	1	3.315	
			TOTAL		71.055	–(2)
TYPICAL FLOOR CORE AREA DETAIL IN F.A.R = (1) - (2)						
NET TYPICAL FLOOR CORE AREA DETAIL IN F.A.R					45.405	

BLOCK- 01-WING- A & B
TYPICAL FLOOR CORE SERVICES AREA (15%)

TYPICAL FLOOR AREA DETAILS FOR SERVICES F.A.R						
ITEM	WIDTH		LENGTH		AREA(SQ M)	
LIFT LOBBY-1 (LB1)	1.650	X	5.35	2	17.655	
LIFT LOBBY-1 (LB2)	2.35	X	2.250	1	5.288	
SERVICE SHAFT-1	1.825	X	0.750	2	2.738	
FIRE STAIRCASE(FS)	3.275	X	4.50	1	14.738	
			TOTAL		40.417	–(1)

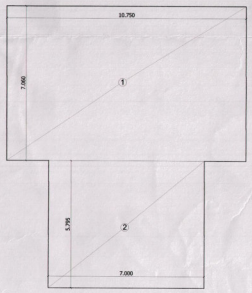

BLOCK- 01-WING- A & B
TYPICAL FLOOR CORE AREA CALCULATION CHART

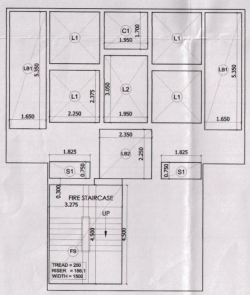

BLOCK- 01-WING- A & B
TYPICAL FLOOR CORE AREA DEDUCTION CHART

KEY PLAN

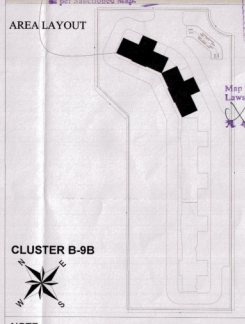

AREA LAYOUT

CLUSTER B-9B

NOTE :-

Town Planner's Signature

Architect's Signature

Arvind Kumar Jain, Architect
Council of Architecture
Regn. No. CA/85/09457

Owners' Signature

For Jaypee Infratech Limited

Authorised Signatory

Owner

JAYPEE INFRATECH LTD.
SECTOR-128,NOIDA (U.P)

Drawing Title

CLUSTER B-9B (MANORIAL)
BLOCK -1, WING-A & B,
TYPICAL FLOOR PLAN (35 & 37)
AREA CALCULATION

Job Title

BUILDING SUBMISSION FOR
CLUSTER B-9B
JAYPEE GREENS
SECTOR - 128,NOIDA , U.P

Scale	Job No.	
1:100,125		
Date	Drawing No.	
OCT.2014	SD-08	
Dealt by	Checked by	Revision No.
RB	PG	

NOIDA AUTHORITY:

Associate Architect	Architect	Chief Architect