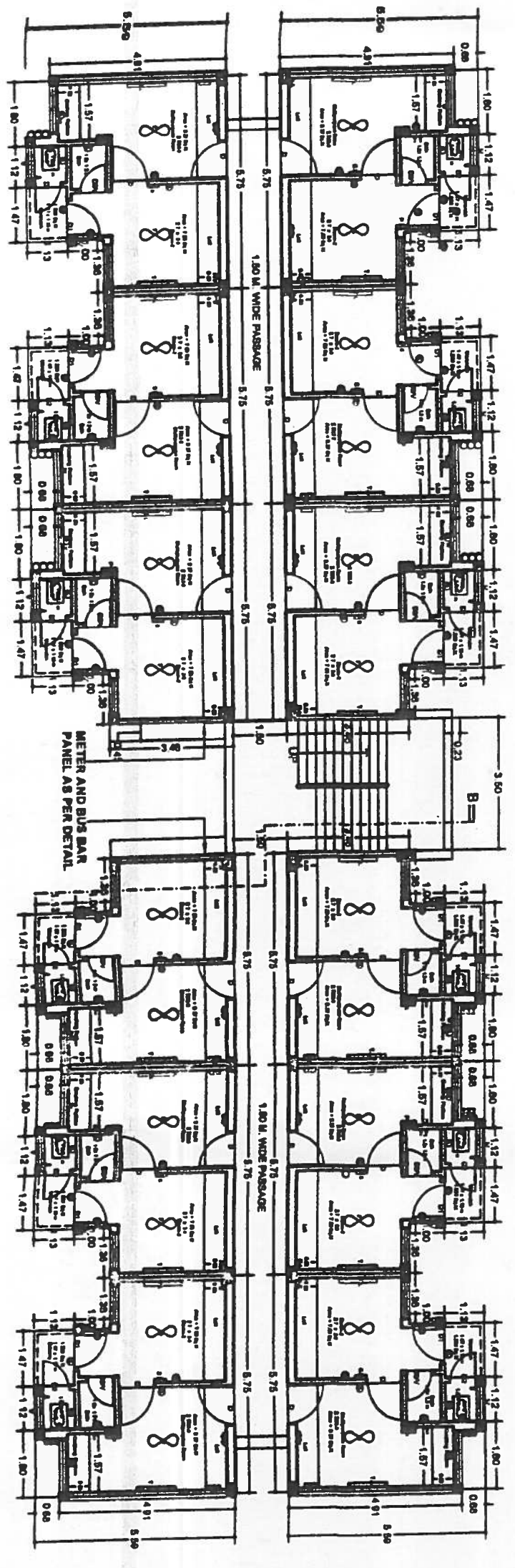
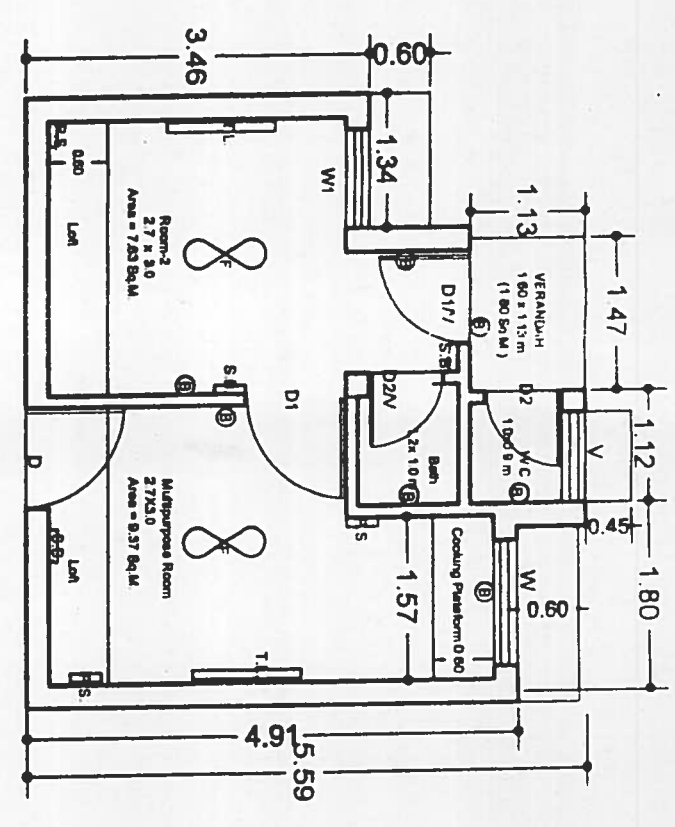
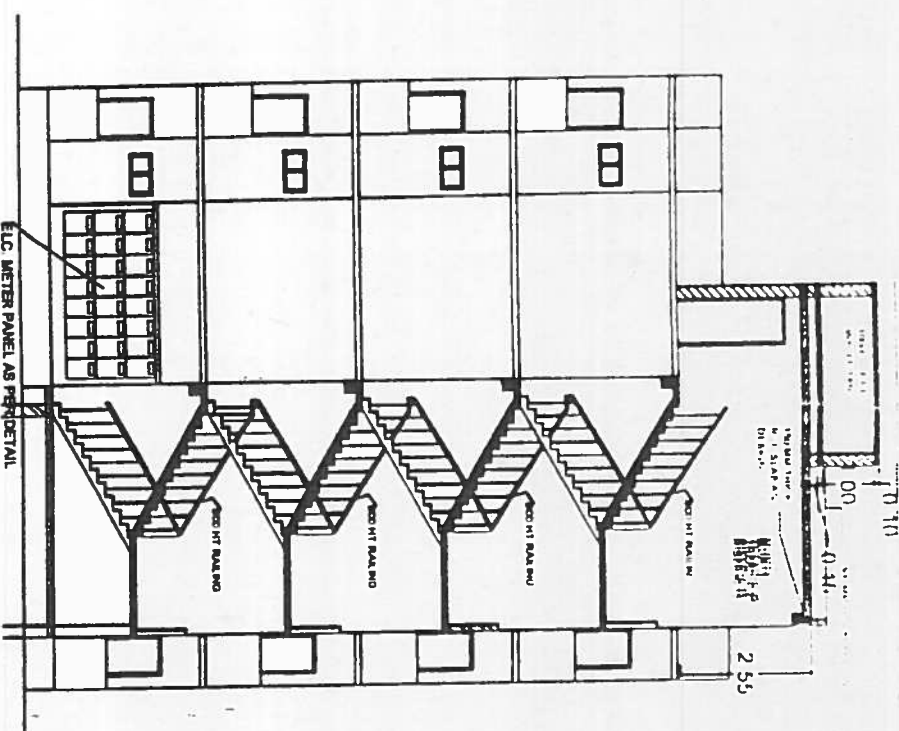


Electricity Supply Plan



UPAVP
ARCHITECTURE AND PLANNING, S. CT. W. UNIT 5
KOTING COMPLEX, MUMBAI, INDIA
LICENCE NO. 2780/11

ISO 9001:2000
PROJECT: UNIT-5/ST-07 SHEET NO.-8/B
FILE NO: PMAY-05
DWG NO: 287/UPND/AD/UP/UNIT-5/ST-07/02/10
WORKING DRAWING - PMAY-2018

ELECTRIFICATION:-			
S.N	TYPE	HEIGHT	REMARKS/SIC
1.	FAN		∞
2.	BULB		⊕
3.	S.B. SWITCH FROM FLOOR	1375MM	⊕-⊕
4.	P.S. (3 NOS.) SWITCH.		⊕-⊕
5.	T.L. (2 NOS.) TUBE LIGHT		⊕-⊕

NOTE:-
1. ALL INTERSECTIONS OF THIS LAYOUT AS PER DETAILS
2. TRANSFER OF THIS LAYOUT ON SITE SHOULD BE CHECKED AND ADJUSTMENTS, IF ANY, SHOULD BE EVENLY DISTRIBUTED
3. ANY DISCREPANCY IF ANY, FOUND ON SITE SHOULD BE IMMEDIATELY REFERRED TO ARCHITECTURE & PLANNING SECTION, 'AP' UNIT-5
4. THIS LAY-OUT PLAN DOES NOT ACCOUNT FOR SALVABILITY & FINANCIAL ASPECTS OF PROPOSED PROPERTY E.G. THERE MAY BE GOT ASBESTOS OR CONCERNED DEPARTMENTS BEFORE ACTUAL IMPLEMENTATION.
5. THIS WORKING DRAWING HAS BEEN PREPARED ON THE BASIS OF INFORMATION RECEIVED BY E. CD. VIDE HIS LETTER NO. 2172/V-42/26 DT:26.12.2017.
6. THE FEASIBILITY HAS BEEN SENT BY AP-5, VIDE HIS LETTER NO. 200/AP-5 DATED 06.02.2018.
7. THIS WORKING DRAWING HAS BEEN FINALIZED ON THE BASIS OF THE FEASIBILITY RECEIVED FROM EX. EN. CD-7 VIDE HIS LETTER NO. 239/V-42/04 DATED 07.02.2018.

निर्देश हेतु प्रमाणित
सत्यविर विद्यार्थक (धरुण इकाई)

ARCHITECTURE & PLANNING UNIT-5
U.P AVAS EVAM VIKAS PARISHAD GZB.
DETAIL WORKING DRAWING PMAY-2018

DATED -06.02.2018

KRISHNA KANT
CH. ARCH.
ARCH. ASST.

MUKESH RUPHELA
ARCH. IN CHARGE PROJECT UNIT-5
ASSTT. ARCH. PLANNER

SANJEEV KASHYAP
B. PLAN. IN CHARGE (REINFORCEMENT), UNIT-5
ARCHITECT PLANNER

CHIEF ARCH. PLANNER