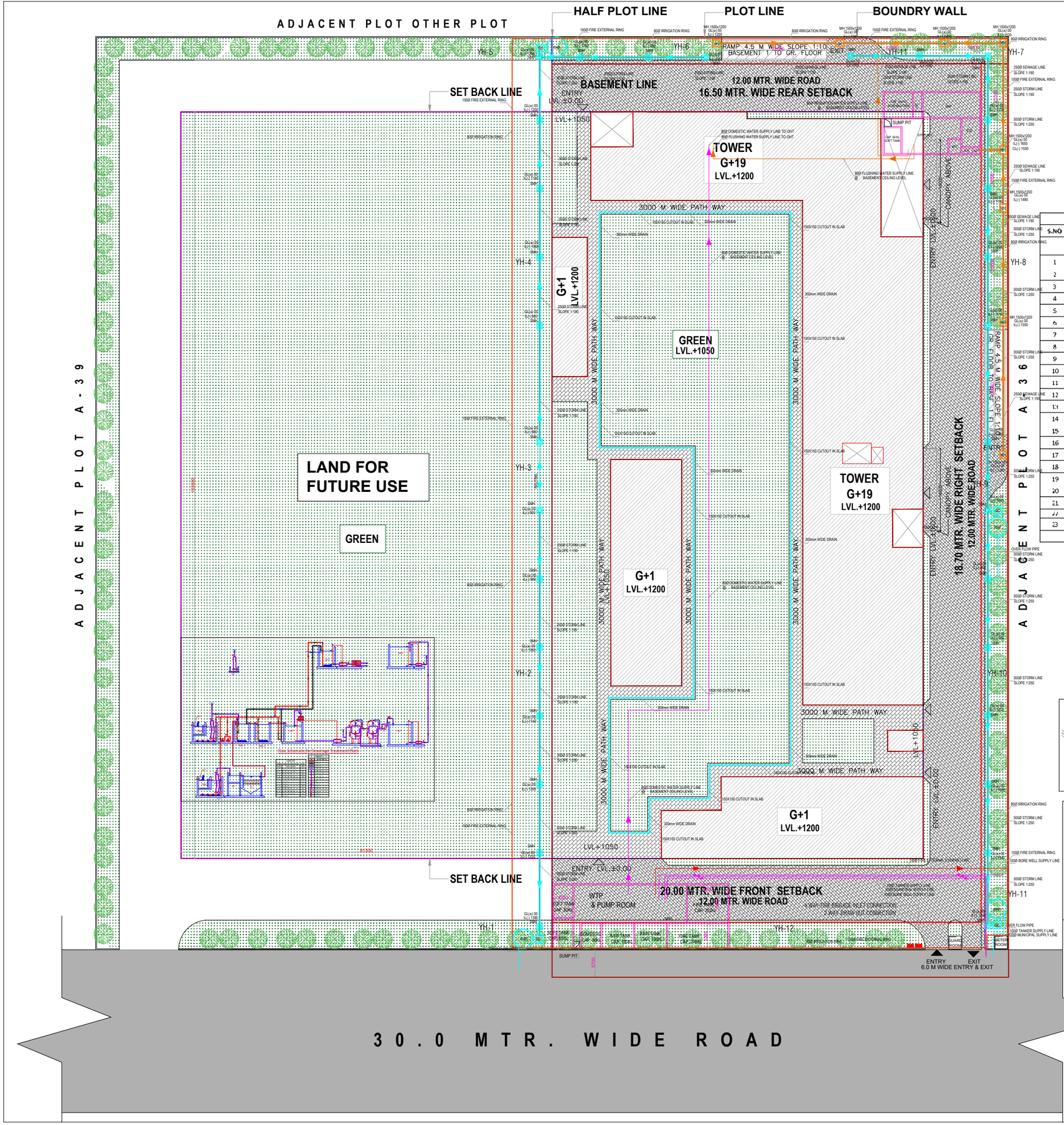

AREA CALCULATION SHEET

Total Plot area	40,000 sq.mt
Permissible FAR @150%	60,000 sq.mt
Achieved FAR	59999.99 sq.mt
Permissible Ground Coverage @30%	12000.00 sq.mt
Achieved Ground coverage	5999 sq.mt
Permissible Green area	14000 sq.mt
Achieved Green area	20374.68 sq.mt
Permissible services area 15%	9000 sq.mt
Achieved 15% services Area	8794.70 Sq.mt

AREA STATEMENT OF SUBMISSION DRAWING

S.NO	FLOORS	TOWER (FAR)	(15% SERVICES AREA)	(NON FAR)	(COVD. AREA)
1	Lower Basement	-	248.00	17330.00	17578.00
2	Upper Basement	-	1610.00	15969.00	17579.00
3	Ground Floor	5556.84	332.16	-	5889.00
4	1st Floor	4499.36	426.65	225.43	5151.46
5	2nd Floor	3432.3	376.75	523.22	4332.27
6	3rd Floor	3432.30	376.75	523.22	4332.27
7	4th Floor	3432.30	376.75	523.22	4332.27
8	5th Floor	3060.14	376.75	895.37	4332.26
9	6th Floor	3060.14	376.75	486.32	3923.21
10	7th Floor	3060.14	376.75	486.32	3923.21
11	8th Floor (Service Floor)	-	-	3436.81	3436.81
12	9th Floor	3060.14	376.75	895.37	4332.26
13	10th Floor	3432.30	376.75	523.22	4332.27
14	11th Floor	3432.30	376.75	523.22	4332.27
15	12th Floor	3432.30	376.75	523.22	4332.27
16	13th Floor (Service Floor)	-	-	3748.59	3748.59
17	14th Floor	3200.00	376.75	486.32	4063.07
18	15th Floor	3200.00	376.75	486.32	4063.07
19	16th Floor	3200.00	376.75	486.32	4063.07
20	17th Floor	4000.60	376.75	296.31	4333.66
21	18th Floor	3432.30	376.75	523.22	4332.27
22	19th Floor	875.54	192.76	182.84	1251.12
23	Mumty & Machine Room Area	-	304.38	-	304.38
	Total Area	59999.99	8794.70	49503.87	118298.56

PARKING DETAIL

Area of Upper Basement	15969 sq.mt	
Area of Lower Basement	17330 sq.mt	
REQUIREMENT PARKING		
No. of Cars Required	60000 / 50	1200 Cars
PROVIDE PARKING		
No. of Cars in Upper Basement @30 sq.mt per Cars (Single Parking)	15969/ 30	530 cars
No. of Cars in Part Lower Basement @18 sq.mt per Cars (Single Parking)	10680/ 30	356 cars
No. of Cars in Part Lower Basement @18 sq.mt per Cars (Stack Parking)	6650/18	369 cars
Total Parking Provided		1255 Cars

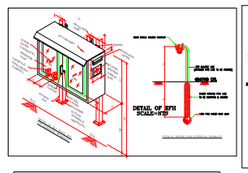

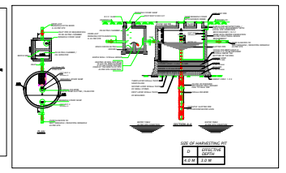

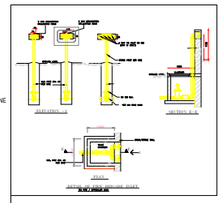

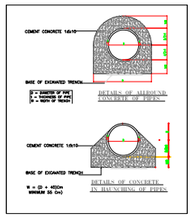

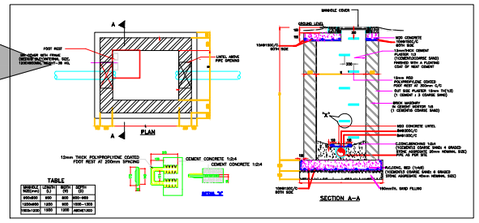

LOCATION PLAN

LEGEND

	SETBACK LINE
	BASEMENT LINE

GREEN AREA DETAIL :
PERM. GREEN AREA:
= 50%OF (PLOT AREA-GR.COV.)
= 50/100 X (40000-12000) SQ.MT
= 50/100 X (28000) SQ.MT
= 14000 SQ.MT = HALF PLOT 7000 SQ.MT
PROPOSED GREEN AREA= 20374.68 SQ.MT

GROUND COV. AREA DETAIL :
PERM. GR. COV AREA:
= 30% OF PLOT AREA
= 30/100 X (40000.00) SQ.MT
= 12000.00 SQ.MT
PROPOSED GR.COV. AREA=5999 SQ.MT

GUARD ROOM & METER ROOM AREA
GUARD ROOM 1 = 3.00X3.00= 9.00 SQM
METER ROOM = 3.00X3.00=9.00 SQM
18.00 SQM

WATER SUPPLY & IRRIGATION SYSTEM

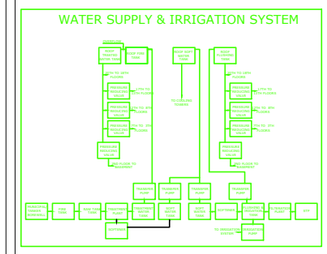

REVISIONS	DATE	SHEET NO :-
SCALE :		A 0 0 0 1

DRAWING
SITE PLAN

NATURE OF DRAWING
SUBMISSION DRAWING

NORTH

PROJECT :-
PROPOSED IT / ITES PARK, AT PLOT NO. A-37,38
SECTOR -62 NOIDA

OWNER SIGN. ARCHITECT SIGN

OWNER
M/S CHAMBAL TRADINGS PVT. LTD.

PROJECT CONSULTANTS :-
HOLISTIC URBAN INNOVATIONS PVT. LTD.
PLANNING & ARCHITECTURE EPC & KEPC ACTIVITIES
GREEN & ENERGY SERVICES BUILDING TECH. SERVICES,
THE CORENTHUM, TOWER- A-41, SEC.- 62, NOIDA 201 301
PH.- 0120-4139788 , FAX- 0120-4527788
HOLISTICS URBAN INNOVATIONS

IMPORTANT:
1. IN CASE OF ANY DISCREPANCY IN THE DRAWING , THIS OFFICE SHOULD BE REFERRED IMMEDIATELY.
2. ONLY WRITTEN DIMENSIONS ARE TO BE FOLLOWED.
3. ALL DIMENSIONS ARE IN MILLIMETERS.

1