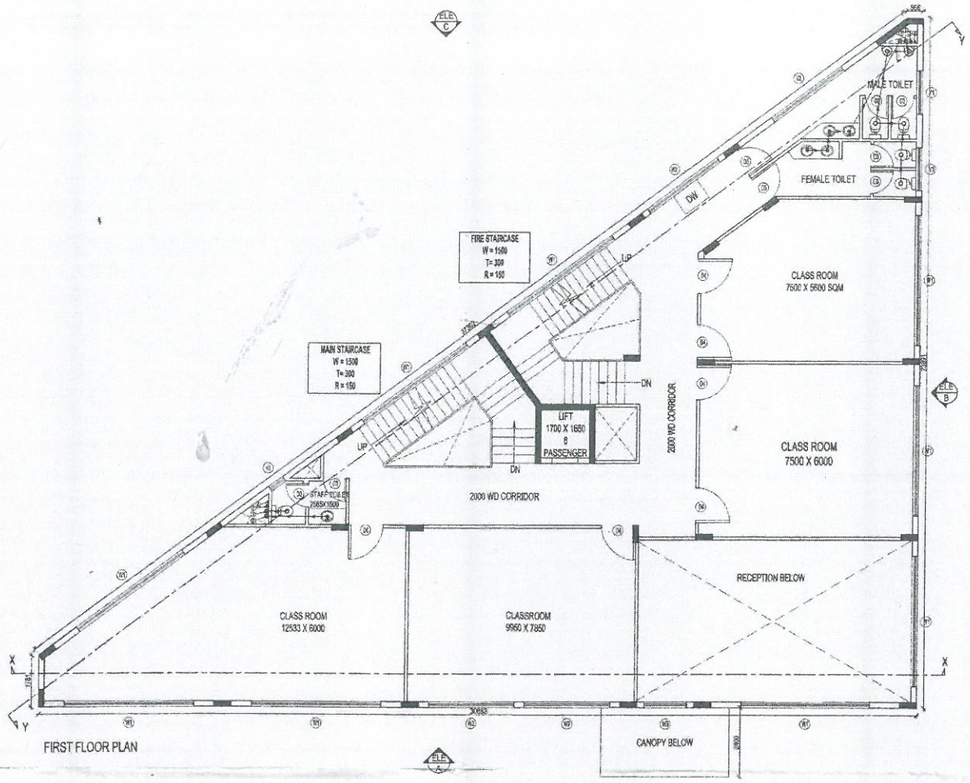

FIRST FLOOR PLAN

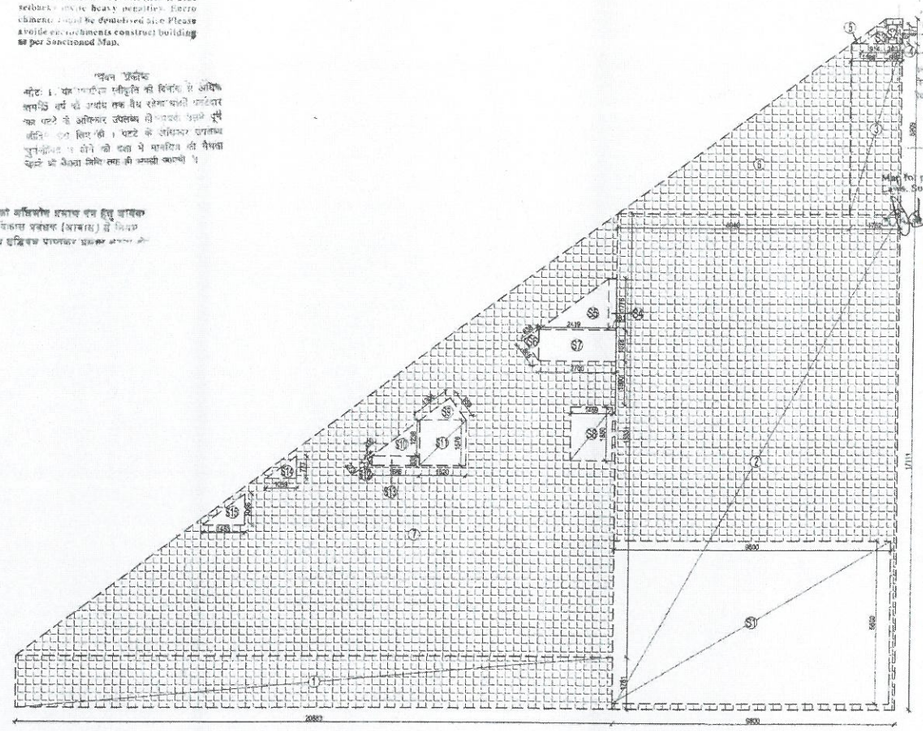

FIRST FLOOR PLAN

AREA CALCULATION TOWARDS 15% ADDITIONAL F.A.R AT FIRST FLOOR							
S.NO.	PARTICULARS						AREA(SQ.M)
1			20.883	X	1.781	=	37.193
2			9.800	X	17.111	=	167.686
3			1.752	X	5.909	=	10.353
4			0.566	X	0.871	=	0.493
5	0.5	X	1.186	X	0.871	=	0.517
6	0.5	X	8.048	X	5.909	=	23.778
7	0.5	X	20.883	X	15.331	=	160.079
TOTAL AREA (A)						=	400.099
SUBTRACTION							
S1			9.600	X	5.600	=	53.760
S2			0.300	X	0.671	=	0.201
S3	0.5	X	0.914	X	0.671	=	0.307
S4			0.281	X	1.776	=	0.499
S5	0.5	X	2.419	X	1.776	=	2.148
S6	0.5	X	0.868	X	0.638	=	0.277
S7			2.700	X	1.078	=	2.911
S8			1.459	X	1.850	=	2.699
S9	0.5	X	0.959	X	1.306	=	0.626
S10	0.5	X	1.686	X	1.238	=	1.044
S11			1.620	X	1.576	=	2.553
S12	0.5	X	0.273	X	0.200	=	0.027
S13			1.686	X	0.338	=	0.570
S14	0.5	X	1.059	X	0.777	=	0.411
S15	0.5	X	1.453	X	1.066	=	0.774
TOTAL AREA (B)						=	68.808
TOTAL F.A.R AREA AT FIRST FLOOR (A-B)						=	331.291

FIRST FLOOR DOOR WINDOW SCHEDULE						
S.No.	Opening Type & SIZE		Locations	HEIGHT	Rough Opening Sizes	
	TYPE	SIZE			Cill (mm)	Lintel (mm)
1	D3	800	ALL TOILETS	2850	0	2850
2	D4	1200	ALL CLASS ROOMS	2850	0	2850
3	D5	1000	MALE/FEMALE TOILET ENTRANCE	2850	0	2850
4	W1	4500	CLASSSROOMS,RECEPTION,STAIRCASE	2250	600	2850
5	W2	3000	CLASSROOM	2250	600	2850
6	W3	1500	RECEPTION	2250	600	2850
7	V1	1500	MALE / FEMALE TOILET	1200	1650	2850
8	V2	3000	MALE TOILET	1200	1650	2850
9	V3	600	STAFF TOILET	1200	1650	2850

IV County Pvt. Ltd.
Auth. Sign.

This drawing is a "COPYRIGHT" contents of this drawing or part thereof may not be used or reproduced without the permission of the Architect

NO. OF PRINT	DATE	ISSUED TO	REMARKS
REVISION	DATE	DESCRIPTION	BY

GENERAL NOTES:
1. ANY HABITABLE ROOM, TOILET, KITCHEN ETC. IF IT IS NOT NATURALLY VENTILATED, SHALL BE MECHANICALLY VENTILATED.
2. SANITARY FITTINGS SHALL BE OF PREFABRICATED TYPE AS PER N.B.C.

AREA LEGEND
COUNTED IN 15 % F.A.R AREA
SUBTRACTION

PLUMBING LEGEND	
1	100Ø SOIL & VENT PIPE
2	100Ø WASTE & VENT PIPE
3	150Ø RAIN WATER PIPE
4	COLD WATER SUPPLY ON TANK
5	65 Ø CWS PBBR PIPE TO O.H. TANK
6	75 Ø RAIN WATER PIPE
FD	FLOOR DRAIN(WITH GRATING)
FT	FLOOR TRAP (100 x 75mm WITH GRATING)
BD	BALCONY DRAIN(WITH GRATING)
WB TO FT	32Ø WASTE PIPE
FD TO FT	50Ø WASTE PIPE
FT TO VERTICAL STACK	75Ø WASTE PIPE
WC TO VERTICAL STACK	100Ø SOIL PIPE

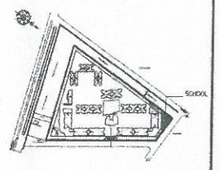

SUBMISSION DRAWING

CLIENT
IV COUNTY PVT. LTD.

PROJECT
Cleo County
PROPOSED GROUP HOUSING FOR IV COUNTY PVT. LTD. AT PLOT NO.-GH-05,SECTOR-121, NOIDA, U.P.

DATE	PROJECT INCHARGE	CHECKED BY
28-06-2018	FARHAAD KHAN	RAVINDRA SINGH
SCALE	DRAWN BY	APPROVED BY
1:100	NAYUR BACHCHAN	VISHAL SHARMA

DRAWING TITLE
FIRST FLOOR PLAN
NURSERY SCHOOL

OWNER SIGN. For IV COUNTY PVT. LTD. Authorised Signatory
ARCHITECT SIGN.

TOWN PLANNER SIGN.
TOWN PLANNER

ARCHITECTS
Confluence
S-24, GIZA N-3-NOIDA Ph.:+91-0120-4356 Fax:+91-11-4356789 mail@confluence.com www.confluence.com Member of IGBC IGO - 2001 - 2003
Architecture urban design interiors township

DRAWING NO. S-086
REVISION R0

This drawing is available on www.files.inconfluence.com