

Job title : PROPOSED COMMERCIAL COMPLEX ON PLOT NO. 03/CP-25 AT SECTOR 3, AVADH VIHAR YOJNA, LUCKNOW

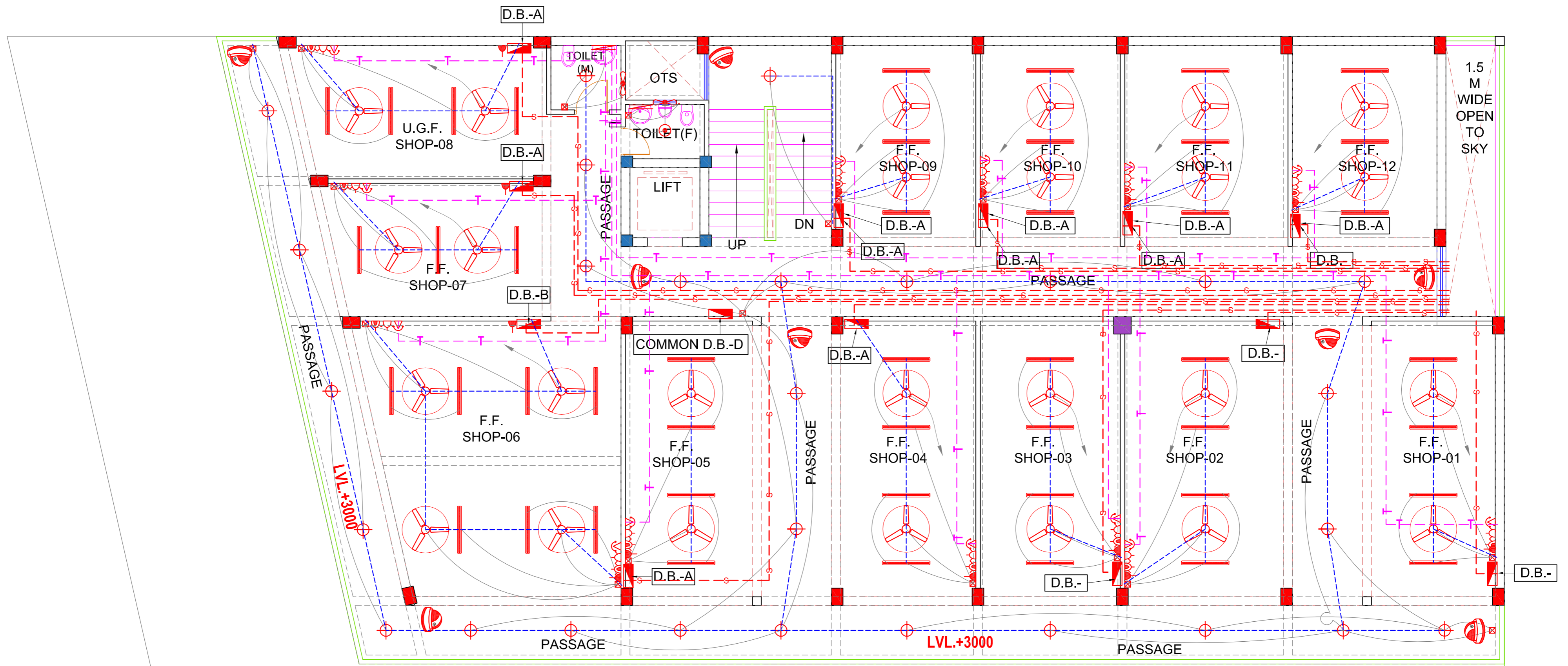
Drg title : EARTHING DETAIL ELECTRICAL DRAWING

Drg No : CM / EE -06

North:

Services Consultant : SERVICES DESIGN & ASSOCIATES
C-2/140, VIBHUTI KHAND, GOMTI NAGAR,LUCKNOW
Mob No -9936190952 ,9450375372
E-Mail - sdaup32@gmail.com

ARCHITECTS:
Vishal & Associates
Unit No. 707, 7th Floor, Urbanac Business Park
A-1, Vibhuti Khand, Gomti Nagar, Lucknow
Mob. : 9839447965, 9839097571
email : vishal.in.lucknow@gmail.com




FIRST FLOOR PLAN ELECTRICAL DRAWING

Job title : PROPOSED COMMERCIAL COMPLEX ON PLOT NO. 03/CP-25 AT SECTOR 3, AVADH VIHAR YOJNA, LUCKNOW

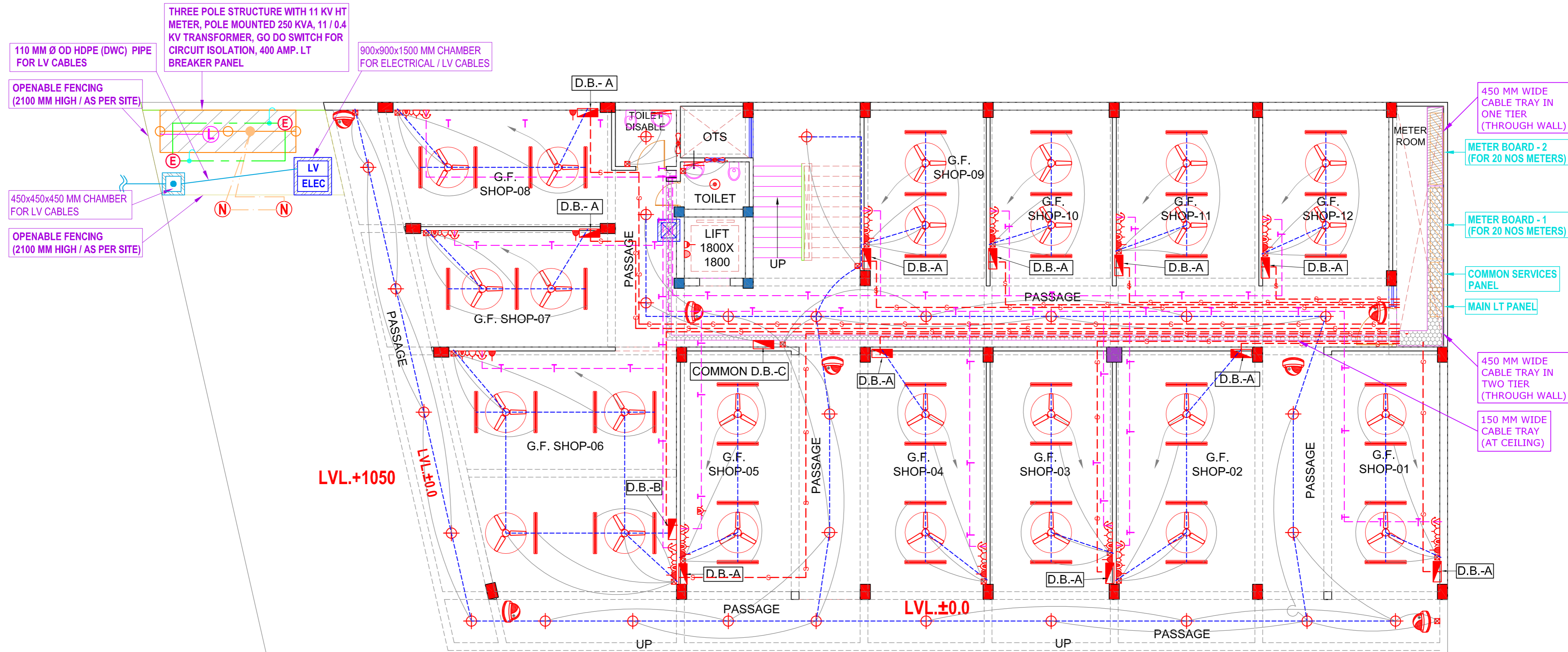
Drg title : FIRST FLOOR PLAN ELECTRICAL DRAWING

Drg No : CM / EE -02



Services Consultant : **SERVICES DESIGN & ASSOCIATES**
 C-2/140, VIBHUTI KHAND, GOMTI NAGAR,LUCKNOW
 Mob No -9936190952 ,9450375372
 E-Mail - sdaup32@gmail.com

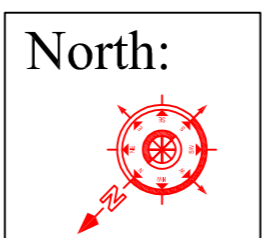
Vishal & Associates
 Unit No. 707, 7th Floor, Urbanac Business Park
 A-1, Vibhuti Khand, Gomti Nagar, Lucknow
 Mob. : 9839447965, 9839097571
 email : vishal.in.lucknow@gmail.com



Job title : PROPOSED COMMERCIAL COMPLEX ON PLOT NO. 03/CP-25 AT SECTOR 3, AVADH VIHAR YOJNA, LUCKNOW

Drg title : GROUND FLOOR PLAN ELECTRICAL DRAWING
























Drg No : CM / EE -01A



Services Consultant : SERVICES DESIGN & ASSOCIATES
 C-2/140, VIBHUTI KHAND, GOMTI NAGAR,LUCKNOW
 Mob No -9936190952 ,9450375372
 E-Mail - sdaup32@gmail.com

Vishal & Associates
 Unit No. 707, 7th Floor, Urbanac Business Park
 A-1, Vibhuti Khand, Gomti Nagar, Lucknow
 Mob. : 9839447965, 9839097571
 email : vishal.in.lucknow@gmail.com

LEGEND : (Electrical)

S. No.	SYMBOL	DESCRIPTION	POSITION
1.		LIGHT POINT/ WALL BRACKET	2250
2.		CEILING LIGHT (SURFACE)	
3.		1 x 22 WATT LED TUBE LIGHT (SURFACE)	2250
4.		MIRROR LIGHT (18 W)	2000
5.		CEILING FAN	
6.		EXHAUST FAN	
7.		BULK HEAD (INSIDE LIFT SHAFT)	2100
8.		6 AMP PLUG POINT (INSIDE LIFT SHAFT)	2150
9.		6 AMP PLUG POINT	230
10.		6 /16 AMP POWER POINT	230
11.		6 /16 AMP POWER POINT	1050
12.		20 AMP. SWITCH FOR A/C UNIT & 16 AMP SWITCH / SOCKET (POWER POINT)	230 / OR AS SPECIFIED
13.		20 AMP. SOCKET FOR A/C UNIT	2250 / OR AS SPECIFIED
14.		TELEPHONE POINT	230
15.		SWITCH BOARD	1050
16.		DISTRIBUTION BOARD	1350
17.		BOX /BULLET TYPE CAMERA (EXTERNAL AREA)	IN WALL
18.		DOME CAMERA (INDOOR TYPE)	IN CEILING
19.		INDICATES CONTROLLING OF LIGHT/FAN FROM SWITCH BOARD	
20.		INDICATIVE CONDUIT RUN FOR TELEPHONE / T.V. SYSTEM	
21.		INDICATIVE CONDUIT RUN FOR LIGHT / FAN CIRCUIT	
22.		INDICATIVE CONDUIT RUN FOR POWER / A.C. CIRCUIT	
23.		INDICATIVE CONDUIT RUN FOR SUBMAIN	
24.			
25.			

Notes : (Electrical)

- R, Y & B indicates phases.
- The number written near the switch board and power points indicates circuit number. for detail of circuits refer distribution board charts.
- 6 amp. plug shall be connected to the lighting ckt. of that area.
- The size of submain conduit from electrical shaft to each d. b. shall be 32 / 40 Ø (as mention in D. B. schedule).
- TV / Tel. conduit sizes shall be :
 - From LV shaft to TV / Tel junction box : 1 no. 25Ø
 - From TV / Tel J. B. to further distribution: 25 mm dia.
- The conduits used for wiring shall be as follows :
 - Heavy duty (2 mm thick) : In r.c.c. slab
 - medium duty (1.5 mm thick) : In brick wall
- No two dissimilar phase circuit / wire shall run together through same conduit.
- Light and power circuit shall be drawn through separate conduit.
- Wiring shall be carried out as per colour code i.e. R, Y, B phases and black - neutral and green - earth.
- The sequence of phase distribution in different apartments will be different for overall phase balancing.
- The position mentioned in legend is bottom of switch board / outlets.
- In case of any discrepancy in the drawing, the same may be brought to the notice of electrical consultant for approval before execution.

Job title :

PROPOSED COMMERCIAL COMPLEX ON
PLOT NO. 03/CP-25 AT SECTOR 3, AVADH
VIHAR YOJNA, LUCKNOW

Drg title :

LEGEND & NOTES
ELECTRICAL DRAWING

Drg No :

CM / EE -01

North:

Services Consultant :

SERVICES DESIGN & ASSOCIATES

C-2/140, VIBHUTI KHAND, GOMTI NAGAR,LUCKNOW

Mob No -9936190952 ,9450375372

E-Mail - sdaup32@gmail.com

ARCHITECTS:

Vishal & Associates

Unit No. 707, 7th Floor, Urbanac Business Park

A-1, Vibhuti Khand, Gomti Nagar, Lucknow

Mob. : 9839447965, 9839097571

email : vishal.in.lucknow@gmail.com