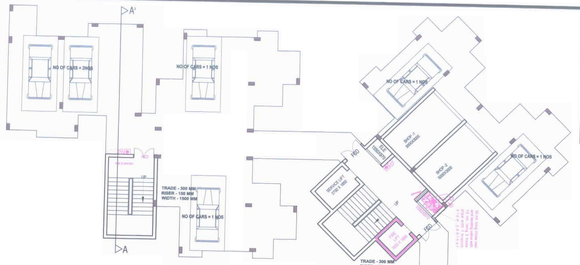

STILT FLOOR PLAN
scale=1:100
no of cars = 10 nos

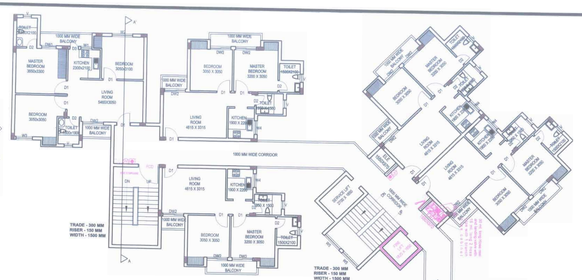

TYPICAL FLOOR PLAN
(1ST TO 13TH FLOOR)
scale=1:100

SCHEDULE OF DOOR AND WINDOW					
S.NO.	TYPE	DESCRIPTION	SIZE	SILL	LINTEL
1	D1	DOOR	1000X2550	–	2550
2	D2	DOOR	750X2550	–	2550
3	D3	DOOR	600X2100	–	2550
4	W1	WINDOW	800X1650	900	2550
5	W2	WINDOW	1500X1650	900	2550
6	W3	WINDOW	1200X1650	900	2550
7	W4	WINDOW	1000X1650	900	2550
8	DW1	DOOR-WIN	1050X2550	–	2550
9	DW2	DOOR-WIN	1500X2550	–	2550
10	V	VENTILATOR	600X450	1500	2550
11	FCD	FIRE CHECK DOOR	1500X2100	–	2100

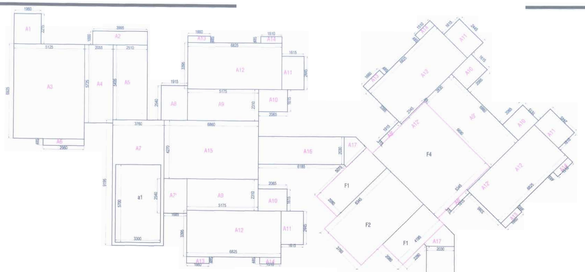

STILT FLOOR AREA PLAN
scale=1:100

BUILT AREA					
SYMBOL	LENGTH	WIDTH	NOS.	AREA (SQ.MT.)	
A1	1.800	2.315	1	4.16	
A2	2.015	3.000	1	6.04	
A3	2.015	3.500	1	7.05	
A4	2.015	5.725	1	11.53	
A5	2.015	3.400	1	6.84	
A6	2.760	3.485	1	9.61	
A7	2.760	3.485	1	9.61	
A8	1.915	2.340	2	8.95	
A9	1.915	2.340	2	8.95	
A10	1.915	2.340	2	8.95	
A11	1.915	2.340	2	8.95	
A12	1.915	5.510	2	21.09	
A13	2.500	3.485	4	34.85	
A14	2.500	3.485	4	34.85	
A15	2.500	3.485	4	34.85	
A16	2.500	3.485	4	34.85	
A17	2.500	4.275	2	21.38	
A18	2.500	4.275	2	21.38	
A19	2.500	4.275	2	21.38	
A20	2.500	4.275	2	21.38	
A21	1.800	2.315	1	4.16	
A22	2.015	3.000	1	6.04	
		TOTAL		348.46	
DEDUCTION					
A1	0.9	0.7	1	0.63	
TOTAL NON FAR AREA AFTER DEDUCTION				347.83	

FAR AREA					
SYMBOL	LENGTH	WIDTH	NOS.	AREA (SQ.MT.)	
F1	2.880	5.875	1	16.92	
F2	8.340	3.780	1	31.52	
F3	2.880	3.185	1	9.17	
F4	5.880	3.780	1	22.22	
		TOTAL FAR AREA		79.79	
		TOTAL GROUND COVERAGE		428.46	

TYPICAL FLOOR AREA PLAN
1ST TO 13TH FLOOR
scale=1:100

TYPICAL FLOOR AREA (1ST TO 13TH FLOOR)						
UNIT - 1						
S.NO.	TYPE	LENGTH	WIDTH	NOS.	AREA	UNIT
1	W2	1.50	0.75	2.00	2.25	SQ.MT.
2	W2	1.50	0.75	2.00	2.25	SQ.MT.
3	W2	1.50	0.75	2.00	2.25	SQ.MT.
4	W1	1.00	0.75	2.00	1.50	SQ.MT.
5	W1	1.00	0.75	2.00	1.50	SQ.MT.
UNIT - 1 TOTAL					9.75	SQ.MT.
CARPET AREA						
UNIT - 2						
S.NO.	TYPE	LENGTH	WIDTH	NOS.	AREA	UNIT
1	W2	1.50	0.75	2.00	2.25	SQ.MT.
2	W2	1.50	0.75	2.00	2.25	SQ.MT.
3	W2	1.50	0.75	2.00	2.25	SQ.MT.
4	W1	1.00	0.75	2.00	1.50	SQ.MT.
5	W1	1.00	0.75	2.00	1.50	SQ.MT.
UNIT - 2 TOTAL					9.75	SQ.MT.
CARPET AREA						
UNIT - 3 TOTAL					9.75	SQ.MT.
CARPET AREA						
CIRCULATION AREA						
S.NO.	TYPE	LENGTH	WIDTH	NOS.	AREA	UNIT
1	D1	0.75	0.20	1.00	0.15	SQ.MT.
2	D1	0.75	0.20	1.00	0.15	SQ.MT.
3	D1	0.75	0.20	1.00	0.15	SQ.MT.
4	D1	0.75	0.20	1.00	0.15	SQ.MT.
5	D1	0.75	0.20	1.00	0.15	SQ.MT.
6	D1	0.75	0.20	1.00	0.15	SQ.MT.
7	D1	0.75	0.20	1.00	0.15	SQ.MT.
8	D1	0.75	0.20	1.00	0.15	SQ.MT.
9	D1	0.75	0.20	1.00	0.15	SQ.MT.
10	D1	0.75	0.20	1.00	0.15	SQ.MT.
11	D3	0.60	0.20	1.00	0.12	SQ.MT.
TOTAL					1.62	SQ.MT.
DEDUCTION						
1	D1	0.75	0.20	1.00	0.15	SQ.MT.
2	D1	0.75	0.20	1.00	0.15	SQ.MT.
3	D3	0.60	0.20	1.00	0.12	SQ.MT.
TOTAL					0.42	SQ.MT.
NET CIRCULATION AREA					1.20	SQ.MT.
TOTAL FAR AREA					29.25	SQ.MT.

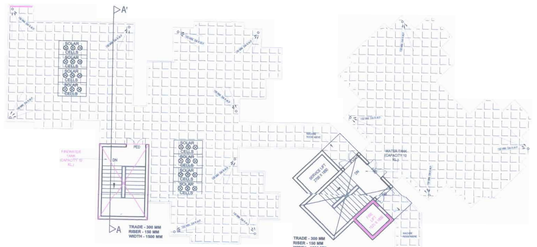

TERRACE FLOOR PLAN
scale=1:100

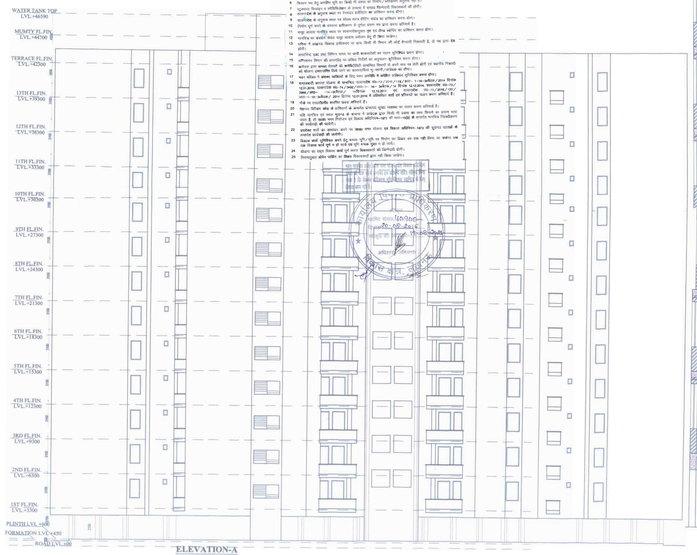

ELEVATION-A
scale=1:100

SECTION AT A-A'
scale=1:50

PROJECT TITLE:

PROPOSED GROUP HOUSING IN VILLAGE BAKKAS, LUCKNOW.

KEYPLAN:

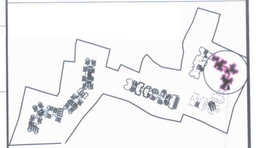

PROPOSED BLOCK

NOTE:-
ALL FIRE CHECK DOOR ARE OF 2H RATING.

SUBMISSION DRAWING

NORTH:

NOTE:

यह मानचित्र लखनऊ महायोजना 2021, भवन उपविधि 2008 तथा समाजवादी आवास योजना के अनुरूप तैयार किया गया है।

DRAWING TITLE:

BLOCK-C2

DRAWING NO:

KUTUMB/GH-1/SUB/10

SCALE	1:100 OR AS SHOWN	DATE	JUNE 2016
DRAWN		CHECKED	
PAPER		ISSUED	

CLIENT:

M/S ABC INFRAPROMOTERS PVT. LTD. / COMSORTIUM

For ABC Infrapromoters Pvt. Ltd.
Auth. Sign

DEVELOPER:

EXCELLA KUTUMB

PRINCIPAL ARCHITECT:

JSR DESIGN PVT. LTD.
C-67, DEFENCE COLONY
NEW DELHI-110025

ARCHITECT:

ARPITA SINGH
Architect
CA/2015/52917

10/11