AREA STILT FLOOR

S.NO.	NAME	LENGTH (IN SQ.MT.)	WIDTH (IN SQ.MT.)	QUT.	AREA (C*D) IN SQ.MT.
I	A1	3.61	0.515	4	7.478
	A2	5.175	14.62	2	151.317
	A3	2.065	4.06	2	16.768
	A4	1.2	2.445	2	5.868
	A5	1.05	1.435	2	4.736
	A6	1.915	7.66	2	30.104
	TOTAL FAR AREA				216.270
	B1	1.65	1.435	2	4.736
	B1	0.14	0.95	2	0.266
	B2	3.265	2.445	2	15.966
	B3	2.065	1.615	2	6.670
	B4	2.31	1.315	2	6.075
	B5	4.08	1.215	2	9.914
	B6	2	7.68	1	15.360
	B7	1.66	0.485	4	3.220
	B8	5.425	5.01	2	54.327
	B9	4.79	6.62	1	31.722
	B10	4.65	2.89	1	13.439
	B11	2.08	7.68	1	15.974
	B12	3.3	5.49	1	18.117
	B13	3.51	2.44	1	8.612
	TOTAL NON AREA				217.489
	TOTAL GROUND COVERAGE AREA				433.759

S.NO.	NAME	LENGTH (IN SQ.MT.)	WIDTH (IN SQ.MT.)	QUT.	AREA (C*D) IN SQ.MT.
I	A1	6.86	1.66	4	45.176
	A2	3.66	9.65	4	141.436
	A3	3.515	3.265	4	44.501
	A4	1.51	0.485	4	2.929
	A5	1.65	0.95	4	6.270
	A6	2.085	6.985	4	58.412
	A7	1.2	2.445	4	11.736
	TOTAL AREA				310.459
	CARPET AREA OF TYPE I				251.500
II	A8	1.66	5.495	2	18.243
	A9	1.505	5.01	2	15.120
	A10	1.66	3.65	2	12.118
	A11	1.45	1.845	2	10.657
	A12	6.79	1.88	2	25.530
	A13	0.23	1.05	2	0.483
	A14	2.08	2.39	2	12.189
	A15	2.31	2.31	2	9.768
	TOTAL AREA				126.095
	DEDUCTION				
	d1	1.85	2.7	2	9.990
	TOTAL AREA AFTER DEDUCTION				116.095
	CARPET AREA OF TYPE II				93.380
III	COURANDA				
	C1	4.65	2.89	1	13.439
	C2	8.87	2.66	1	23.594
	C3	3.53	7.93	1	27.993
	C4	1.76	2.12	1	4.211
	TOTAL AREA				69.237
	TOTAL AREA				408.849

S.NO.	NAME	LENGTH (IN SQ.MT.)	WIDTH (IN SQ.MT.)	QUT.	AREA (C*D) IN SQ.MT.
I	A1	2.08	12.74	1	26.499
	A2	3.76	14.08	1	56.325
	TOTAL AREA				82.824

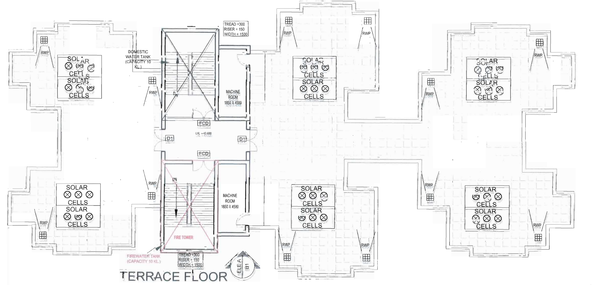

TERRACE FLOOR

AREA MUMTY

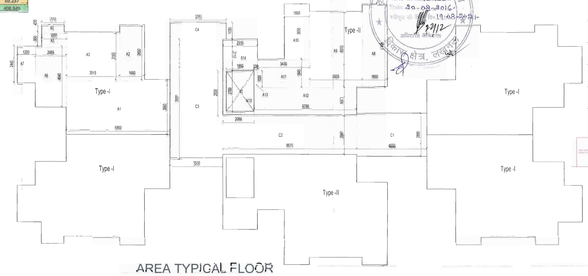

AREA TYPICAL FLOOR (1ST TO 13TH)

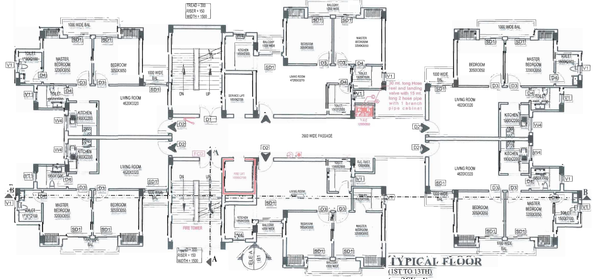

TYPICAL FLOOR (1ST TO 13TH) (BLOCK B1)

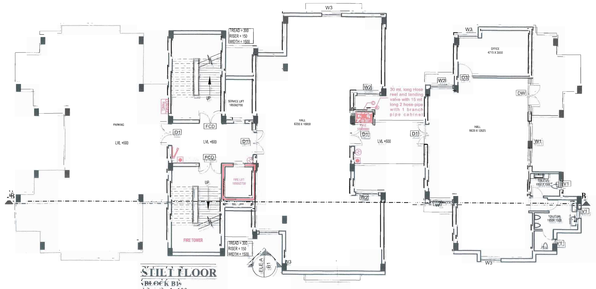

STILT FLOOR (BLOCK B1) SCALE =1:100

ELEVATION A SCALE =1:100 (BLOCK B1)

SECTION BB'

LEGEND

SYMBOL	PIPE DESCRIPTION
P1	DIESEL DRIVEN PUMP 2850 LMP
P2	ELECTRICAL DRIVEN PUMP 2850 LMP
P3	JOCKEY PUMP 180 LMP
A	150ø HYDRANT PIPE
C	150ø HYDRANT PIPE

Emergency exit with symbol provided on each floor of the building as per NBC-2005 norms. all corridors and staircase of the building shall be installed emergency light with one hour battery backup with separate circuit.

	FIRE HOSE CABINET
H	HOOTERS
	MANUAL CALL POINT [MCP]
	PUBLIC ADDRESS SYSTEM WITH ALARM PANAL
	CO_2 TYPE FIRE EXTINGUISHER / ABC TYPE FIRE EXTINGUISHER — AS PER IS 2190-2010 ON EACH FLOOR OF THE BUILDING
CONTROL PANEL	FIRE CONTROL PANEL
	FIRE SERVICE INLET
	YARD HYDRANT

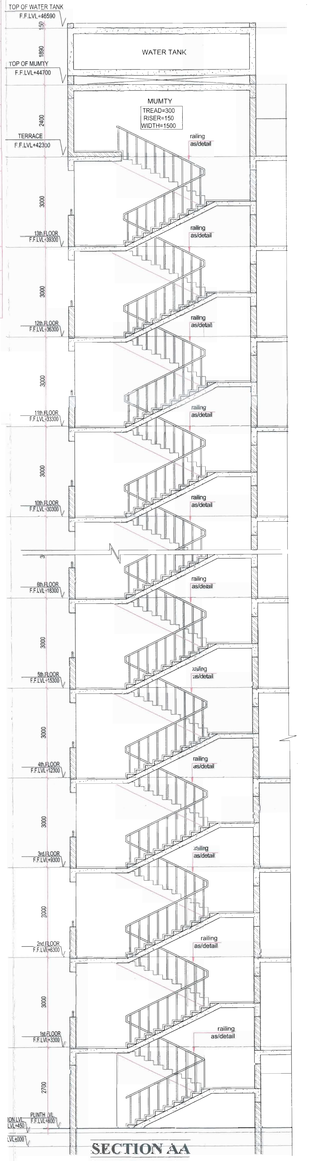

SECTION AA SCALE =1:50

SCALE-1:50

PROJECT TITLE:

PROPOSED GROUP HOUSING IN VILLAGE BAKKAS, LUCKNOW.

KEYPLAN:

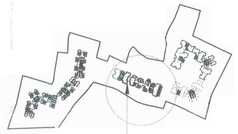

PROPOSED BLOCK

NOTE:-
ALL FIRE CHECK DOOR ARE OF 2H RATING.

SUBMISSION DRAWING

NORTH:

NOTE:

यह मानचित्र लखनऊ महायोजना 2021, भवन उपविधि 2008 तथा समाजवादी आवास योजना के अनुरूप तैयार किया गया है।

DRAWING TITLE:

BLOCK B1

DRAWING NO:

KUTUMB/GH-1/SUB/07

SCALE	1:100 OR AS SHOWN	DATE	JUNE 2016
DRAWN		CHECKED	
PAPER		ISSUED	

CLIENT:

M/S ABC INFRAPROMOTERS PVT. LTD. / COMSORTIUM

For ABC Infrapromoters Pvt. Ltd.
Auth. Sign.

DEVELOPER:

EXCELLA KUTUMB

PRINCIPAL ARCHITECT:

JSR DESIGN PVT. LTD.
C-67, DEFENCE COLONY
NEW DELHI-110025

ARCHITECT:

ARPITA SINGH
Architect
CA/2011/62917

07/11