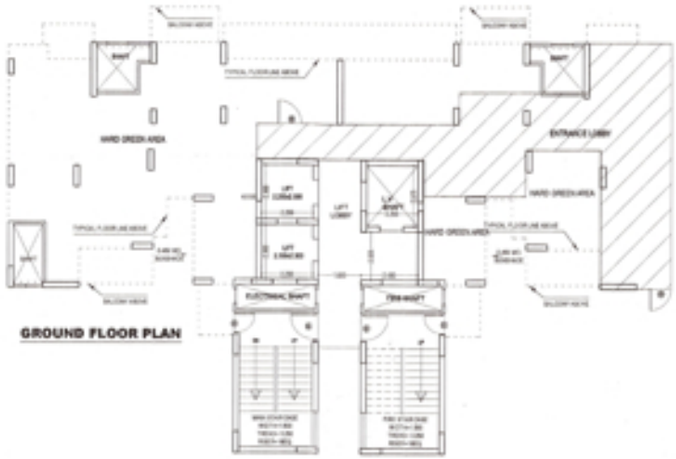

GROUND FLOOR PLAN

TYPICAL FLOOR PLAN

CIRCULATION OF HARD GREEN AREA				
S.NO.	LENGTH		WIDTH	AREA (SQ.MT.)
1	1.750	X	0.500	0.875
2	1.750	X	1.000	1.750
3	1.400	X	0.500	0.700
4	5.200	X	2.875	14.950
5	3.275	X	0.200	0.655
6	1.100	X	1.075	1.183
7	3.125	X	0.900	2.813
8	3.500	X	0.900	3.150
9	1.100	X	0.200	0.220
10	3.125	X	0.900	2.813
11	1.100	X	0.200	0.220
12	1.400	X	1.000	1.400
13	1.800	X	4.575	8.235
14	3.275	X	0.900	2.948
15	1.100	X	1.000	1.100
16	5.875	X	2.750	16.156
17	3.200	X	0.700	2.240
18	3.200	X	0.900	2.880
19	1.100	X	1.075	1.183
20	2.475	X	2.750	20.813
21	3.200	X	0.700	2.240
22	3.400	X	1.750	5.950
TOTAL AREA				146.160

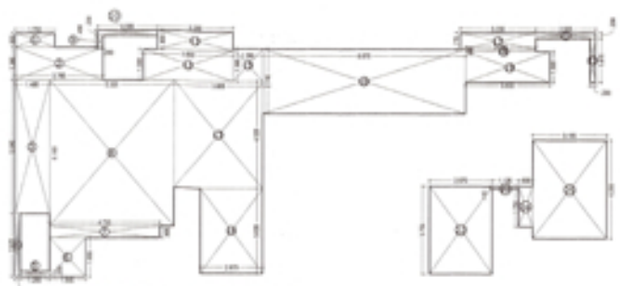

HARD GREEN AREA CALCULATION

CIRCULATION OF ENTRANCE LOBBY				
S.NO.	LENGTH		WIDTH	AREA (SQ.MT.)
1	1.750	X	1.700	2.975
2	1.750	X	1.000	1.750
3	1.800	X	1.700	3.060
4	1.875	X	1.700	3.188
5	1.800	X	1.700	3.060
6	3.250	X	10.000	32.500
TOTAL AREA				46.533

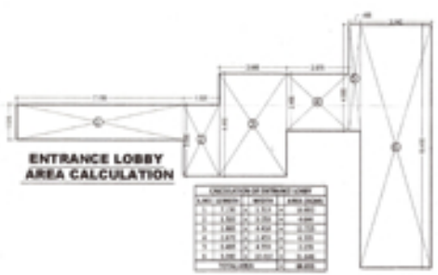

ENTRANCE LOBBY AREA CALCULATION

UNIT TYPE - 3BHK(SMALL)				
S.NO.	LENGTH		WIDTH	AREA (SQ.MT.)
1	3.125	X	4.275	13.359
2	2.875	X	1.275	3.665
3	3.400	X	1.175	3.995
4	2.625	X	1.275	3.347
5	3.125	X	1.275	3.984
6	3.125	X	1.275	3.984
7	3.125	X	1.275	3.984
8	3.125	X	1.275	3.984
9	3.125	X	1.275	3.984
10	3.125	X	1.275	3.984
11	3.125	X	1.275	3.984
12	3.125	X	1.275	3.984
13	3.125	X	1.275	3.984
14	3.125	X	1.275	3.984
15	3.125	X	1.275	3.984
16	3.125	X	1.275	3.984
17	3.125	X	1.275	3.984
18	3.125	X	1.275	3.984
19	3.125	X	1.275	3.984
20	3.125	X	1.275	3.984
21	3.125	X	1.275	3.984
22	3.125	X	1.275	3.984
23	3.125	X	1.275	3.984
24	3.125	X	1.275	3.984
25	3.125	X	1.275	3.984
26	3.125	X	1.275	3.984
27	3.125	X	1.275	3.984
28	3.125	X	1.275	3.984
TOTAL				111.552

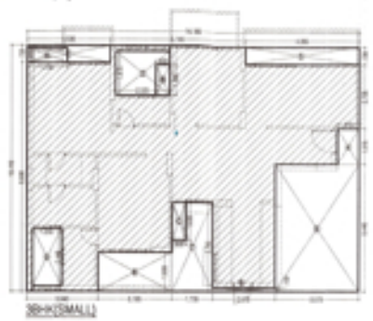

3BHK(SMALL)

GROUND FLOOR AREA + TYPICAL FLOOR AREA + (2nd - 18.5TH = 17.5 (ALL 3BHK)) + 3BHK SQ.MT.				
TYPICAL CIRCULATION AREA = TOTAL AREA (ENVELOPE HALFWAY - CLUSTER) (ALL) + 1 HRS + 3BHK SQ.MT.				
S.NO.	LENGTH		WIDTH	AREA (SQ.MT.)
1	2.800	X	1.225	3.430
2	1.400	X	0.700	0.980
3	0.200	X	0.275	0.055
4	0.725	X	0.275	0.199
5	2.800	X	1.400	3.920
6	2.800	X	0.225	0.630
7	0.200	X	0.225	0.045
8	0.625	X	0.225	0.141
9	0.625	X	0.225	0.141
10	3.400	X	1.225	4.165
TOTAL CIRCULATION AREA				23.706
GROUND FLOOR AREA DETAIL = HARD GREEN AREA + ENTRANCE LOBBY + TOTAL CIRCULATION AREA - 1HRS OTHER				
226.262 + 146.160 + 46.533 + 1.25 HR = 22.4167 + 1HRS SQ.MT.				

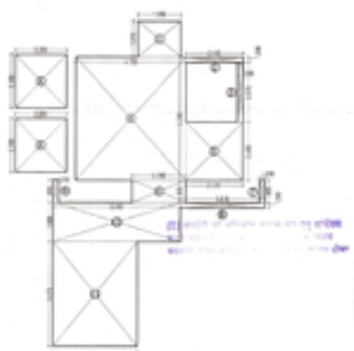

CIRCULATION AREA DIAGRAM

LIFT LOBBY

LIFT LOBBY AREA (SQ.MT.)				
S.NO.	LENGTH		WIDTH	AREA (SQ.MT.)
1	1.400	X	1.750	2.450
TOTAL				2.450

FIRE STAIRCASE

FIRE STAIR AREA (SQ.MT.)				
S.NO.	LENGTH		WIDTH	AREA (SQ.MT.)
1	3.425	X	3.400	11.467
TOTAL				11.467

TOWER -G | S-21

DOORS & WINDOWS SCHEDULE

S.NO	TYPE	SIZE	S.LVL	L.LVL
1	D	1,800x2,100	±0.0	2,100
2	D1	0,750x2,100	±0.0	2,100
3	D2	0,900x2,100	±0.0	2,100
4	D3	1,000x2,100	±0.0	2,100
5	D4	1,050x2,100	±0.0	2,100
6	W1	0,600x1,400	+1,000	2,400
7	W2	0,600x1,400	+1,000	2,400
8	W3	1,500x2,400	+1,000	2,400
9	W4	1,550x2,400	+1,000	2,400
10	W5	1,900x2,400	+1,000	2,400
11	W6	1,750x2,400	+1,000	2,400
12	W7	1,800x2,400	+1,000	2,400
13	W8	1,800x2,400	+1,000	2,400

PROJECT TITLE

PROPOSED GROUP HOUSING AT PLOT NO-GH-01/A(BETA-2),SEC- 107, NOIDA. FOR - Pratoek Infra Projects India Pvt.Ltd.

DRAWING TITLE-

GROUND FLOOR PLAN, TYPICAL FLOOR PLAN & AREA CHART (TOWER-G) (G +28)

S-21

DRG.NO.

SCALE	1:100
DATE	20/2/2022
DRAWT	
JOB NO.	3Comp/TOWRA/TEEN EDIFICE/SUBMISSION SUBMISSION/2021/2022-CLUSTER

DEEPAK MEHTA & ASSOCIATES

ARCHITECTS, PLANNERS, VALUERS, LANDSCAPE & INTERIORS
PLOT NO. 19 ABHISHEK PUSHPA L.S.C. MAYUR VIHAR PH-1 DELHI 91
PH. 65577180 TELEFAX: 22750180

Architect Deepak Mehta
Plot No. 19 Abhishek Pkwy LSC
Mayur Vihar Ph-I, Delhi

ARCHITECT'S SIGN

For Pratoek Infra Projects India Pvt.Ltd.

Authorised Signatory

OWNER'S SIGN