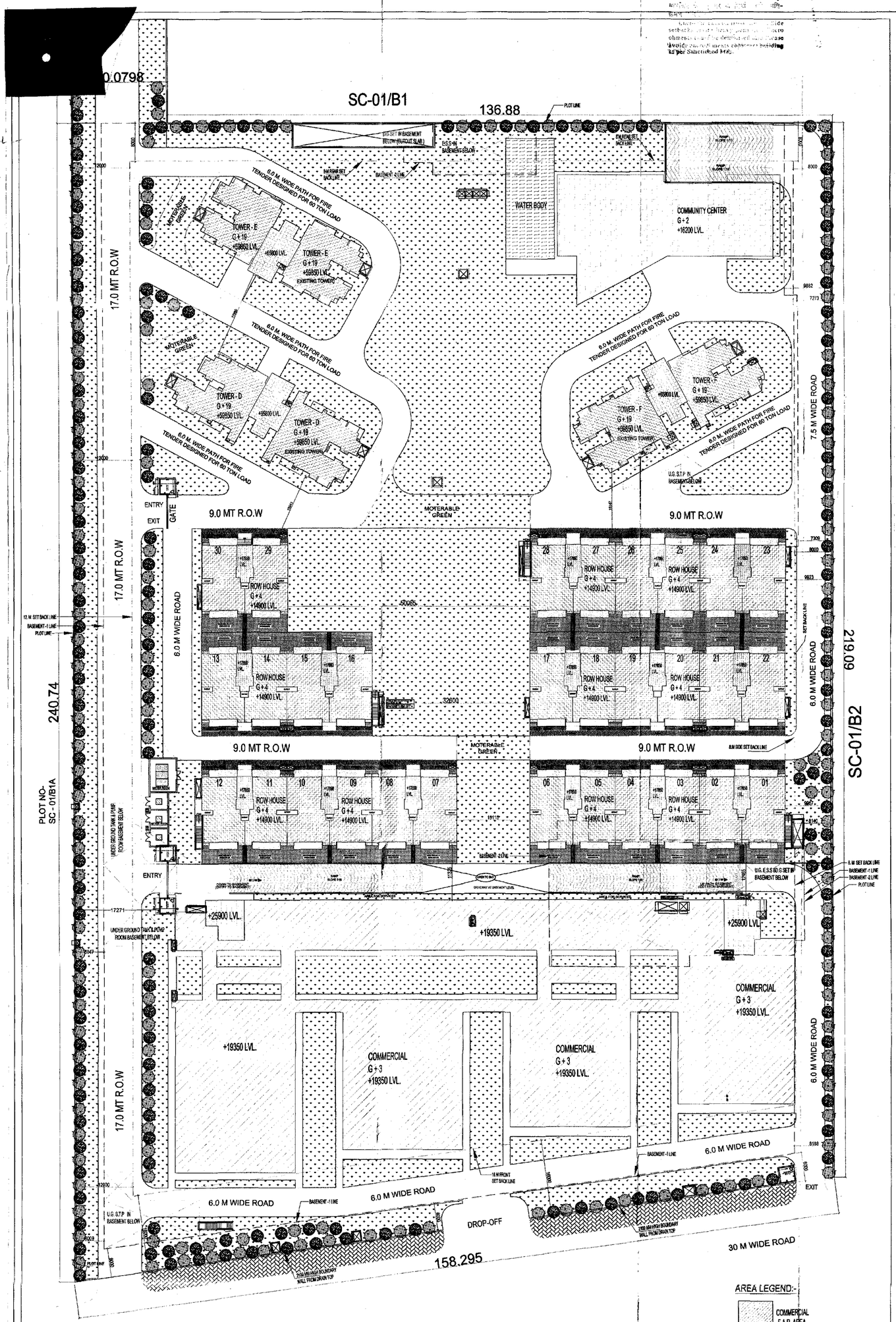

OWNER'S SIGN

ARCHITECT'S SIGN

TOWN PLANNER SIGN.

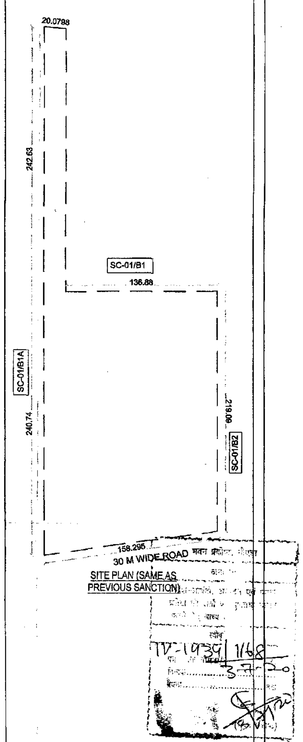

KEY PLAN

SUBMISSION DRAWING

CLIENT: M/S LOGIX INFRADEVELOPERS PVT.LTD.

PROJECT: PROPOSED SPORTS CITY NEOWORLD FOR M/S LOGIX INFRADEVELOPERS PVT.LTD. AT PLOT NO: SC - 01/B ,SECTOR -150, NOIDA, UP.

DATE	PROJECT INCHARGE	CHECKED BY
27-11-2019	BALRAJ SINGH	BALRAJ SINGH
SCALE	DEALT BY	APPROVED BY
1:200	ABDHESH JHA	VISHAL SHARMA

DRAWING TITLE: SITE PLAN

NORTH POINT

This drawing is a "COPYRIGHT" contents of the drawing or, part thereof may not be used or reproduced without the permission of the Architect

ARCHITECTS

Confluence

DRAWING NO. S-01

REVISION R0

COMMERCIAL PARKING DETAIL :-

(1.)TOTAL REQUIRED PARKING = 1ECS PER 50 SQM OF PER. F.A.R AREA
= 16389.370/ 50 = 327.787 (SAY) = 328 ECS PARKING

TOTAL PARKING REQUIRED PARKING = 328 PARKING

PROPOSED PARKING:-
(2) NORMAL PARKING AREA CALCULATION IN BASEMENT -1

PARKING AREA IN BASEMENT -1 PLAN
PROPOSED CAR PARKING = 5422.094 / 30 SQMT = 180.736 = 180 (SAY) ECS

(3) MECHANICAL PARKING AREA CALCULATION IN BASEMENT -1 PLAN

PROPOSED CAR PARKING = 2702.826 / 18 SQMT = 150.157 = 150 (SAY) ECS

TOTAL PARKING PROPOSED = (2) + (3) 180 + 150 = 330 CARS

RESIDENTIAL PARKING DETAIL :-

RESIDENTIAL REQUIRED PARKING = 1ECS PER 80 SQMT OF PERMISSIBLE F.A.R AREA
= 41560.910 / 80 = 519.511 (SAY) = 519 ECS PARKING

PROPOSED PARKING:-

PROPOSED PARKING IN BASEMENT -1 = 17857.902 /30 = 595.263 = 595 (SAY) ECS
CARS ------ (1) (REFER DWG. NO :- S-06)

PARKING AREA IN STILT = 151.302 SQMT
PROPOSED CAR PARKING IN STILT = 151.302 /30 = 5.0043 = 5 (SAY) ECS --- (2) (REFER DWG. NO:- S-02)

TOTAL PROPOSED CAR PARKING = (1)+(2)+(3)
= 595 + 5 = 600 CARS

AREA LEGEND:-

- COMMERCIAL F.A.R AREA
- RESIDENTIAL F.A.R AREA
- 15% SERVICES AREA
- NON F.A.R AREA
- AREA COUNTED IN 1/4 F.A.R



TERRACE FLOOR PLAN



AREA DIAGRAM FOR MUMTY & LIFT LOBBY

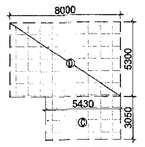

AREA DIAGRAM FOR MUMTY & MACHINE ROOM

AREA CALCULATION TOWARDS 15 % SERVICES F.A.R AREA							
S.NO.	PARTICULARS						AREA (SQMT)
AREA FOR MUMTY & MACHINE ROOM							
A			6.200	X	3.200	=	19.840
B			7.400	X	8.250	=	61.050
C			5.430	X	3.050	=	16.562
D			8.000	X	5.300	=	42.400
TOTAL AREA						=	139.852

AREA LEGEND:-

- COMMERCIAL F.A.R AREA
- 15 % SERVICES AREA
- NON F.A.R AREA

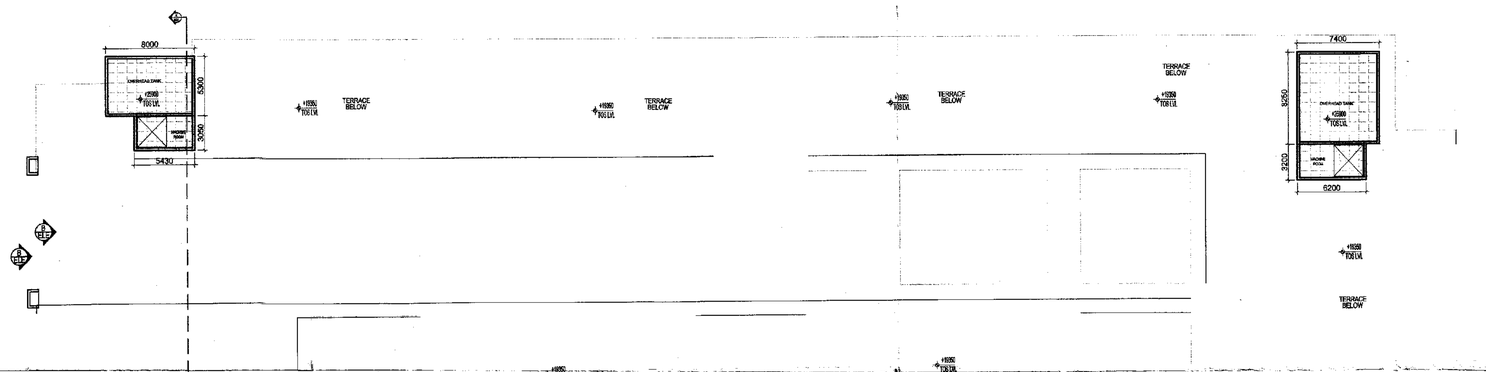

OVER HEAD WATER TANK LVL. FLOOR PLAN



AREA DIAGRAM FOR O.H.TANK & MACHINE ROOM

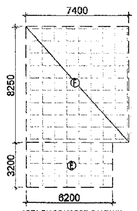

AREA DIAGRAM FOR O.H.TANK & MACHINE ROOM

AREA CALCULATION TOWARDS 15 % SERVICES F.A.R AREA							
S.NO.	PARTICULARS						AREA (SQMT)
AREA FOR OVERHEAD TANK							
E			6.200	X	3.200	=	19.840
F			7.400	X	8.250	=	61.050
G			5.430	X	3.050	=	16.562
H			8.000	X	5.300	=	42.400
TOTAL AREA						=	139.852

OWNER'S SIGN

For Logix Infra Developers Pvt. Ltd.

Authorised Signatory

ARCHITECT'S SIGN

VISHAL SHARMA ARCHITECT CA-98/23261 9310164866 NEW DELHI

Map for proposed Building ... Lawns. Submitted for approval ...

Architect

KEY PLAN

SUBMISSION DRAWING

CLIENT

M/S LOGIX INFRADEVELOPERS PVT.LTD.

PROJECT

PROPOSED SPORTS CITY NEOWORLD FOR M/S LOGIX INFRADEVELOPERS PVT.LTD. AT PLOT NO: SC - 01/B ,SECTOR -150, NOIDA, UP.

DATE	PROJECT IN CHARGE	DRAWN BY
SCALE 1:250	DEALT BY ABDHESH JHA	APPROVED BY VISHAL SHARMA

DRAWING TITLE

TERRACE FLOOR PLAN

COMMERCIAL

NORTH POINT

This drawing is a "COPYRIGHT" contents of this drawing or part thereof may not be used or reproduced without the permission of the Architect

ARCHITECTS

Confluence

B- 421,NEW FRIENDS COLONY,N.D-65 INDIA
Ph- +91-11-41130600
Ph- +91-11-45564768
info@inconfluence.com
www.inconfluence.com
Member of IGBC
ISO - 9001 : 2000
architecture urban design hospitality interiors

DRAWING NO. S-35

REV SIGN RC

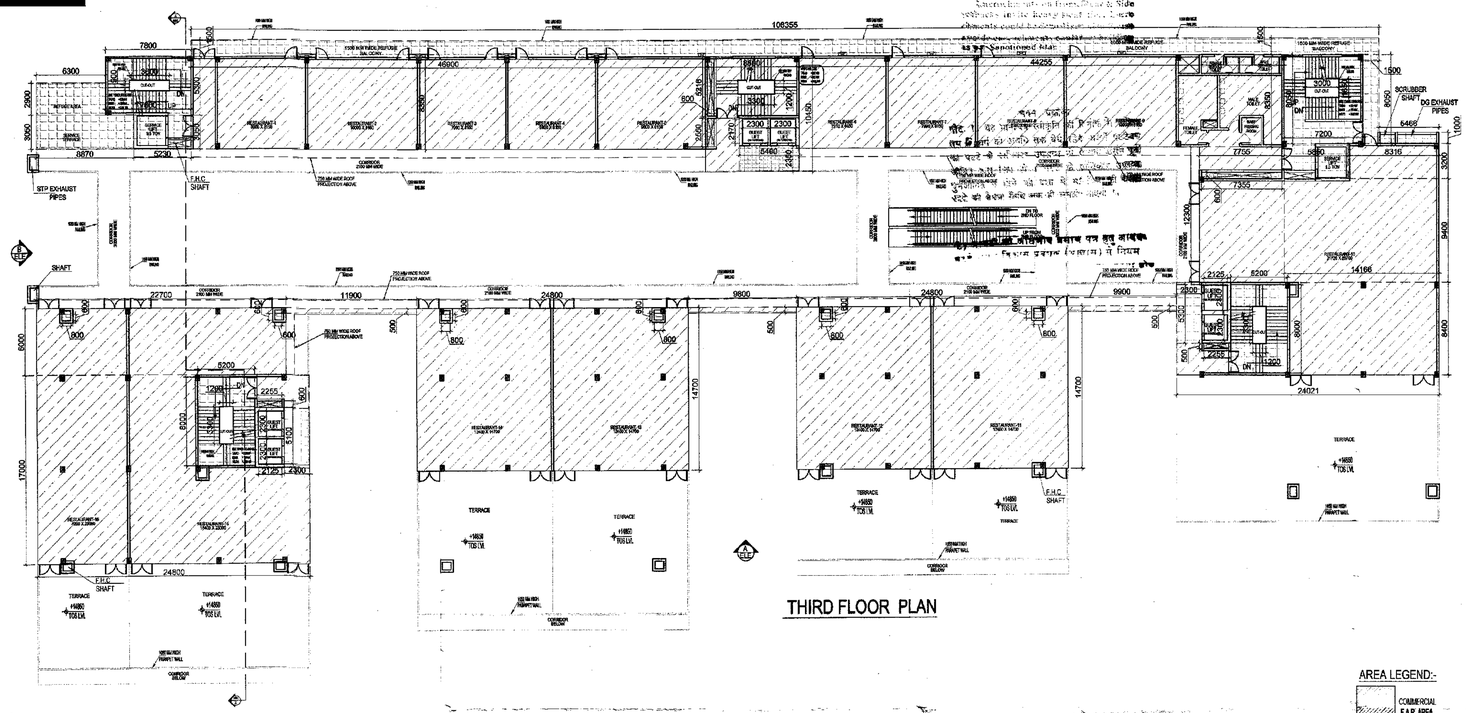

THIRD FLOOR PLAN

AREA LEGEND:-

- COMMERCIAL F.A.R AREA
- 15% SERVICES AREA
- NON F.A.R AREA

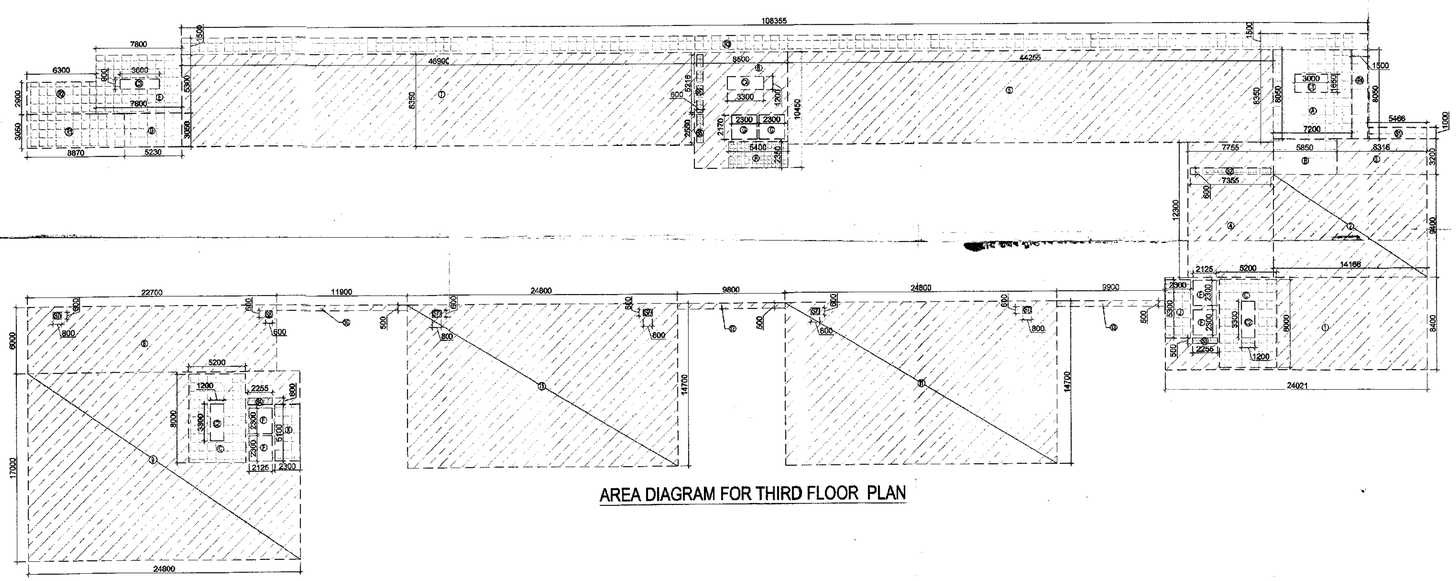

AREA DIAGRAM FOR THIRD FLOOR PLAN

F.A.R. AREA CALCULATION FOR THIRD FLOOR							
S.NO.	PARTICULARS						AREA (SQMT)
1			24.021	X	8.400	=	201.776
2			14.166	X	9.400	=	133.160
3			8.316	X	3.200	=	26.611
4			7.755	X	12.300	=	95.387
5			44.255	X	8.350	=	369.529
6			8.500	X	10.450	=	88.825
7			46.900	X	8.350	=	391.615
8			22.700	X	6.000	=	136.200
9			24.800	X	17.000	=	421.600
10			11.900	X	0.500	=	5.950
11	2	X	24.800	X	14.700	=	729.120
12			9.800	X	0.500	=	4.900
13			9.900	X	0.500	=	4.950
TOTAL AREA (A)						=	2609.624
Subtraction							
C	2	X	5.200	X	8.000	=	83.200
F	4	X	2.125	X	2.300	=	19.550
G	2	X	2.300	X	2.170	=	9.982
H			5.400	X	2.350	=	12.690
J			2.300	X	5.300	=	12.190
K			2.300	X	5.100	=	11.730
S2			7.355	X	0.600	=	4.413
S3			2.255	X	0.500	=	1.128
S4			2.255	X	0.600	=	1.353
S5			0.600	X	2.550	=	1.530
S6			0.600	X	5.216	=	3.130
S7	5	X	0.800	X	0.600	=	2.400
S8			0.600	X	0.600	=	0.360
C4			3.300	X	1.200	=	3.960
TOTAL AREA (B)						=	167.615
TOTAL F. A. R AREA (C) = A - B						=	2442.009

AREA CALCULATION TOWARDS 15% SERVICES F.A.R							
S.NO.	PARTICULARS						AREA (SQMT)
FIRE STAIRECASE AREA							
A			7.200	X	8.050	=	57.960
B			5.850	X	3.200	=	18.720
C	2	X	5.200	X	8.000	=	83.200
D			5.230	X	3.050	=	15.952
E			7.800	X	5.300	=	41.340
LIFT LOBBY							
H			5.400	X	2.350	=	12.690
J			2.300	X	5.300	=	12.190
K			2.300	X	5.100	=	11.730
REFUGE AREA							
R1			8.870	X	3.050	=	27.054
R2			6.300	X	2.900	=	18.270
R3			108.355	X	1.500	=	162.533
R4			1.500	X	8.050	=	12.075
SHAFT							
S1			5.466	X	1.000	=	5.466
S2			7.355	X	0.600	=	4.413
S3			2.255	X	0.500	=	1.128
S4			2.255	X	0.600	=	1.353
S5			0.600	X	2.550	=	1.530
S6			0.600	X	5.216	=	3.130
S7	5	X	0.800	X	0.600	=	2.400
S8			0.600	X	0.600	=	0.360
TOTAL AREA (A)							493.492
Subtraction							
C1			3.000	X	1.650	=	4.950
C2	2	X	1.200	X	3.300	=	7.920
C3			3.600	X	0.900	=	3.240
TOTAL AREA (B)						=	16.110
TOTAL F. A. R AREA (C) = A - B						=	477.382

OWNER'S SIGN

For Logix Infra Developers Pvt. Ltd.

Authorised Signatory

ARCHITECT'S SIGN

VISHAL SHARMA ARCHITECT CA/98/33061 IND/31010164866 NEW DELHI

Map for proposed Building plans per Bye Laws. Submitted for approval please.

Assistant Architect

KEY PLAN

SUBMISSION DRAWING

CLIENT

M/S LOGIX INFRADEVELOPERS PVT.LTD.

PROJECT

PROPOSED SPORTS CITY NEOWORLD FOR M/S LOGIX INFRADEVELOPERS PVT.LTD. AT PLOT NO: SC - 01/B ,SECTOR -150, NOIDA, UP.

DATE	PROJECT NUMBER	DRAWN BY
SCALE 1:250	DSN BY ABHIDESH JHA	APPROVED BY VISHAL SHARMA

DRAWING TITLE

THIRD FLOOR PLAN

COMMERCIAL

NORTH POINT

This drawing is a "COPYRIGHT" contents of this drawing or part thereof may not be used or reproduced without the permission of the Architect

ARCHITECTS

Confluence

D-421,NEW FRIENDS COLONY,N.D-65 INDIA
Ph: +91-11-41139600 Ph: +91-11-40954768
conf@confluence.com www.confluence.com
Member of IGBC ISO - 9001 : 2000
architecture urban design hospitality interiors

DRAWING NO. S-34

REVISION R0

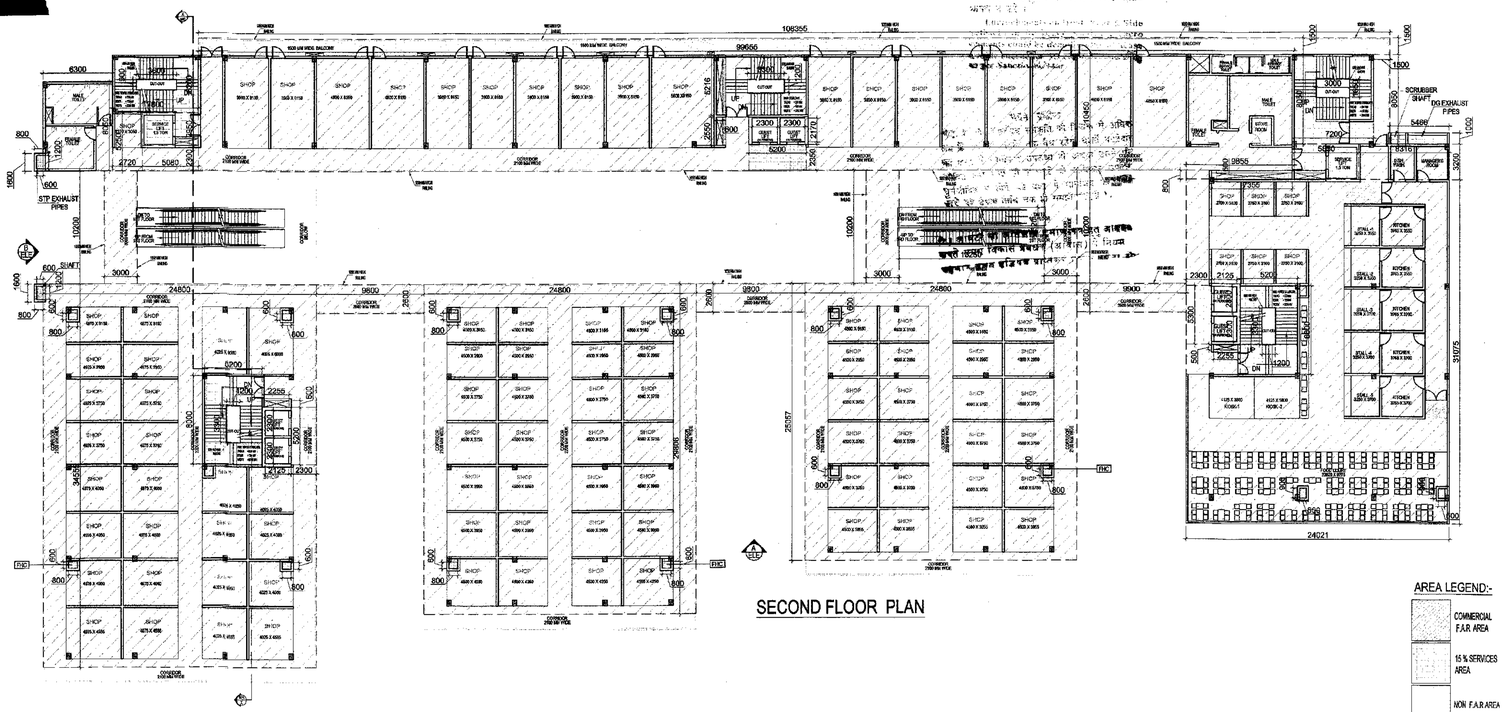

SECOND FLOOR PLAN

AREA LEGEND:-

- COMMERCIAL F.A.R AREA
- 15 % SERVICES AREA
- NON F.A.R AREA

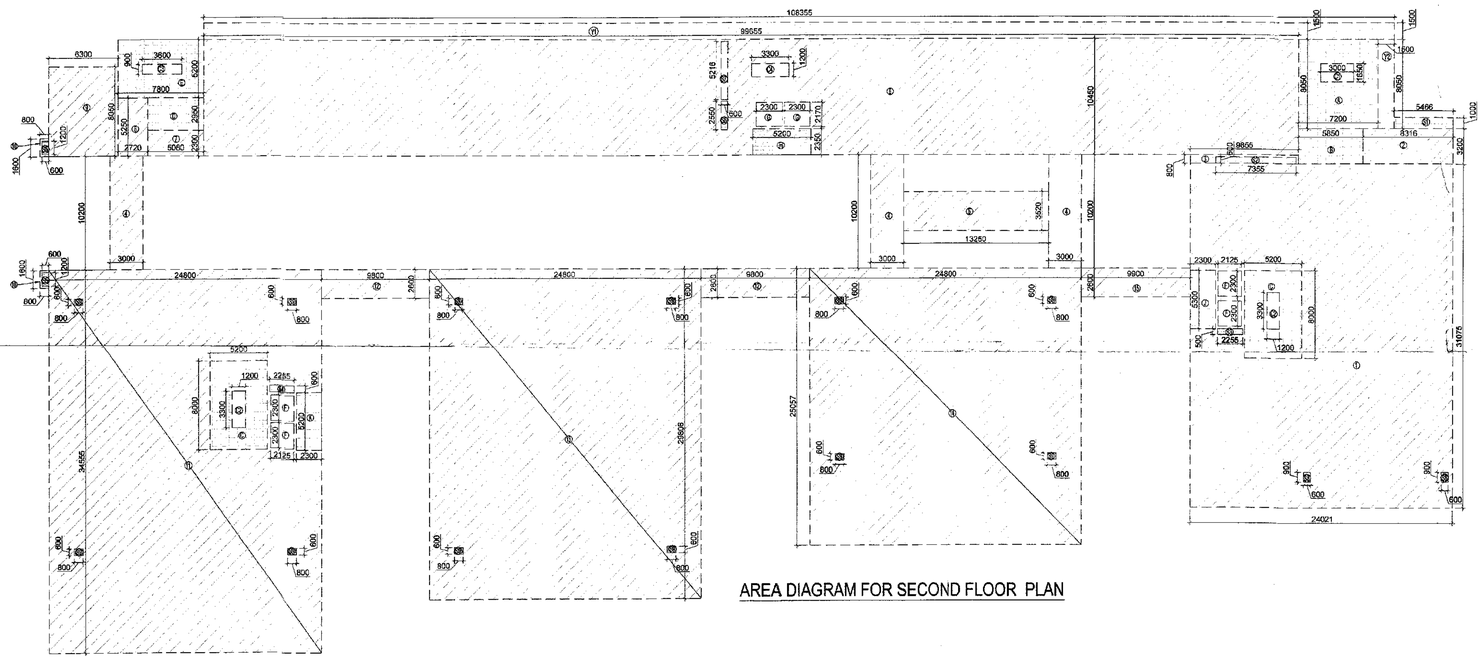

AREA DIAGRAM FOR SECOND FLOOR PLAN

F.A.R. AREA CALCULATION FOR SECOND FLOOR							
S.NO.	PARTICULARS						AREA (SQMT)
1			24.021	X	31.075	=	746.453
2			8.316	X	3.200	=	26.611
3			9.855	X	0.800	=	7.884
4	3	X	3.000	X	10.200	=	91.800
5			13.250	X	3.520	=	46.640
6			99.655	X	10.450	=	1041.395
7			5.080	X	2.300	=	11.684
8			2.720	X	5.250	=	14.280
9			6.300	X	8.050	=	50.715
10	2	X	0.800	X	1.600	=	2.560
11			24.800	X	34.555	=	856.964
12	2	X	9.800	X	2.600	=	50.960
13			24.800	X	29.806	=	739.189
14			24.800	X	25.057	=	621.414
15			9.900	X	2.600	=	25.740
TOTAL AREA (A)						=	4334.288
Subtraction							
C	2	X	5.200	X	8.000	=	83.200
F	4	X	2.125	X	2.300	=	19.550
G	2	X	2.300	X	2.170	=	9.982
H			5.200	X	2.350	=	12.220
J			2.300	X	5.300	=	12.190
K			2.300	X	5.200	=	11.960
S2			7.355	X	0.600	=	4.413
S3			2.255	X	0.500	=	1.128
S4			2.255	X	0.600	=	1.353
S5	2	X	0.600	X	1.200	=	1.440
S6			0.600	X	2.550	=	1.530
S7			0.600	X	5.216	=	3.130
S8	2	X	0.600	X	0.900	=	1.080
S9	12	X	0.600	X	0.600	=	5.760
C4			3.300	X	1.200	=	3.960
TOTAL AREA (B)						=	172.895
TOTAL F. A. R AREA (C) = A - B						=	4161.393

AREA CALCULATION TOWARDS 15% SERVICES F.A.R							
S.NO.	PARTICULARS						AREA (SQMT)
FIRE STAIRECASE AREA							
A			7.200	X	8.050	=	57.960
B			5.850	X	3.200	=	18.720
C	2	X	5.200	X	8.000	=	83.200
D			5.080	X	2.950	=	14.986
E			7.800	X	5.200	=	40.560
LIFT LOBBY							
H			5.200	X	2.350	=	12.220
J			2.300	X	5.300	=	12.190
K			2.300	X	5.200	=	11.960
SHAFT							
S1			5.486	X	1.000	=	5.486
S2			7.355	X	0.600	=	4.413
S3			2.255	X	0.500	=	1.128
S4			2.255	X	0.600	=	1.353
S5	2	X	0.600	X	1.200	=	1.440
S6			0.600	X	2.550	=	1.530
S7			0.600	X	5.216	=	3.130
S8	2	X	0.600	X	0.900	=	1.080
S9	12	X	0.800	X	0.800	=	5.760
TOTAL AREA (A)							277.095
Subtraction							
C1			3.000	X	1.650	=	4.950
C2	2	X	1.200	X	3.300	=	7.920
C3			3.600	X	0.900	=	3.240
TOTAL AREA (B)						=	16.110
TOTAL F. A. R AREA (C) = A - B						=	260.985

NON F.A.R AREA OF BALCONY							
Y1			108.355	X	1.500	=	162.533
Y2			1.500	X	8.050	=	12.075
TOTAL AREA (D)						=	174.608

OWNER'S SIGN

For Logix Infra Developers Pvt. Ltd.

Authorised Signatory

ARCHITECT'S SIGN

VISHAL SHARMA ARCHITECT CA-98/23981 (B)10164886 NEW DELHI

KEY PLAN

SUBMISSION DRAWING

M/S LOGIX INFRADEVELOPERS PVT. LTD.

PROPOSED SPORTS CITY NEOWORLD FOR
M/S LOGIX INFRADEVELOPERS PVT.LTD.
AT PLOT NO: SC - 01/B ,SECTOR -150, NOIDA, UP.

DATE	DRAWN BY	APPROVED BY
1:250	ABDHESH JHA	VISHAL SHARMA

DRAWING TITLE

SECOND FLOOR PLAN

COMMERCIAL

NORTH POINT

This drawing is the copyright of Confluence. No part of this drawing or part thereof may not be used or reproduced without the permission of the Architect

ARCHITECTS

Confluence

E- 421,NEW FRIENDS COLONY,N.D-65 INDIA
Ph +91-11-46103003
Ph +91-11-40504192
cnc@confluence.com
www.confluence.com
Member of IGBC
ISO - 9001 : 2000
architecture
urban design
hospitality
interiors

DRAWING NO.

S-33

REVISION

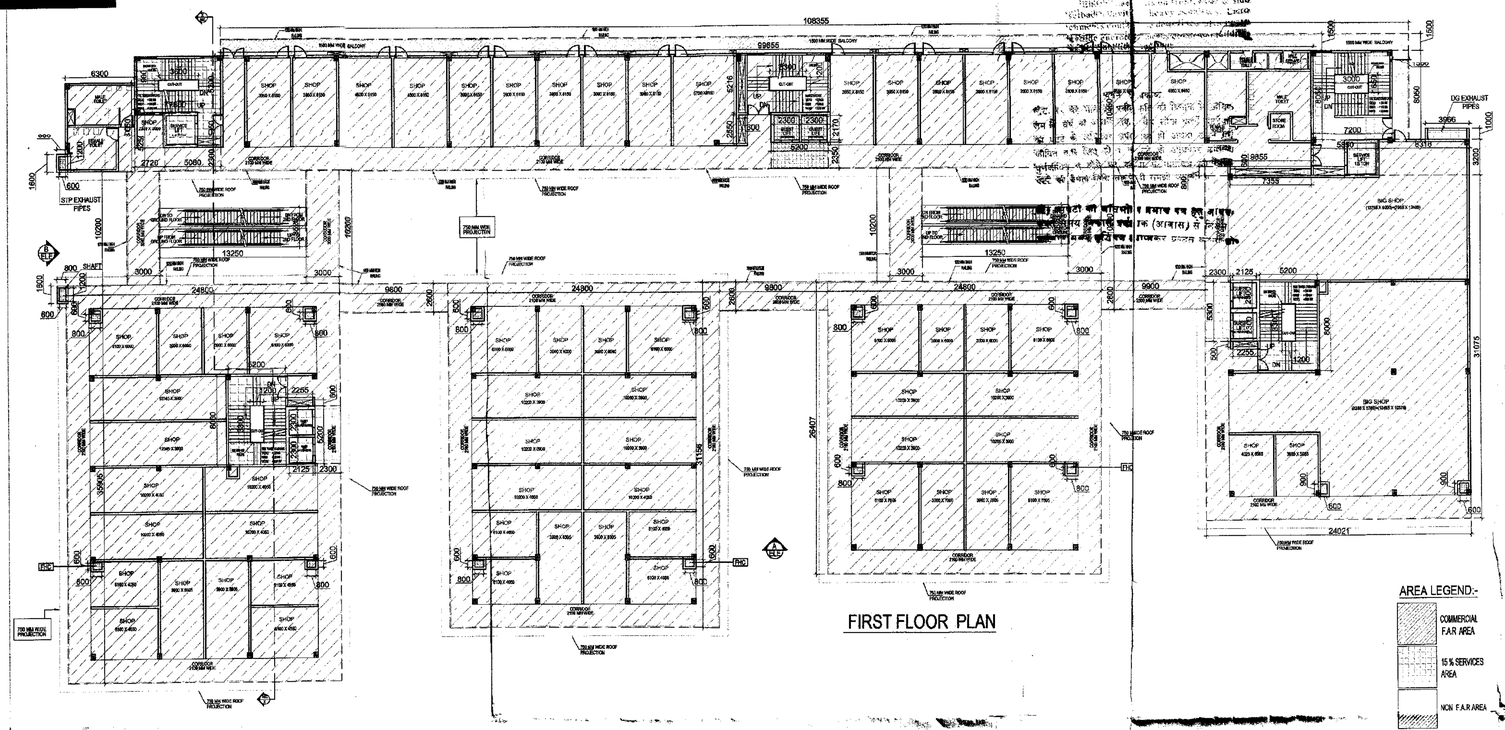

FIRST FLOOR PLAN

AREA LEGEND:-

- COMMERCIAL F.A.R AREA
- 15 % SERVICES AREA
- NON F.A.R AREA

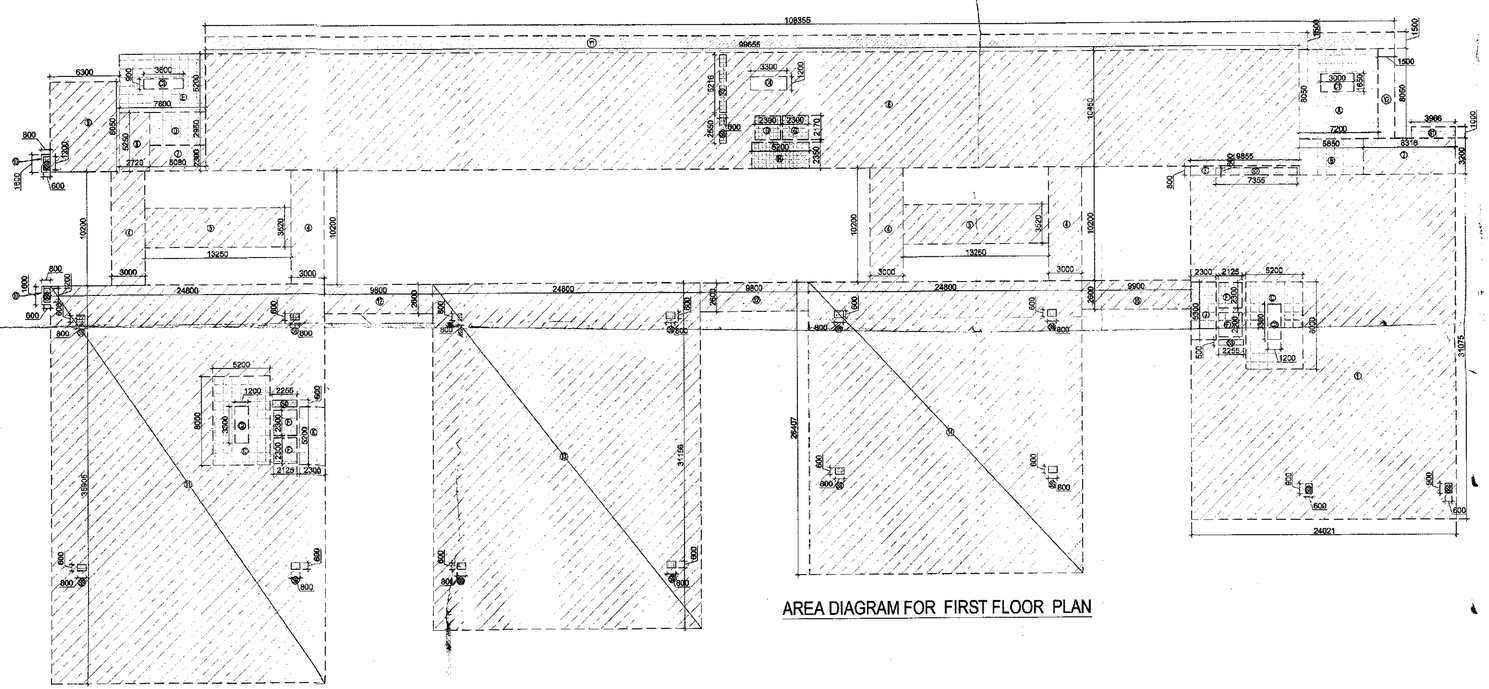

AREA DIAGRAM FOR FIRST FLOOR PLAN

F.A.R. AREA CALCULATION FOR FIRST FLOOR

S.NO.			PARTICULARS				AREA (SQMT)
1			24.021	X	31.075	=	746.453
2			8.316	X	3.200	=	26.611
3			9.855	X	0.800	=	7.884
4	4	X	3.000	X	10.200	=	122.400
5	2	X	13.250	X	3.520	=	93.280
6			99.655	X	10.450	=	1041.395
7			5.080	X	2.300	=	11.684
8			2.720	X	5.250	=	14.280
9			6.300	X	8.050	=	50.715
10	2	X	0.800	X	1.600	=	2.560
11			24.800	X	35.905	=	890.444
12	2	X	9.800	X	2.600	=	50.960
13			24.800	X	31.156	=	772.669
14			24.800	X	26.407	=	654.894
15			9.900	X	2.600	=	25.740
TOTAL AREA (A)						=	4511.968
Subtraction							
C	2	X	5.200	X	8.000	=	83.200
F	4	X	2.125	X	2.300	=	19.550
G	2	X	2.300	X	2.170	=	9.982
H			5.200	X	2.350	=	12.220
J			2.300	X	5.300	=	12.190
K			2.300	X	5.200	=	11.960
S2			7.355	X	0.600	=	4.413
S3			2.255	X	0.500	=	1.128
S4			2.255	X	0.600	=	1.353
S5	2	X	0.600	X	1.200	=	1.440
S6			0.600	X	2.550	=	1.530
S7			0.600	X	5.216	=	3.130
S8	2	X	0.600	X	0.900	=	1.080
S9	12	X	0.800	X	0.600	=	5.760
C4			3.300	X	1.200	=	3.960
TOTAL AREA (B)						=	172.895
TOTAL F. A . R AREA (C) = A - B						=	4339.073

AREA CALCULATION TOWARDS 15% SERVICES F.A.R

S.NO.			PARTICULARS				AREA (SQMT)
FIRE STAIRECASE AREA							
A			7.200	X	8.050	=	57.960
B			5.850	X	3.200	=	18.720
C	2	X	5.200	X	8.000	=	83.200
D			5.080	X	2.950	=	14.986
E			7.800	X	5.200	=	40.560
LIFT WELL							
F	4	X	2.125	X	2.300	=	19.550
G	2	X	2.300	X	2.170	=	9.982
LIFT LOBBY							
H			5.200	X	2.350	=	12.220
J			2.300	X	5.300	=	12.190
K			2.300	X	5.200	=	11.960
SHAFT							
S1			3.966	X	1.000	=	3.966
S2			7.355	X	0.600	=	4.413
S3			2.255	X	0.500	=	1.128
S4			2.255	X	0.600	=	1.353
S5	2	X	0.600	X	1.200	=	1.440
S6			0.600	X	2.550	=	1.530
S7			0.600	X	5.216	=	3.130
S8	2	X	0.600	X	0.900	=	1.080
S9	12	X	0.800	X	0.600	=	5.760
TOTAL AREA (A)							305.127
Subtraction							
C1			3.000	X	1.650	=	4.950
C2	2	X	1.200	X	3.300	=	7.920
C3			3.600	X	0.900	=	3.240
TOTAL AREA (B)						=	16.110
TOTAL F. A . R AREA (C) = A - B						=	289.017

NON F.A.R AREA OF BALCONY

Y1			108.355	X	1.500	=	162.533
Y2			1.500	X	8.050	=	12.075
TOTAL AREA (D)						=	174.608

OWNER'S SIGN

For Logix Infra Developers Pvt. Ltd.

Authorised Signatory

ARCHITECT'S SIGN

VISHAL SHARMA ARCHITECT CA-98/23021 9310181886 NEW DELHI

Map for proposed Building is as per Bye Laws. Submitted for approval please.

Asstt.Arch. Architect

KEY PLAN

SUBMISSION DRAWING

CLIENT

M/S LOGIX INFRADEVELOPERS PVT.LTD.

PROJECT

PROPOSED SPORTS CITY NEOWORLD FOR M/S LOGIX INFRADEVELOPERS PVT.LTD. AT PLOT NO: SC - 01/B ,SECTOR -150, NOIDA, UP.

DATE	PROJECT NUMBER	DRAWN BY
	[illegible]	[illegible]
SCALE	DRAWN BY	APPROVED BY
1:250	ABDHESH JHA	VISHAL SHARMA

DRAWING TITLE

FIRST FLOOR PLAN

COMMERCIAL

NORTH POINT

This drawing is a "COPYRIGHT" contents of this drawing or part thereof may not be used or reproduced without the permission of the Architect

ARCHITECTS

Confluence

B- 421,NEW FRIENDS COLONY,N.D-65 INDIA
Ph +91-11-40730000
Ph.:+91-11-40564766
confl@confluence.com
www.confluence.com
Member of IGBC
ISO - 9001 : 2000
architecture urban design hospitality interiors

DRAWING NO. S-32

REVISION R0

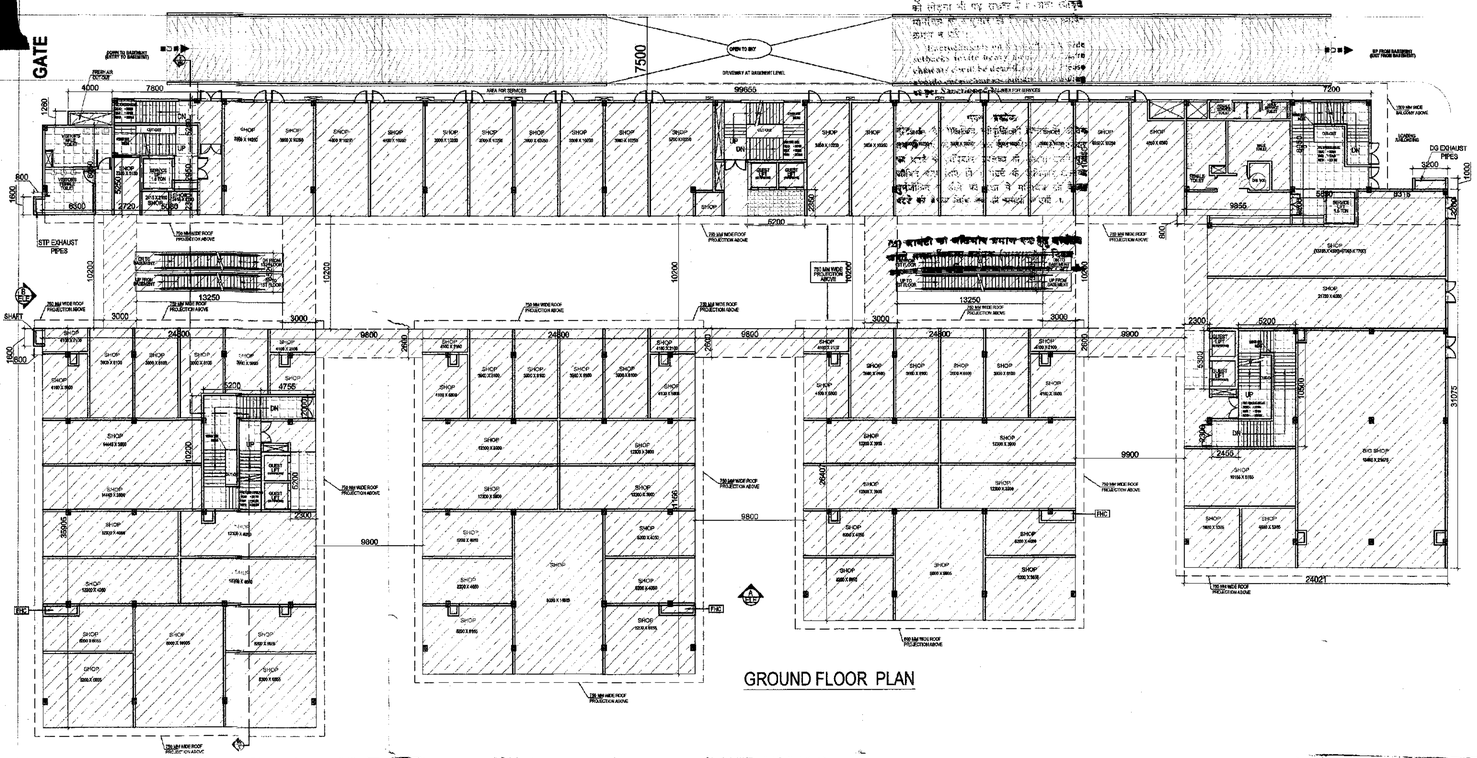

GROUND FLOOR PLAN

F.A.R. AREA CALCULATION FOR GROUND FLOOR							
1			24.021	X	31.075	=	746.453
2			8.316	X	3.200	=	26.611
3			3.200	X	1.000	=	3.200
4			9.855	X	0.800	=	7.884
5			99.855	X	10.450	=	1041.395
6			5.080	X	2.300	=	11.684
7			2.720	X	5.250	=	14.280
8	2	X	0.800	X	1.600	=	2.560
9	4	X	3.000	X	10.200	=	122.400
10	2	X	13.250	X	3.520	=	93.280
11			24.800	X	35.905	=	890.444
12	2	X	9.800	X	2.600	=	50.960
13			24.800	X	31.156	=	772.669
14			24.800	X	26.407	=	654.894
15			9.900	X	2.600	=	25.740
16			4.000	X	1.260	=	5.040
TOTAL AREA (A)						=	4489.493
Subtraction							
C			5.200	X	10.500	=	54.600
D			2.455	X	2.300	=	5.647
E			5.200	X	10.200	=	53.040
F			4.755	X	2.000	=	9.510
J			5.200	X	2.350	=	12.220
K			2.300	X	5.300	=	12.190
L			2.300	X	5.200	=	11.960
TOTAL AREA (B)						=	159.167
TOTAL AREA = C (A - B)						=	4310.326

AREA CALCULATION TOWARDS 15% SERVICES F.A.R							
S.NO.	PARTICULARS						AREA (SQMT)
FIRE STAIRECASE AREA							
A			7.200	X	8.050	=	57.960
B			5.850	X	3.200	=	18.720
C			5.200	X	10.500	=	54.600
D			2.455	X	2.300	=	5.647
E			5.200	X	10.200	=	53.040
F			4.755	X	2.000	=	9.510
G			5.080	X	2.950	=	14.986
H			7.800	X	5.200	=	40.560
LIFT LOBBY							
J			5.200	X	2.350	=	12.220
K			2.300	X	5.300	=	12.190
L			2.300	X	5.200	=	11.960
VISITOR'S TOILET							
M			6.300	X	8.050	=	50.715
TOTAL AREA (A)							342.108

TOTAL GROUND COVERAGE AREA		
S.NO.		AREA (SQMT)
F.A.R AREA GROUND FLOOR	=	4310.326
15 % SERVICES AREA GROUND FLOOR		342.108
TOTAL COVERAGE AREA	=	4652.434

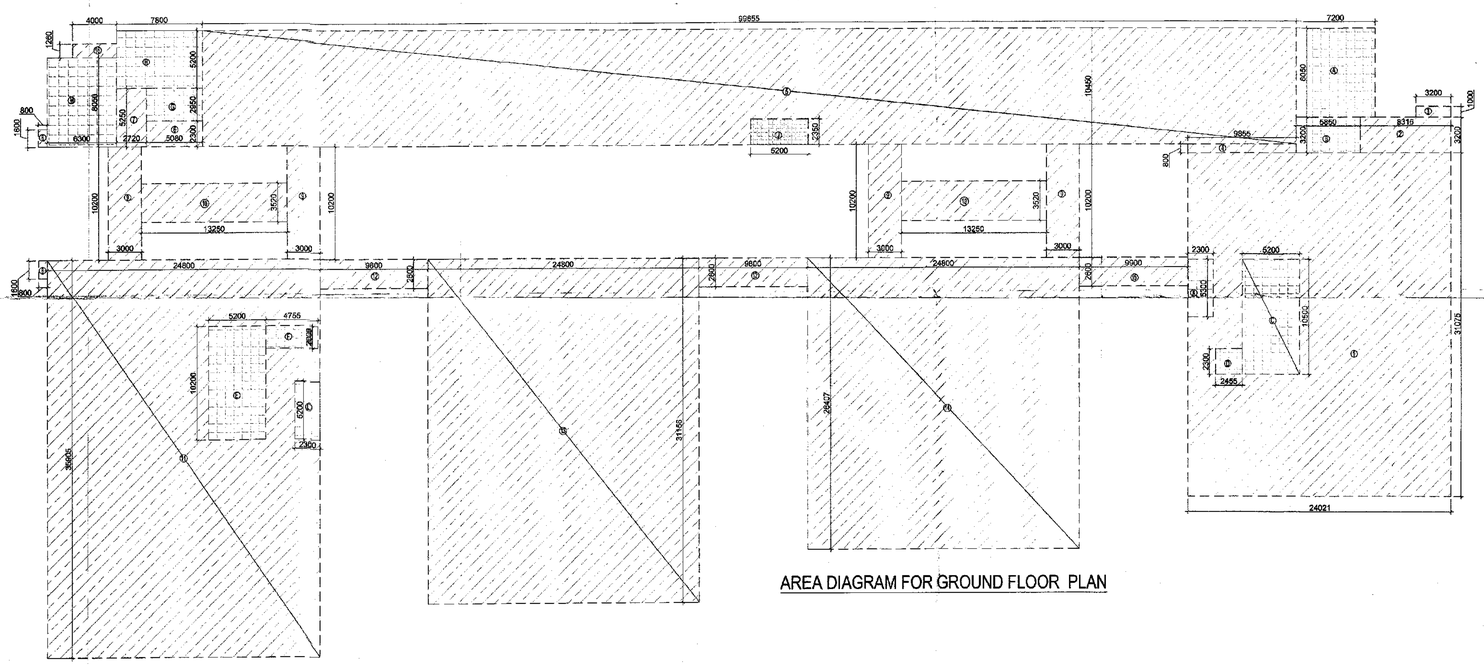

AREA DIAGRAM FOR GROUND FLOOR PLAN

AREA LEGEND:-

COMMERCIAL F.A.R. AREA

15 % SERVICES AREA

OWNER'S SIGN

For Logix Infra Developers Pvt. Ltd.

Authorised Signatory

ARCHITECT'S SIGN

VISHAL SHARMA CA-69/23261 9310184866 NEW DELHI

नक्शा प्रस्तुत, नोएडा

अभ्यर्थी

नियम-प्रावधानों, आवेदन एवं पंजीयन की शर्तों को पूर्णतया पालन करने का संकल्प।

हस्ताक्षर

पत्र संख्या: MV-1434/1163 दिनांक: 3-7-2020

(नक्शा प्रस्तुतकर्ता)

Map for proposed Building is as per Bye Laws. Submitted for approval please.

Asstt. Arch. Architect

KEY PLAN

SUBMISSION DRAWING

CLIENT

M/S LOGIX INFRADEVELOPERS PVT.LTD.

PROJECT

PROPOSED SPORTS CITY NECWORLD FOR M/S LOGIX INFRADEVELOPERS PVT.LTD. AT PLOT NO: SC - 01/B ,SECTOR -150, NOIDA, UP.

DATE	PROJECT INCHARGE	CHECKED BY
DRAWN BY	BA RAJ SINGH	CHECKED BY
SCALE 1:250	DEALT BY ABDHESH JHA	APPROVED BY VISHAL SHARMA

DRAWING TITLE

GROUND FLOOR PLAN

COMMERCIAL

NORTH POINT

This drawing is a "COPYRIGHT" contents of this drawing or part thereof may not be used or reproduced without the permission of the Architect

ARCHITECTS

Confluence

B-121,NEW FRIENDS COLONY,N.D-65 INDIA
Ph.-+91-11-41133669 Ph.-+91-11-40564788
conf@inconfluence.com www.inconfluence.com
Member of IGBC ISO - 9001 : 2008
architecture urban design hospitality interiors

DRAWING NO. S-31

REVISION R0

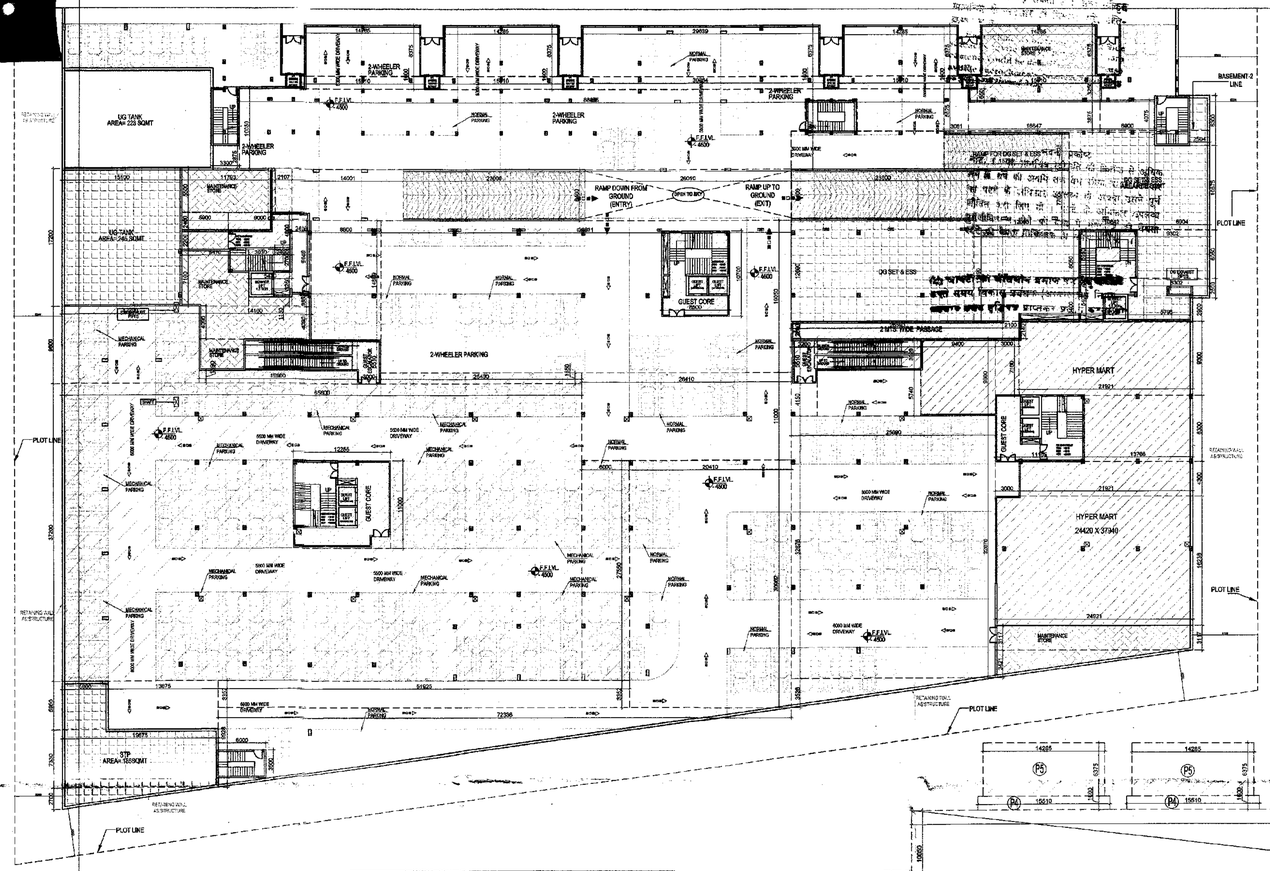

F.A.R.AREA CALCULATION FOR BASEMENT -1 PLAN

S.NO.	PARTICULARS					AREA (SQMT)
1		24.921	X	16.238	=	404.667
2		21.921	X	4.300	=	94.250
3		13.768	X	8.300	=	114.258
4		21.921	X	9.300	=	203.865
5		3.000	X	7.160	=	21.480
6		9.400	X	9.660	=	90.804
7		13.090	X	3.920	=	51.313
8		3.200	X	5.510	=	17.632
TOTAL AREA (A)					=	998.279

TOTAL BASEMENT -1 AREA CALCULATION

F.A.R IN BASEMENT -1 (A)	=	998.279
15 % SERVICES AREA IN BASEMENT -1 (B)	=	1284.122
AREA OF NORMAL PARKING IN BASEMENT -1 (C)	=	5422.094
AREA OF RAMP IN BASEMENT -1 (D)	=	366.239
NON F.A.R AREA IN BASEMENT -1 (E)	=	670.478
STORE AREA IN BASEMENT -1 (F)	=	499.838
AREA OF MECHANICAL PARKING IN BASEMENT -1 (G)	=	2702.826
TOTAL BASEMENT -1 AREA (A+B+C+D+E +F+G)	=	11943.877

AREA CALCULATION TOWARDS 15% SERVICES AREA

S.NO.	PARTICULARS					AREA (SQMT)
AREA OF DG SET & ESS ROOM						
F1		6.166	X	2.900	=	17.881
F2		8.302	X	2.500	=	20.755
F3		9.302	X	6.050	=	56.277
F4		6.904	X	10.575	=	73.010
F5		2.504	X	6.300	=	15.775
F6		10.842	X	12.225	=	132.543
F7		12.000	X	7.700	=	92.400
F8		9.655	X	8.050	=	77.723
F9		3.586	X	11.390	=	40.879
F10		23.000	X	12.690	=	291.970
AREA OF S.T.P						
F11	0.5 X	19.675	X	2.700	=	26.561
F12		19.675	X	7.330	=	144.218
F13		6.800	X	5.950	=	34.510
AREA OF UNDER GROUND WATER TANK & PUMP ROOM						
F14		15.100	X	17.200	=	259.720
TOTAL AREA (B)					=	1284.122

TOTAL BASEMENT -1 AREA	=	11943.877	SQMT
Subtraction			
15 % SERVICES AREA	=	1284.122	SQMT
F.A.R AREA	=	998.279	SQMT
TOTAL AREA	=	2282.402	SQMT
TOTAL BASEMENT -1 NON F.A.R AREA	=	9661.475	SQMT

AREA LEGEND:-

- BASEMENT PARKING AREA
- COMMERCIAL F.A.R AREA
- 15% SERVICES AREA
- NON F.A.R AREA
- STORE AREA NON FAR AREA
- MECHANICAL CAR PARKING

COMMERCIAL PARKING DETAIL :-

(1.)TOTAL REQUIRED PARKING = 1ECS PER 50 SQM OF PER. F.A.R AREA
= 16389.370/ 50 = 327.787 (SAY) = 328 ECS PARKING

TOTAL PARKING REQUIRED PARKING = 328 PARKING

PROPOSED PARKING:-
(2) NORMAL PARKING AREA CALCULATION IN BASEMENT - 1 PLAN

PARKING AREA IN BASEMENT -1 PLAN
PROPOSED CAR PARKING = 5422.094 / 30 SQMT = 180.736 = 180 (SAY) ECS

(3) MECHANICAL PARKING AREA CALCULATION IN BASEMENT -1 PLAN

PROPOSED CAR PARKING = 2702.826 / 18 SQMT = 150.157 = 150 (SAY) ECS

TOTAL PARKING PROPOSED = (2) + (3) 180 + 150 = 330 CARS

AREA CALCULATION IN NON F.A.R BASEMENT -1 PLAN

S.NO.	PARTICULARS					AREA (SQMT)
S1		6.000	X	3.500	=	21.000
S2		12.255	X	11.000	=	134.805
S3		3.000	X	5.510	=	16.530
S4		14.250	X	3.920	=	55.860
S5		5.430	X	3.250	=	17.648
S6		2.400	X	2.700	=	6.480
S7		8.000	X	4.600	=	36.800
S8		5.900	X	2.400	=	14.160
S9		8.500	X	10.700	=	90.950
S10		11.155	X	8.300	=	92.587
S11		26.590	X	2.200	=	58.498
S12		2.100	X	2.140	=	4.494
S13		9.655	X	3.400	=	32.827
S14		8.200	X	5.400	=	44.280
S15		7.200	X	6.050	=	43.560
TOTAL AREA (E)					=	670.478

STORE AREA CALCULATION FOR BASEMENT -1

S.NO.	PARTICULARS					AREA (SQMT)
Y1		14.285	X	6.375	=	91.057
Y2		15.510	X	3.250	=	50.408
Y3		1.137	X	1.650	=	1.876
Y4		11.793	X	5.500	=	64.862
Y5		5.900	X	2.200	=	12.980
Y6		8.470	X	7.100	=	60.137
Y7		3.030	X	2.700	=	8.181
Y8		2.400	X	1.650	=	3.960
Y9		5.430	X	1.150	=	6.245
Y10		14.100	X	4.090	=	57.669
Y11		5.650	X	3.920	=	22.148
Y12		24.921	X	3.117	=	77.679
Y13	0.5 X	24.921	X	3.421	=	42.827
TOTAL AREA (F)					=	499.838

COVERED AREA CALCULATION FOR BASEMENT(MECHANICAL PARKING)

S.NO.	PARTICULARS					AREA (SQMT)
M1		17.300	X	9.600	=	166.080
M2		19.900	X	1.590	=	31.641
M3		25.400	X	1.350	=	34.290
M4		65.600	X	37.200	=	2440.320
M5		6.000	X	27.550	=	165.300
TOTAL					=	2837.631
Subtraction						
S2		12.255	X	11.000	=	134.805
TOTAL						134.805
TOTAL AREA PARKING (G)					=	2702.826

COVERED AREA CALCULATION FOR BASEMENT - 1 (PARKING)

S.NO.	PARTICULARS					AREA (SQMT)
P1		6.900	X	4.075	=	28.118
P2		16.647	X	3.875	=	64.507
P3		3.081	X	5.525	=	17.023
P4	3 X	15.510	X	1.600	=	74.448
P5	3 X	14.285	X	6.375	=	273.201
P6		30.964	X	1.600	=	49.542
P7		29.639	X	6.375	=	188.949
P8		88.875	X	10.050	=	893.194
P9		26.010	X	6.400	=	166.464
P10		14.001	X	6.400	=	89.606
P11		3.300	X	2.875	=	9.488
P12		2.107	X	5.500	=	11.589
P13		2.400	X	9.149	=	21.958
P14		8.800	X	14.869	=	131.023
P15		51.811	X	19.050	=	987.000
P16		26.410	X	11.000	=	290.510
P17		3.200	X	4.150	=	13.280
P18		13.090	X	5.740	=	75.137
P19		3.000	X	4.300	=	12.900
P20		25.690	X	32.878	=	844.584
P21	0.5 X	25.690	X	3.528	=	45.291
P22		26.410	X	30.902	=	830.710
P23	0.5 X	72.336	X	9.926	=	358.078
P24		54.925	X	3.552	=	194.953
P24		13.875	X	5.950	=	82.556
TOTAL					=	5534.044
Subtraction						
S1		6.000	X	3.500	=	21.000
S9		8.500	X	10.700	=	90.950
TOTAL						111.950
TOTAL AREA PARKING (C)					=	5422.094

AREA OF RAMP IN BASEMENT -1

R1	2	X	21.000	X	6.400	=	294.400
R2			15.876	X	4.525	=	71.839
TOTAL AREA (D)						=	366.239

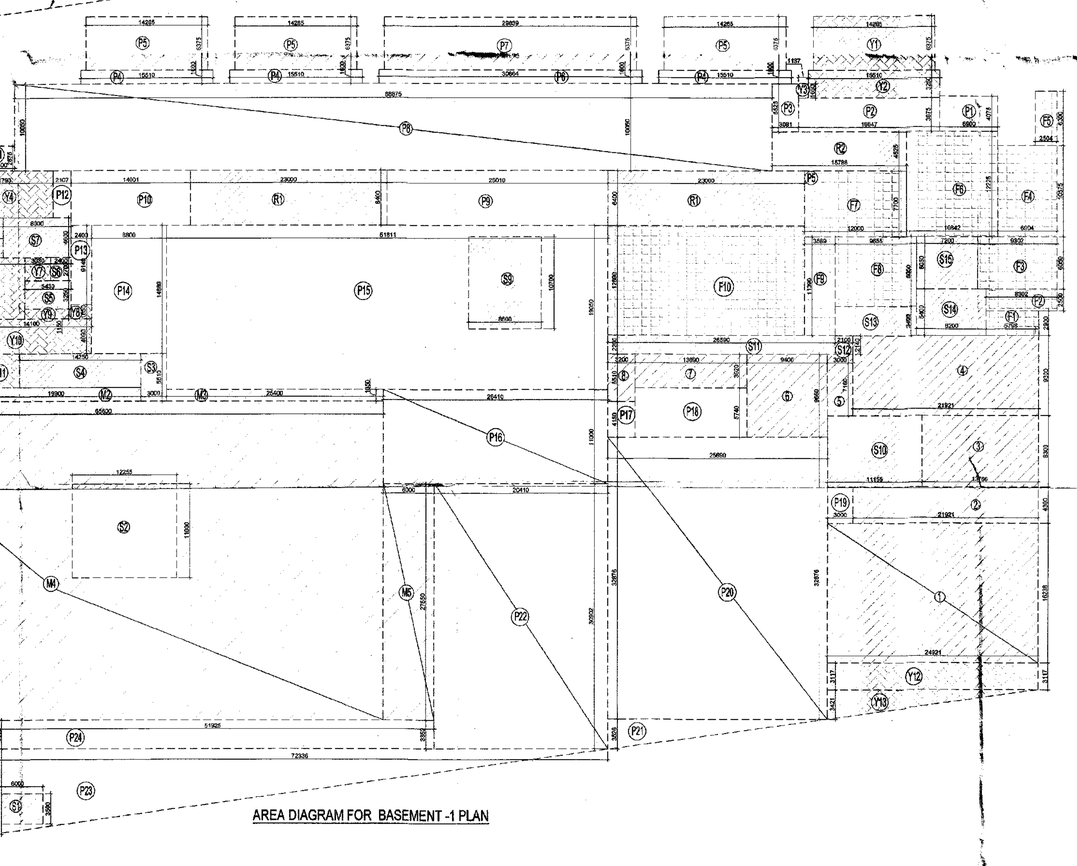

AREA DIAGRAM FOR BASEMENT -1 PLAN

OWNER'S SIGN

ARCHITECT'S SIGN

VISHAL SHARMA ARCHITECT CA-98/23261 E3101164656 NEW DELHI

Map for proposed Building plan as per Bye Laws. Submitted for approval purpose.

Asstt. Arch. Architect

KEY PLAN

SUBMISSION DRAWING

CLIENT
M/S LOGIX INFRADEVELOPERS PVT LTD.

PROJECT

PROPOSED SPORTS CITY NEOWORLD FOR
M/S LOGIX INFRADEVELOPERS PVT.LTD.
AT PLOT NO: SC - 01/B ,SECTOR -150, NOIDA, UP.

DATE	PROJECT INCHARGE	CHECKED BY
02-11-2020	BALRAJ SINGH	
SCALE	DEALT BY	APPROVED BY
1:300	ASHOKESH JHA	VISHAL SHARMA

DRAWING TITLE

BASEMENT -1 PLAN

COMMERCIAL

NORTH POINT

This drawing is a "COPYRIGHT" contents of this drawing or part thereof may not be used or reproduced without the permission of the Architect

ARCHITECTS

Confluence

B-421,KAMI FRIENDS COLONY,K.D-65 NOIDA
architecture urban design
Ph:+91-11-46550800 ccai@iconfluence.com
Ph:+91-11-46554786 www.iconfluence.com
hospitality
Member of IGBC ISO - 9001 : 2000
interiors

DRAWING NO. S-30

REVISION RC

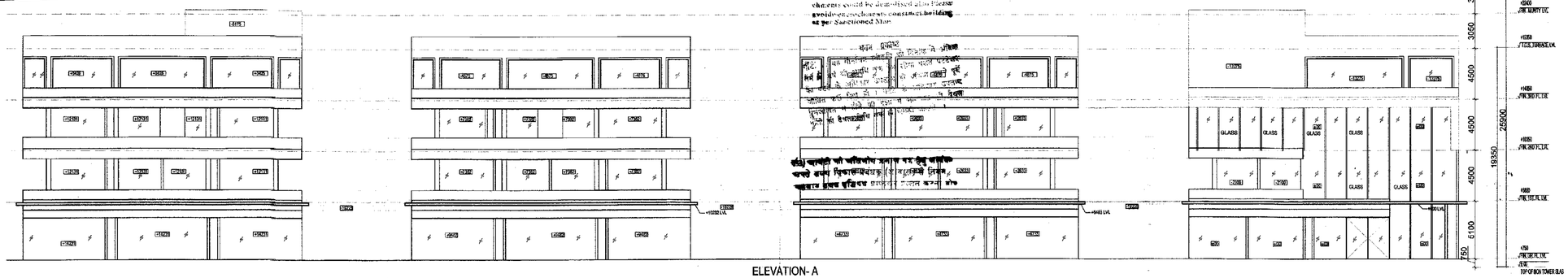

ELEVATION- A

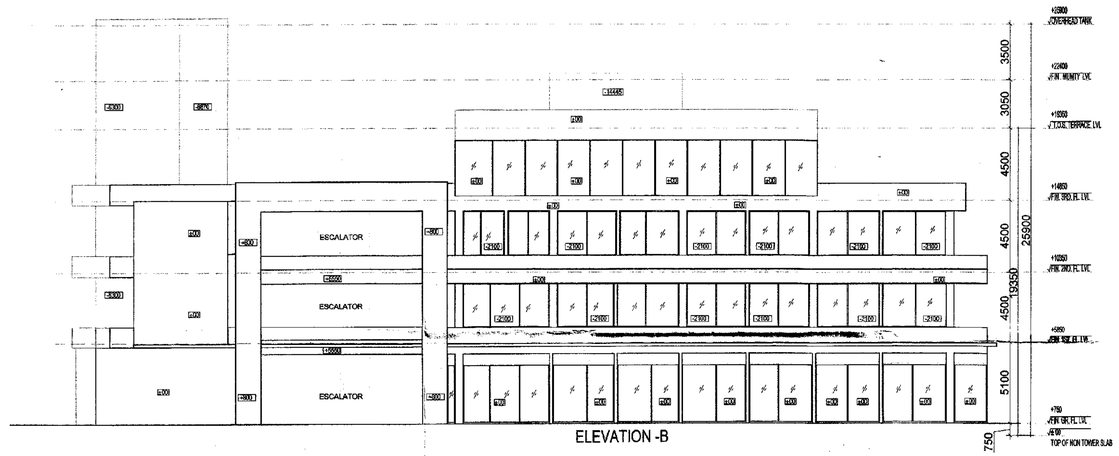

ELEVATION -B

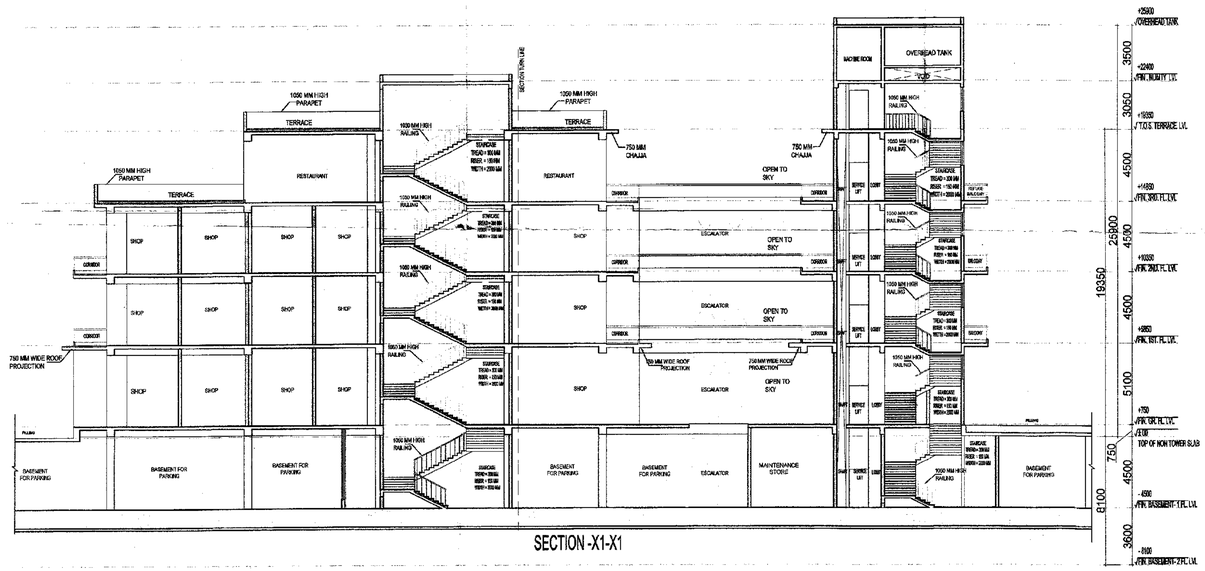

SECTION -X1-X1

OWNER'S SIGN

ARCHITECT'S SIGN

VISHAL SHARMA ARCHITECT CA-88223361 IA/101164886 NEW DELHI

Map for proposed Building is as per Bye Laws. Submitted for approval please.

Architect

KEY PLAN

SUBMISSION DRAWING

CLIENT

M/S LOGIX INFRADEVELOPERS PVT.LTD.

PROJECT

PROPOSED SPORTS CITY NEOWORLD FOR M/S LOGIX INFRADEVELOPERS PVT.LTD. AT PLOT NO: SC - 01/B ,SECTOR -150, NOIDA, UP.

DATE	PROJECT INCHARGE	DRAWN BY
27-11-2019	BALRAJ SINGH	BALRAJ SINGH
T.O	ARCHITECT	
	ARCHITESH JHA	VISHAL SHARMA

DRAWING TITLE

ELEVATION & SECTION

COMMERCIAL

NORTH POINT

This drawing is a "COPYRIGHT" contents of this drawing or part thereof may not be used or reproduced without the permission of the Architect

ARCHITECTS

Confluence

B-621,ADDY FRIENDS COLONY,N.D-65 INDIA
Ph.-+91-11-45530000 crea@confluence.com
Ph.-+91-11-45547788 www.confluence.com
Member of IGBC IBC - IGCI : 2000
architecture urban design hospitality interiors

DRAWING NO. S-36

REVISION R0