Yamuna Expressway Industrial Development Authority
APPROVED
Vide Letter No. 6610/D(BP)-07/233-21/17 Dated 05/06/17
Valid Upto 06/12/2021
Sr. Executive (Planning) — Dy. Manager (Plng. & Arch.)
Drawing Checked & Verified by
Manager (Planning)

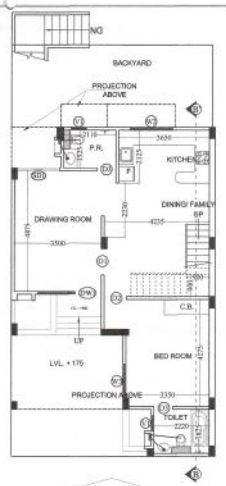

ELEVATION -- D

TYPE - B-15
GROUND FLOOR PLAN

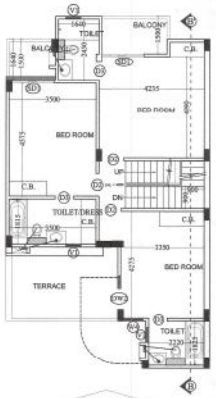

ELEVATION -- D

TYPE - B-15
FIRST FLOOR PLAN

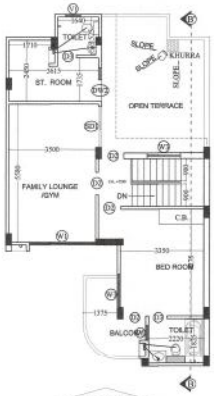

ELEVATION -- D

TYPE - B-15
SECOND FLOOR PLAN

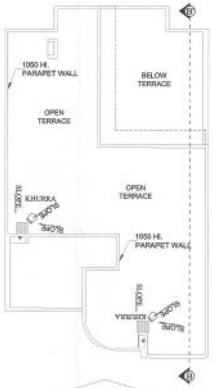

ELEVATION -- D

TYPE - B-15
TERRACE PLAN

TYPE - B-15
ELEVATION -- D

TYPE - B-15
SECTION -- B B'

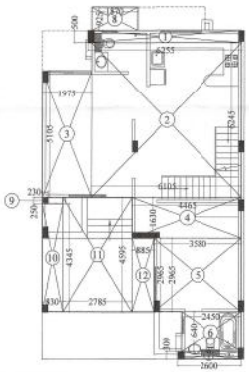

GROUND FLOOR
F.A.R. AREA DETAIL

S.No.	DIMENSION			AREA
1.	6.255 X	0.500	=	3.128 SQ.M
2.	6.105 X	6.245	=	38.126 SQ.M
3.	1.975 X	5.105	=	10.082 SQ.M
4.	4.465 X	1.630	=	7.278 SQ.M
5.	3.580 X	2.965	=	10.615 SQ.M
6.	2.450 X	1.640	=	4.018 SQ.M
7.	2.600 X	0.300	=	0.780 SQ.M
8.	1.870 X	0.925	=	1.730 SQ.M
9.	0.230 X	0.250	=	0.058 SQ.M
10.	0.830 X	4.345	=	3.606 SQ.M
11.	2.785 X	4.595	=	12.797 SQ.M
12.	0.885 X	2.965	=	2.624 SQ.M
		TOTAL	=	94.842 SQ.M
		SAY AS	=	94.84 SQ.M

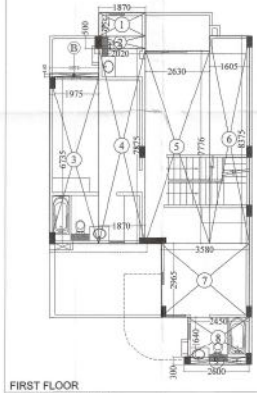

FIRST FLOOR
F.A.R. AREA DETAIL

S.No.	DIMENSION			AREA
1.	1.870 X	0.925	=	1.730 SQ.M
2.	2.020 X	0.500	=	1.010 SQ.M
3.	1.975 X	6.735	=	13.302 SQ.M
4.	1.870 X	7.875	=	14.726 SQ.M
5.	2.630 X	7.776	=	20.451 SQ.M
6.	1.605 X	8.375	=	13.442 SQ.M
7.	3.580 X	2.965	=	10.615 SQ.M
8.	2.450 X	1.640	=	4.018 SQ.M
9.	2.600 X	0.300	=	0.780 SQ.M
		TOTAL	=	80.074 SQ.M
		SAY AS	=	80.07 SQ.M

EXTRA BALCONY F.A.R. AREA DETAIL

1.	1.975 X	0.140	=	0.276 SQ.M
		TOTAL	=	0.276 SQ.M

EXTRA BALCONY F.A.R. AREA DETAIL OF 26% = 0.276 - 0.060
SAY AS = 0.07

TOTAL F.A.R. AREA = 80.07 + 0.07 = 80.14 SQ.MT.

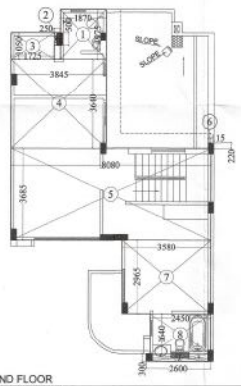

SECOND FLOOR
F.A.R. AREA DETAIL

S.No.	DIMENSION			AREA
1.	1.870 X	1.975	=	3.693 SQ.M
2.	0.250 X	0.500	=	0.125 SQ.M
3.	1.725 X	1.050	=	1.811 SQ.M
4.	3.845 X	3.640	=	13.996 SQ.M
5.	8.080 X	3.685	=	29.775 SQ.M
6.	0.115 X	0.220	=	0.025 SQ.M
7.	3.580 X	2.965	=	10.615 SQ.M
8.	2.450 X	1.640	=	4.018 SQ.M
9.	2.600 X	0.300	=	0.780 SQ.M
		TOTAL	=	64.838 SQ.M
		SAY AS	=	64.84 SQ.M

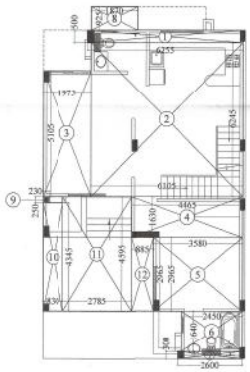

GROUND COVERAGE AREA DETAIL

S.No.	DIMENSION			AREA
1.	6.255 X	0.500	=	3.128 SQ.M
2.	6.105 X	6.245	=	38.126 SQ.M
3.	1.975 X	5.105	=	10.082 SQ.M
4.	4.465 X	1.630	=	7.278 SQ.M
5.	3.580 X	2.965	=	10.615 SQ.M
6.	2.450 X	1.640	=	4.018 SQ.M
7.	2.600 X	0.300	=	0.780 SQ.M
8.	1.870 X	0.925	=	1.730 SQ.M
9.	0.230 X	0.250	=	0.058 SQ.M
10.	0.830 X	4.345	=	3.606 SQ.M
11.	2.785 X	4.595	=	12.797 SQ.M
12.	0.885 X	2.965	=	2.624 SQ.M
		TOTAL	=	94.842 SQ.M
		SAY AS	=	94.84 SQ.M

DOOR WINDOW SCHEDULE

TYPE	SIZE	CILL LVL.	LINTEL LVL.
D1	1050 X 2500	-------	2500
D2	900 X 2100	-------	2100
D3	750 X 2100	-------	2100
SD1	1700 X 2500	-------	2500
W1	2610 X 2050	450	2500
W2	1700 X 2050	450	2500
W3	1350 X 2050	450	2500
W4	785 X 1350	1150	2500
W5	1350 X 1350	1150	2500
DW1	2550 X 2050	450	2500
DW2	1350 X 2050	450	2500
V1	600 X 1000	1500	2500

TYPE - B-15
B-10, B-11, B-15, ARE SAME

F.A.R. AREA DETAIL

S.No.	FLOORS	AREA(SQ.M.)
01	GROUND FLOOR	94.84 SQ.M.
02	FIRST FLOOR	80.14 SQ.M.
03	SECOND FLOOR	64.84 SQ.M.
TOTAL F.A.R. AREA		239.82 SQ.M.

GROUND COVERAGE	94.84 SQ.M.

PROJECT :-
RESIDENTIAL COMPLEX
"AJNARA PANORAMA"
AT PLOT NO. GH - 04, SECT-22(A).
AT YAMUNA EXPRESS WAY.

BUILDERS & PROMOTER :-
AJNARA INDIA LTD.
247/26, SECTOR-63, NOIDA

DRAWING TITLE :- TYPE - B-15
B-10, B-11, B-15, ARE SAME

GROUND TO 2nd. FLOOR PLAN
TERRACE PLAN
F.A.R. AREA DETAIL
OF GROUND TO 2nd. FLOOR
ELEVATION - D
SECTION - B B'

ARCHITECTS:
Space Designers International
Architects Pvt. Ltd.
B - 34, SECTOR - 67, NOIDA
Ph: (120) 3894445-46
Mob: 9310782886, 9810390231
e-mail: spacedes@gmail.com, www.spaceid.com

Space Designers
architects & planners

DRAWN BY	CHECKED BY	SCALE	DATED
SANJAY	VISHAL		

OWNER'S SIGN

ARCHITECT'S SIGN.

DRG.NO. - 68