Yamuna Expressway Industrial Development Authority
APPROVED
Vide Letter No. 4 EA/18/Ph03/123326/12 Date 22/06/12
Valid Upto Date 06/12/2022
Sr. Executive (Planning)
Gen. Manager (Plng. & Arch.)
Drawing Checked & Verified by
Manager (Planning)

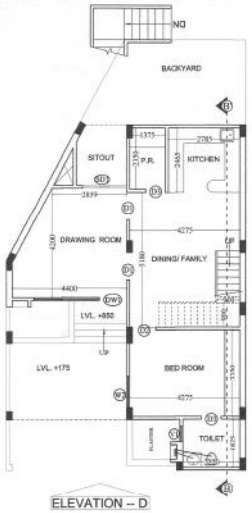

TYPE- B-7
GROUND FLOOR PLAN

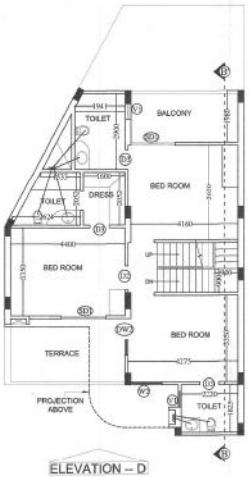

TYPE- B-7
FIRST FLOOR PLAN

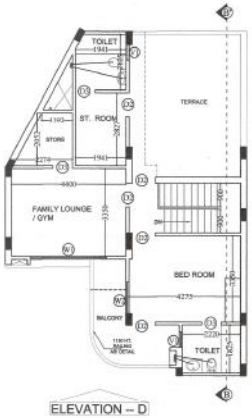

TYPE- B-7
SECOND FLOOR PLAN

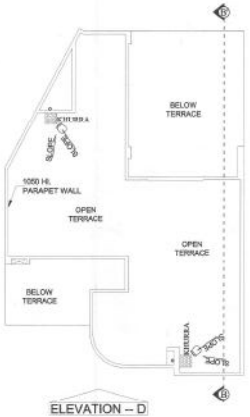

TYPE- B-7
TERRACE PLAN

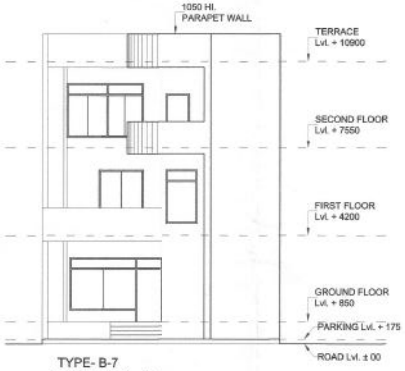

TYPE- B-7
ELEVATION – D

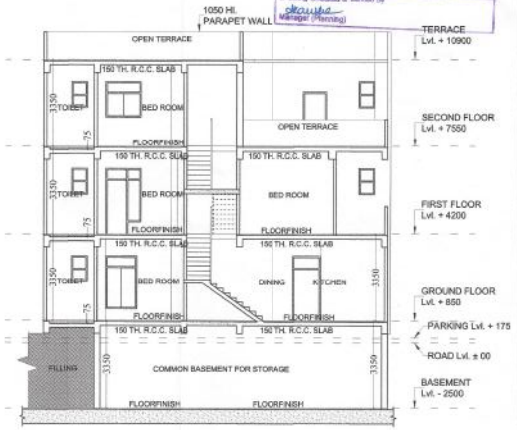

TYPE- B-7
SECTION – B B'

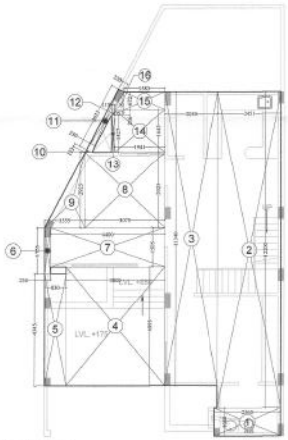

GROUND FLOOR
F.A.R. AREA DETAIL

S.No.	DIMENSION				AREA
1.	2.565 X	1.080	=		2.770 SQ.M
2.	2.451 X	12.200	=		29.902 SQ.M
3.	2.055 X	11.340	=		23.304 SQ.M
4.	3.800 X	4.595	=		17.461 SQ.M
5.	0.830 X	4.345	=		3.606 SQ.M
6.	0.230 X	1.755	=		0.404 SQ.M
7.	4.400 X	1.505	=		6.622 SQ.M
8.	3.075 X	2.925	=		8.994 SQ.M
9.	0.5 X	1.555 X	2.925	=	2.274 SQ.M
10.	0.5 X	0.122 X	0.230	=	0.014 SQ.M
11.	0.230 X	2.622	=		0.603 SQ.M
12.	0.5 X	0.115 X	0.216	=	0.012 SQ.M
13.	0.115 X	1.427	=		0.164 SQ.M
14.	1.941 X	1.643	=		3.189 SQ.M
15.	1.583 X	0.672	=		1.063 SQ.M
16.	0.5 X	0.375 X	0.672	=	0.126 SQ.M
		TOTAL	=		100.508 SQ.M
		SAY AS	=		100.51 SQ.M

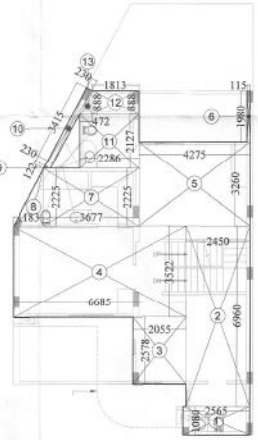

FIRST FLOOR
F.A.R. AREA DETAIL

S.No.	DIMENSION				AREA
1.	2.565 X	1.080	=		2.770 SQ.M
2.	2.450 X	6.960	=		17.052 SQ.M
3.	2.055 X	2.578	=		5.298 SQ.M
4.	6.685 X	3.522	=		23.545 SQ.M
5.	4.275 X	3.260	=		13.936 SQ.M
6.	0.115 X	1.980	=		0.228 SQ.M
7.	3.677 X	2.225	=		8.181 SQ.M
8.	0.5 X	1.183 X	2.225	=	1.316 SQ.M
9.	0.5 X	0.122 X	0.230	=	0.014 SQ.M
10.	0.230 X	3.415	=		0.785 SQ.M
11.	2.286 X	2.127	=		4.862 SQ.M
12.	1.813 X	0.888	=		1.610 SQ.M
13.	0.5 X	0.472 X	0.888	=	0.210 SQ.M
			TOTAL	=	79.807 SQ.M
			SAY AS	=	79.81 SQ.M

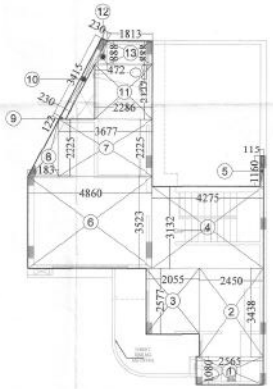

SECOND FLOOR
F.A.R. AREA DETAIL

S.No.	DIMENSION				AREA
1.	2.565 X	1.080	=		2.770 SQ.M
2.	2.450 X	3.438	=		8.423 SQ.M
3.	2.055 X	2.577	=		5.296 SQ.M
4.	4.275 X	3.132	=		13.389 SQ.M
5.	0.115 X	1.160	=		0.133 SQ.M
6.	4.860 X	3.523	=		17.122 SQ.M
7.	3.677 X	2.225	=		8.181 SQ.M
8.	0.5 X	1.183 X	2.225	=	1.316 SQ.M
9.	0.5 X	0.122 X	0.230	=	0.014 SQ.M
10.	0.230 X	3.415	=		0.785 SQ.M
11.	2.286 X	2.127	=		4.862 SQ.M
12.	0.5 X	0.472 X	0.888	=	0.210 SQ.M
13.	1.813 X	0.888	=		1.610 SQ.M
		TOTAL	=		64.111 SQ.M
		SAY AS	=		64.11 SQ.M

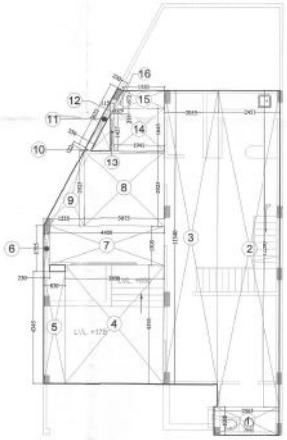

GROUND COVERAGE AREA DETAIL
AREA DETAIL

S.No.	DIMENSION				AREA
1.	2.565 X	1.080	=		2.770 SQ.M
2.	2.451 X	12.200	=		29.902 SQ.M
3.	2.055 X	11.340	=		23.304 SQ.M
4.	3.800 X	4.595	=		17.461 SQ.M
5.	0.830 X	4.345	=		3.606 SQ.M
6.	0.230 X	1.755	=		0.404 SQ.M
7.	4.400 X	1.505	=		6.622 SQ.M
8.	3.075 X	2.925	=		8.994 SQ.M
9.	0.5 X	1.555 X	2.925	=	2.274 SQ.M
10.	0.5 X	0.122 X	0.230	=	0.014 SQ.M
11.	0.230 X	2.622	=		0.603 SQ.M
12.	0.5 X	0.115 X	0.216	=	0.012 SQ.M
13.	0.115 X	1.427	=		0.164 SQ.M
14.	1.941 X	1.643	=		3.189 SQ.M
15.	1.583 X	0.672	=		1.063 SQ.M
16.	0.5 X	0.375 X	0.672	=	0.126 SQ.M
		TOTAL	=		100.508 SQ.M
		SAY AS	=		100.51 SQ.M

DOOR WINDOW SCHEDULE

TYPE	SIZE	CILL LVL.	LINTEL LVL.
D1	1050 X 2500	---------	2500
D2	900 X 2100	---------	2100
D3	750 X 2100	---------	2100
SD1	1700 X 2500	---------	2500
W1	2936 X 2050	450	2500
W2	1280 X 2050	450	2500
DW1	3565 X 2050	450	2500
DW2	1450 X 2050	450	2500
V1	600 X 1000	1500	2500

TYPE- B-7
F.A.R. AREA DETAIL

S.No.	FLOORS	AREA(SQ.M.)
01	GROUND FLOOR	100.51 SQ.M.
02	FIRST FLOOR	79.81 SQ.M.
03	SECOND FLOOR	64.11 SQ.M.
TOTAL F.A.R. AREA		244.43 SQ.M.

GROUND COVERAGE	100.51 SQ.M.

PROJECT :-
RESIDENTIAL COMPLEX
"AJNARA PANORAMA"
AT PLOT NO. GH - 04, SECT-22(A).
AT YAMUNA EXPRESS WAY.

BUILDERS & PROMOTER :-
AJNARA INDIA LTD.
247/26, SECTOR-63, NOIDA

DRAWING TITLE :- TYPE- B-7
GROUND TO 2nd. FLOOR PLAN
TERRACE PLAN
F.A.R. AREA DETAIL
OF GROUND TO 2nd. FLOOR
ELEVATION - D
SECTION - B B'

Space Designers
architects & planners

ARCHITECTS:
Space Designers International Architects Pvt. Ltd.
B - 34, SECTOR - 67, NOIDA
Ph: 0120-4644448
Mob: 9810076380, 9810198231
e-mail : spaceid@gmail.com, www.spaceid.com

DRAWN BY : CHECKED BY : SCALE : 1:100

AJNARA INDIA LTD.
VISHAL MITTAL ARCHITECT CA/98/23116

OWNER'S SIGN
ARCHITECT'S SIGN.
DRG.NO. – 70