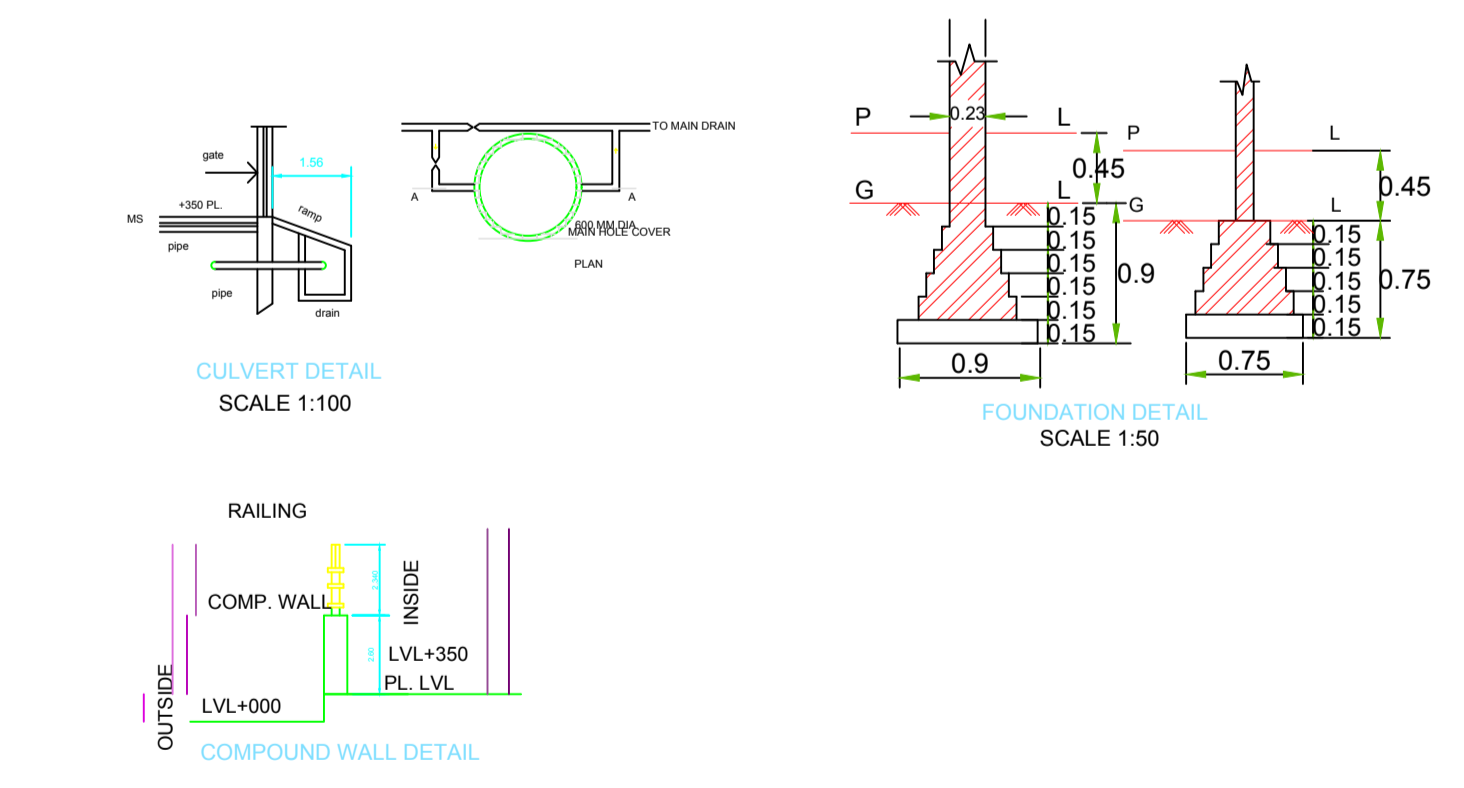
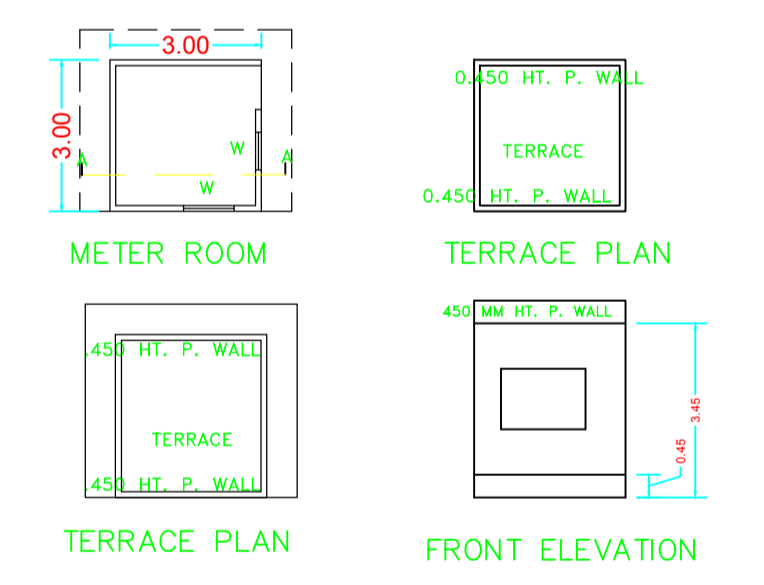


AREA DETAIL OF SLC-8/G/5						
TOTAL PLOT AREA						2313.470
PERMISSIBLE F.A.R						9253.880
PERMISSIBLE 15% FOR FACILITY OF TOTAL F.A.R AREA						1388.082
PERMISSIBLE GROUND COVERAGE						925.388
DETAILED AREA CHART						
TOTAL PLOT AREA AS PER LAYOUT	F.A.R AREA (IN SQ.M.)	COMMERCIAL F.A.R AREA (IN SQ.M.)	HOTEL ROOM F.A.R AREA (IN SQ.M.)	FACILITY AREA (IN SQ.M.)	NON F.A.R AREA (IN SQ.M.)	TOTAL B.U.A (IN SQ.M.)
BASEMENT -01 FLOOR				60.99	1323.933	1374.923
LOWER GROUND FLOOR	652.748	652.748			382.864	1035.438
GROUND FLOOR	854.902	854.902		55.508		910.41
1st FLOOR	742.96	742.96		80.868		823.828
2nd FLOOR	720.14	720.14		80.868		801.008
3rd FLOOR	749.958	749.958		80.52		830.478
4th FLOOR	749.958	749.958		80.52		830.478
5th FLOOR SERVICE FLOOR					825.708	825.708
6th FLOOR PARKING				24.59	752.498	777.088
7th FLOOR PARKING				24.59	752.498	777.088
8th FLOOR PARKING				24.59	752.498	777.088
9th FLOOR PARKING				24.59	752.498	777.088
10th FLOOR SERVICE FLOOR					825.708	825.708
11th FLOOR	458.388		458.388	105.955		564.343
12th FLOOR	478.797		478.797	65.145		543.942
13th FLOOR	478.797		478.797	65.145		543.942
14th FLOOR	478.797		478.797	65.145		543.942
15th FLOOR	478.797		478.797	65.145		543.942
16th FLOOR	478.797		478.797	65.145		543.942
17th FLOOR	478.797		478.797	65.145		543.942
18th FLOOR	478.797		478.797	65.145		543.942
19th FLOOR	478.797		478.797	65.145		543.942
20th FLOOR	478.797		478.797	65.145		543.942
METER ROOM	9.0					9.0
MUMTY & MACHINERY				81.20		30.163
OVER HEAD TANK				6.28		6.28
TOTAL	9247.227	4479.666	4767.561	1359.27	6368.205	16974.702

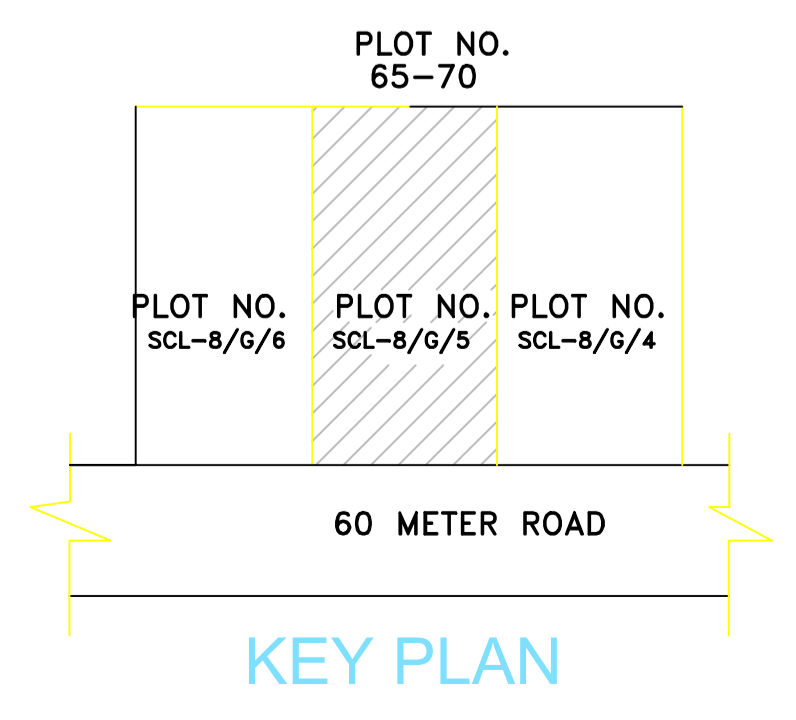
AREA DETAIL			
S.NO.	PARTICULARS	F.A.R %	AREA IN SQ.M
1.	TOTAL PLOT AREA		2313.470
2.	PERMISSIBLE F.A.R	4	9253.88
3.	PERMISSIBLE 15% FOR FACILITY OF TOTAL F.A.R AREA	15%	1388.082
4.	PERMISSIBLE GROUND COVERAGE	40%	925.388
5.	PROPOSED TOTAL GROUND COVERAGE		919.41
6.	TOTAL PROPOSED F.A.R		9247.227
7.	PROPOSED AREA 15% FOR FACILITY		1359.27
8.	REQUIRED GREEN=25% OF OPEN AREA		355.695
9.	PROPOSED GREEN		358.676
10.	REQUIRED NO. OF TREES =1 TREE PER 100 SQ.MT OF OPEN AREA		14
11.	PROPOSED NO. OF TREES		14
12.	PARKING REQUIRED @1ECS/50 SQ.M OF COMMERCIAL FAR AREA : 4479.666/50		89.59=90
13.	PARKING REQUIRED @1ECS/2 HOTEL ROOM : TOTAL ROOMS/2 I.E. 150/2		75
14.	TOTAL PARKING		165
15.	PROPOSED PARKING		172
A. BASEMENT 01		62	
B. LOWER GROUND FLOOR		10	
C. 6TH, 7TH, 8TH & 9TH FLOOR		100	
10.	TOTAL BUILT-UP AREA		16974.702
A) TOTAL F.A.R. AREA		9247.227	
B) TOTAL NON F.A.R. AREA		6368.205	
C) TOTAL FACILITY AREA		1359.27	



GREEN AREA DETAIL						
S.NO	DESCRIPTION	DIM(X)	DIM(Y)	AREA (SQ.MT)	NO.	AREA(SQ.MT)
G1.	30.81 X 6.11	188.249	1	188.249		
G2.	12.03 X 1.16	13.95	1	13.95		
G3.	9.03 X 1.16	10.474	1	10.474		
G4.	3.0 X 4.52	13.56	1	13.56		
G5.	45.81 X 2.30	105.363	1	105.363		
AS PER PLINE				13.54	2	27.08
TOTAL GREEN AREA						358.676



1.	SEASONAL TREE	7
2.	EVERGREEN TREE	7
TOTAL		14



**SUBMISSION DRAWING**  
 PROJECT:-  
**PROPOSED COMMERCIAL BUILDING**  
 FOR- M/S FASTECH GLOBE REALTORS  
 AT PLOT NO-SLC-8/G/5, BLOCK-G,  
 DELTA-II, GREATER NOIDA.(U.P)

DRAWING TITLE:-  
 SITE PLAN

SCALE:-1:100

DRAWN BY:-

DRG. NO:-

DATE-26/01/2025

ARCHITECT VISTASP & ASSOCIATES  
 B 38, 2nd Floor, Okhla Industrial Area Phase 1, 537, Anugraha 6TH. Main 4th Cross,  
 New Delhi-110020, Hal-II Stage, Indiranagar,  
 TEL. : 011-40455555 Bengaluru-560 038, Karnataka  
 E-mail: architecture@avadesignstudio.in

OWNER SIGNATURE

ARCHITECT SIGNATURE