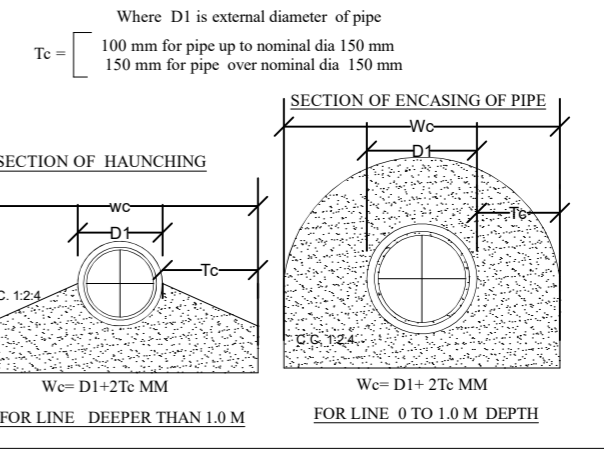
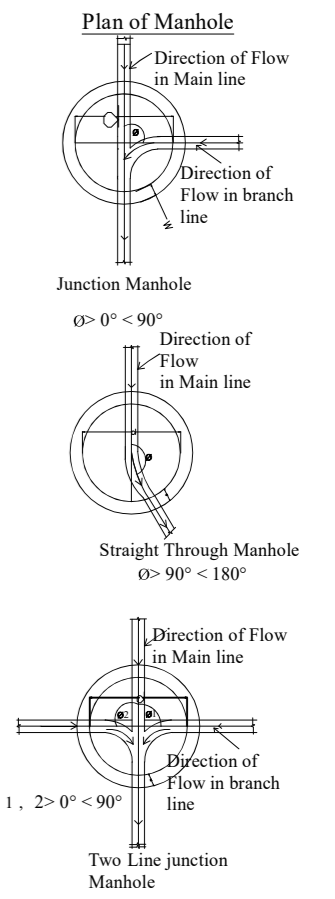
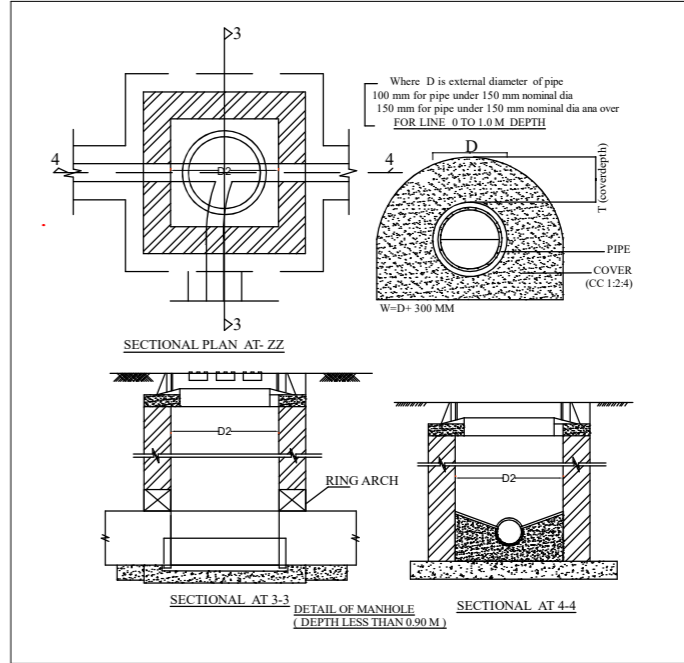
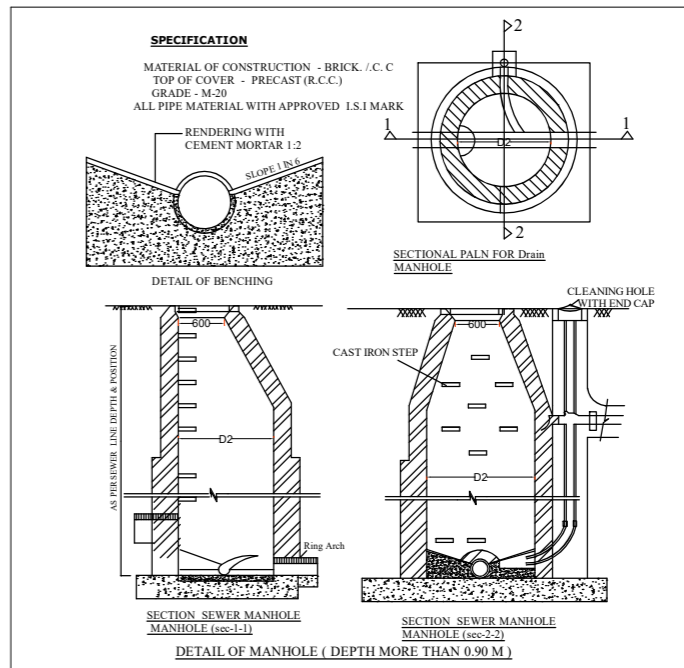


NOTES:-

- THE SEWER LINE SHALL BE LAID ON P.C.C. (150THK) OVER COMPACTED EARTH.
- SEWER LINE SHALL BE TESTED FOR ITS LEAKAGE/ INFILTRATION AS RELEVANT IS CODE/MANUAL BEFORE ITS COMMISSIONING.
- ALL MANHOLES SHOULD HAVE UNCUT PIPE INSIDE AT BASE WHICH SHALL BE CUT DURING COMMISSIONING.
- THE MINIMUM INVERT LEVEL SHALL BE 500 MM BELOW EXISTING GROUND.
- MAXIMUM DISTANCE BETWEEN TWO MANHOLES SHALL BE AS PER THE GIVEN TABLE OR AS PER DESIGN.
- DROP MANHOLE SHALL BE PROVIDED WHERE THE DIFFERENCE OF TWO INVERT LEVEL AT A JOINT IS MORE THAN 600 MM.
- ALL PIPES USED UPTO DIAMETER 160MM SHOULD BE SWR CONFORMING TO IS 13592:92 & FITTINGS SHOULD CONFORM TO IS 14735:99 & DIAMETER MORE THAN 160MM SHOULD BE UPVC PRESSURE PIPES & CONFORM TO IS 4985:2000 CLASS B.
- THE WIDTH/DIAMETER OF THE MANHOLE SHOULD NOT BE LESS THAN INTERNAL DIAMETER OF THE SEWER + 150MM BENCHING ON BOTH SIDES (150MM + 150MM).
- MANHOLES SHOULD BE BUILT AT EVERY CHANGE OF ALIGNMENT, GRADIENT OR DIAMETER, AT THE HEAD OF ALL SEWERS & BRANCHES & AT EVERY JUNCTION OF TWO OR MORE SEWERS.
- ON SEWERS WHICH ARE TO BE CLEANED MANUALLY, WHICH CANNOT BE ENTERED FOR CLEANING OR INSPECTION, THE MAXIMUM DISTANCE BETWEEN MANHOLES CAN BE AT 30M MAXIMUM.
- LOCATION OF HOUSE CONNECTION MANHOLE ARE INDICATIVE ONLY, FINAL LOCATION IS TO BE DETERMINE BY SITE ENGINEER AS PER THE INTERNAL PLUMBING OF SAID HOUSE

line element no.	starting point	end point	pipe size in inches	slope ratio	pipe length in meter	level of pipe line at start point in M from BM	FFL of start point from BM
TRUNK LINE							
SL-1	MH-1	MH-2	6	0.004076	6.803	99.550	100.00
SL-2	MH-2	MH-3	6	0.004728	6.803	99.522	100.00
SL-3	MH-3	MH-4	6	0.004728	6.803	99.490	100.00
SL-4	MH-4	MH-5	6	0.004728	6.803	99.458	100.00
SL-5	MH-5	MH-6	6	0.004728	6.812	99.426	100.00
SL-6	MH-6	MH-7	6	0.004728	6.794	99.394	100.00
SL-7	MH-7	MH-8	6	0.004728	6.803	99.361	100.00
SL-8	MH-8	MH-9	6	0.004728	8.393	99.329	100.00
SL-9	MH-9	MH-10	6	0.004728	10.85	99.290	100.00
SL-10	MH-10	MH-11	6	0.004728	8.241	99.238	100.00
SL-11	MH-11	MH-12	6	0.004728	7.025	99.199	100.00
SL-12	MH-12	MH-13	6	0.004728	6.537	99.166	100.00
SL-13	MH-13	MH-14	6	0.004728	6.88	99.135	100.00
SL-14	MH-14	MH-15	6	0.004728	11.933	99.103	100.00
SL-15	MH-15	MH-16	6	0.004728	7.703	99.046	100.00
SL-16	MH-16	MH-17	6	0.004728	6.803	99.010	100.00
SL-17	MH-17	MH-18	6	0.004728	6.803	98.978	100.00
SL-18	MH-18	MH-19	6	0.004728	6.803	98.946	100.00
SL-19	MH-19	MH-20	6	0.004728	6.803	98.913	100.00
SL-20	MH-20	MH-21	6	0.004728	6.803	98.881	100.00
SL-21	MH-21	MH-22	6	0.004728	6.908	98.849	100.00
SL-22	MH-22	MH-23	6	0.004728	6.698	98.816	100.00
SL-23	MH-23	MH-24	6	0.004728	6.803	98.785	100.00
SL-24	MH-24	MH-25	6	0.004728	8.69	98.753	100.00
SL-25	MH-25	STP	6	0.004728	1.195	98.661	100.00
BRANCH LINE-1 AT MH-14							
SL-14.1	MH-14.1	MH-14.2	6	0.004728	5.141	99.550	100.00
SL-14.2	MH-14.2	MH-14.3	6	0.004728	9.347	99.526	100.00
SL-14.3	MH-14.3	MH-14.4	6	0.004728	8.093	99.482	100.00
SL-14.4	MH-14.4	MH-14.5	6	0.004728	6.65	99.443	100.00
SL-14.5	MH-14.5	MH-14.6	6	0.004728	6.674	99.412	100.00
SL-14.6	MH-14.6	MH-14.7	6	0.004728	6.78	99.380	100.00
SL-14.7	MH-14.7	MH-14.8	6	0.004728	6.669	99.348	100.00
SL-14.8	MH-14.8	MH-14.9	6	0.004728	6.695	99.317	100.00
SL-14.9	MH-14.9	MH-14.10	6	0.004728	6.706	99.285	100.00
SL-14.10	MH-14.10	MH-14.11	6	0.004728	6.668	99.253	100.00
SL-14.11	MH-14.11	MH-14.12	6	0.004728	6.804	99.222	100.00
SL-14.12	MH-14.12	MH-14.13	6	0.004728	6.47	99.190	100.00
SUB BRANCH LINE AT MH-14.8							
SL-14.8.1	MH-14.8.1	MH-14.8.2	6	0.004728	6.803	99.550	100.00
SL-14.8.2	MH-14.8.2	MH-14.8.3	6	0.004728	6.803	99.518	100.00
SL-14.8.3	MH-14.8.3	MH-14.8.4	6	0.004728	6.803	99.486	100.00
SL-14.8.4	MH-14.8.4	MH-14.8.5	6	0.004728	6.803	99.454	100.00
SL-14.8.5	MH-14.8.5	MH-14.8.6	6	0.004728	8.393	99.421	100.00
SL-14.8.6	MH-14.8.6	MH-14.8	6	0.004728	12.104	99.382	100.00
BRANCH LINE-2 AT MH-20							
SL-20.1	MH-20.1	MH-20.2	6	0.004728	7.72	99.550	100.00
SL-20.2	MH-20.2	MH-20.3	6	0.004728	6.773	99.513	100.00
SL-20.3	MH-20.3	MH-20.4	6	0.004728	6.819	99.481	100.00
SL-20.4	MH-20.4	MH-20.5	6	0.004728	6.816	99.449	100.00
SL-20.5	MH-20.5	MH-20.6	6	0.004728	6.786	99.417	100.00
SL-20.6	MH-20.6	MH-20	6	0.004728	6.854	99.385	100.00
BRANCH LINE-2AT MH-25							
SL-25.1	MH-25.1	MH-25.2	6	0.004728	8.239	99.550	100.00
SL-25.2	MH-25.2	MH-25.3	6	0.004728	8.808	99.511	100.00
SL-25.3	MH-25.3	MH-25	6	0.004728	17.607	99.469	100.00



$d = 900$ mm for depth <math>< 1000 mm.
 $d = 1200$ mm for depth >math>> 1000 mm.
 $w =$ width of outer wall as per structure Engineer.

Width of Manhole		
S. No.	Depth	Width
1.	Upto 900 mm	900 x 800 mm
2.	0.9 And Upto 2.5 m	900 mm

Dinkar Saxena
DINKAR SAXENA
 M.Sc., M.I.E., C.Eng., F.I.P.H.E.
 Environmental Auditor
 M-128405-1

This drawing and/or its contents, information, and principles of design are the exclusive property of Dass Rasayan Services, Agra and is submitted to you with the agreement that it is not to be reproduced in any manner, copied, or modified, nor is it to be relayed in part or in whole to any other firm or individual for any other project except by written agreement with DASS RASAYANIC SERVICES

DASS RASAYANIC SERVICES
 (An ISO 9001:2008 Company)
 (An ISO 14001:2008 Company)
 #441, H.I.G., Sector - 16,
 Sikandra Awas Yojna, Sikandra
 Agra - 282007 (U.P.)
 Phone & Fax: +91-562-26418666 (24)
 mail - info@wateronline.co.in, drs@wateronline.co.in
 web - www.wateronline.co.in

SHEET DETAILS:
 Sheet No.: **1** Sheet Size: **A2** Version: **V1**

Engineers' Details:
 Drawn By:- **ANKIT SACHDEVA**
 Design Engineer - PHE
 Checked By:- **DINKAR SAXENA**

Current Version Notes:-

Technical Notes:-

NORTH:

Drawing Title:
 Sewer Line Details

Project Name:
 KD Aggarwal

Signature (Issued By):

For engineering details please refer to see attached calculations. All structural detail are suggestive in nature and are need to have revision by structural engineers.

PURPOSE OF DRAWING:
 Tender Approval G.F.C.
 Signature (Drawn By):

Drawing Number:-
 DRS-D-383-23
 Date:- 06-02-2023
 Client's Name:

Version Details:- Version No:- Ver-2
 Date Of Version:-
Description:- Sewer Line Details

Previous Version No. & Date:-
 Ver-1
Version Notes:

Previous Version No. & Date:-
Version Notes:

Previous Version No. & Date:-
Version Notes:

CONSULTANT :-
DINKAR SAXENA
 M.Sc., M.I.E., C.Eng., F.I.P.H.E.
 CHARTERED ENGINEER