PRODUCED BY AN AUTODESK EDUCATIONAL PRODUCT

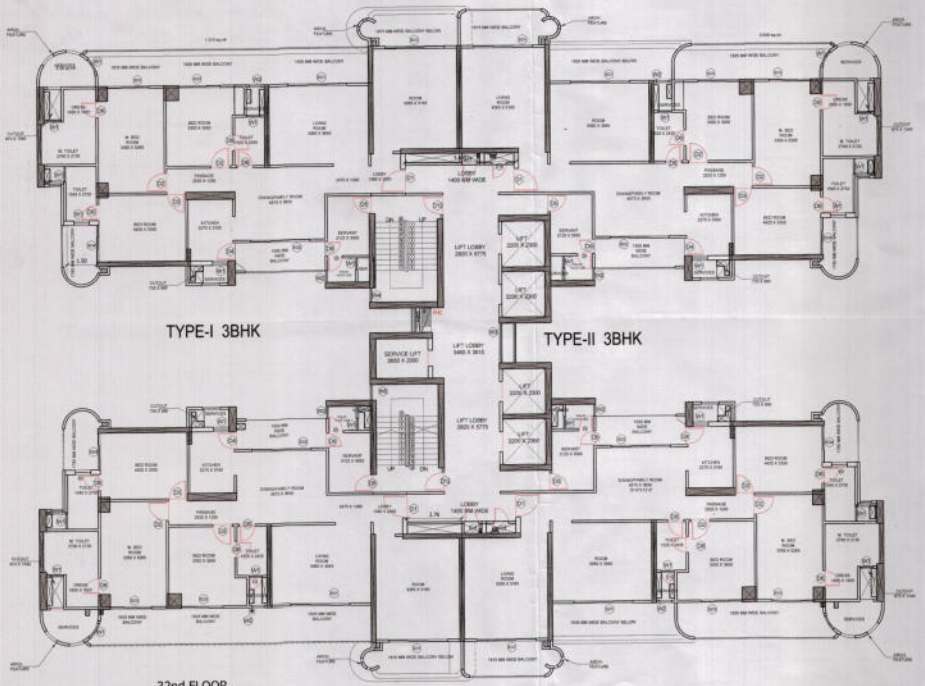

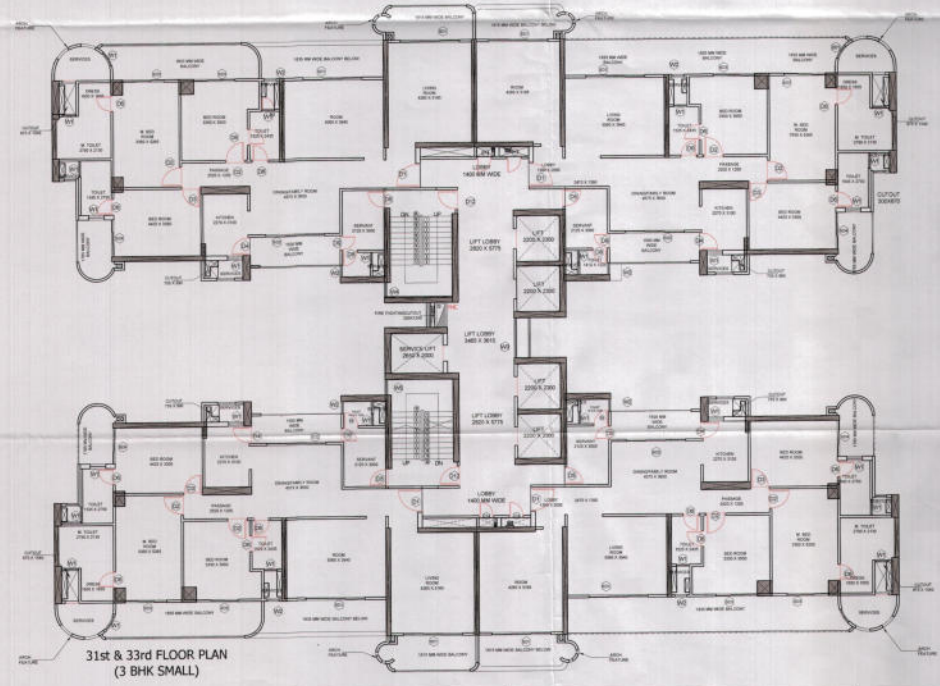

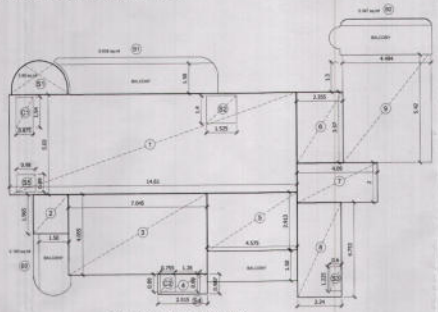

31st, 32nd & 33rd FLOOR AREA CALCULATION TYPE-I 3BHK

31st, 32nd & 33rd FLOOR F.A.R AREA CALCULATION TYPE-I 3BHK

Ftnl. Elev-II Elev. FLOOR AREA DETAIL OF 3 BHK TYPE 1					
BUILUP AREA IN F.A.R - "B" - (1)					
ITEM	WIDTH		LENGTH	NO	AREA(SQ.M)
1	14.013	X	3.230	1	15.448
2	1.785	X	1.985	1	3.538
3	7.640	X	4.280	1	20.747
4	2.610	X	0.97	1	2.463
5	4.575	X	2.572	1	12.027
6	3.300	X	3.575	1	8.417
7	4.150	X	2.000	1	8.150
8	2.330	X	4.750	1	10.867
9	3.400	X	5.400	1	18.317
				TOTAL	172.0439
BALCONY AREA IN F.A.R - (2)					
B1	AREA AS PER POLYLINE (SQ.M)			1	0.960
B2	AREA AS PER POLYLINE (SQ.M)			1	2.397
B3	AREA AS PER POLYLINE (SQ.M)			1	0.160
				TOTAL	1.1568
TOTAL F.A.R AREA IN 3 BHK UNIT TYPE 1					173.1127
DEDUCTIONS					
D1	AREA AS PER PLINE			1	3.81
D2	1.6200	X	1.4000	1	2.1080
D3	0.6900	X	1.2300	1	0.7590
D4	1.2800	X	1.0800	1	1.1414
D5	0.9800	X	0.6800	1	0.6722
C1	0.9750	X	1.3450	1	1.3475
C2	0.7500	X	0.9600	1	0.6720
				TOTAL	8.6801
NET F.A.R AREA IN 3 BHK UNIT TYPE 1					167.4326

Ftnl. Elev-II Elev. FLOOR AREA IN SERVICES 10% FAR OF TYPE 1					
BUILUP AREA IN F.A.R - "B" - (1)					
ITEM	WIDTH		LENGTH	NO	AREA(SQ.M)
1	AREA AS PER POLY LINE				3.80
S1	1.6200	X	1.4000	1	2.1080
S2	0.6900	X	1.2300	1	0.7590
S4	1.2800	X	0.8900	1	1.1392
S5	0.9800	X	0.6800	1	0.6722
				TOTAL	8.6684

BALCONY AREA TYPICAL FLOOR TYPE-I 3BHK				
ITEM	DESCRIPTION	WIDTH	LENGTH	AREA(SQ.M)
A	TOTAL BAL. AREA	ASPECT LINE		35.2400
B	FAR. AREA	AREA AS PER POLY LINE		1.1568
C	NON FAR AREA	CI= A-B		34.0832

FIRST/TYPICAL FLOOR CORE AREA DETAIL

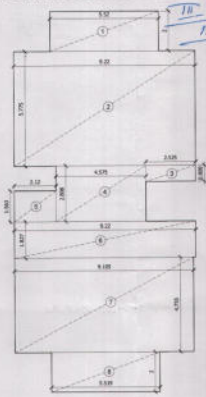

FIRST/TYPICAL FLOOR CORE AREA DETAIL

TYPICAL FLOOR CORE AREA IN F.A.R					
ITEM	WIDTH		LENGTH	NOS	AREA(SQ.M)
1	9.225	X	3.200	1	31.680
2	2.225	X	2.775	1	6.169
3	2.525	X	2.775	1	7.007
4	4.575	X	2.525	1	11.551
5	9.225	X	4.575	1	42.204
6	9.225	X	4.775	1	44.044
7	2.525	X	2.525	1	6.376
8	2.525	X	2.525	1	6.376
DEDUCTIONS - (1)					
D1	0.750	X	1.41	1	1.058
D2	0.750	X	2.4	1	1.8
D3	1.350	X	1.175	1	1.586
D4	1.350	X	1.175	1	1.586
D5	0.750	X	0.825	1	0.619
D6	0.750	X	0.825	1	0.619
D7	0.750	X	0.825	1	0.619
D8	0.750	X	0.825	1	0.619
D9	0.750	X	0.825	1	0.619
D10	0.750	X	0.825	1	0.619
		(D)	TOTAL		10.1445
TOTAL BRIDGE FLOOR AREA IN F.A.R = (1) - (D)					
			TOTAL	1.0000	95.0172

TYPICAL FLOOR CORE AREA IN SERVICES 10% OF F.A.R					
ITEM	WIDTH		LENGTH	NOS	AREA(SQ.M)
S1	2.91	X	2.53	1	11.3128
S2	2.35	X	2.35	1	5.5225
S3	2.45	X	4.575	1	11.2041
S4	2.925	X	2.925	2	17.1412
S5	1.350	X	1.175	2	3.1725
S6	1.350	X	1.175	2	3.1725
S7	2.150	X	3.225	1	6.9338
		(S)	TOTAL	8	57.5597
DEDUCTIONS - (B)					
D11	0.450	X	2.425	1	1.0913
			TOTAL	0.9	1.0913

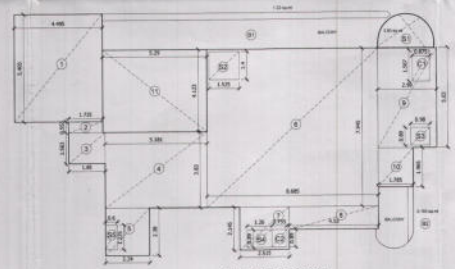

31st, 32nd & 33rd FLOOR AREA CALCULATION TYPE-II 3BHK

31st, 32nd & 33rd FLOOR F.A.R AREA CALCULATION CHART TYPE-II 3BHK

Ftnl. Elev-II Elev. FLOOR AREA DETAIL OF 3 BHK TYPE II					
BUILUP AREA IN F.A.R - "B" - (1)					
ITEM	WIDTH		LENGTH	NO	AREA(SQ.M)
1	4.495	X	5.405	1	24.289
2	1.725	X	0.650	1	1.1206
3	1.650	X	1.950	1	3.842
4	2.150	X	2.650	1	5.6975
5	2.150	X	2.350	1	5.051
6	5.585	X	7.645	1	39.653
7	3.015	X	2.145	1	6.466
8	4.035	X	1.410	1	5.6916
9	2.980	X	2.030	1	6.049
10	1.150	X	1.350	1	1.5525
11	5.200	X	4.125	1	21.451
				TOTAL	170.0968
BALCONY AREA IN F.A.R - (2)					
B1	AREA AS PER POLYLINE (SQ.M)			1	1.233
B2	AREA AS PER POLYLINE (SQ.M)			1	0.795
				TOTAL	2.0028
F.A.R AREA OF 3 BHK UNIT TYPE 1					172.0996
DEDUCTIONS					
D1	AREA AS PER POLYLINE (SQ.M)			1	3.45
D2	1.6200	X	1.4000	1	2.1080
D3	0.6900	X	0.9900	1	0.6722
D4	1.0900	X	0.9800	1	1.1314
D5	0.9800	X	1.0200	1	0.7980
C1	0.9750	X	1.9875	1	1.9375
C2	0.7500	X	0.9600	1	0.6720
				TOTAL	8.8607
NET F.A.R OF 3 BHK UNIT TYPE 1					167.1390

Ftnl. Elev-II Elev. FLOOR SERVICES AREA 10% OF FAR TYPE II					
BUILUP AREA IN F.A.R - "B" - (1)					
ITEM	WIDTH		LENGTH	NO	AREA(SQ.M)
1	AREA AS PER POLY LINE				3.80
S1	1.5000	X	1.4000	1	2.1000
S2	0.6900	X	0.9900	1	0.6831
S4	1.0900	X	0.9800	1	1.0682
S5	0.9800	X	1.0200	1	0.9996
				TOTAL	8.8509

BALCONY AREA TYPICAL FLOOR TYPE-II 3BHK				
ITEM	DESCRIPTION	WIDTH	LENGTH	AREA(SQ.M)
A	TOTAL BAL. AREA	ASPECT LINE		35.0000
B	FAR. AREA	AREA AS PER POLY LINE		1.8508
C	NON FAR AREA	CI= A-B		33.0942

For NEXGEN INFRACON PVT. LTD.

Authorised Signatory

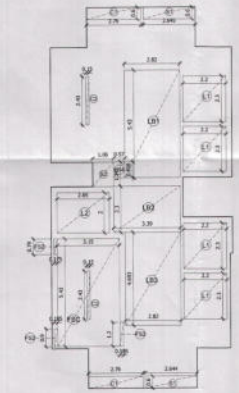

DEDUCTIONS

DOOR SCHEDULE

S.NO	TYPE	OPENING	HEIGHT	SILL	LINTEL	LOCATION	DESCRIPTION
1	D4	910	2000	50	2850	KITCHEN	ALUMINIUM DOOR WITH PART GLASS AND PART LOUVER
2	D5	900	2100	50	2850	S.ROOM	35MM FLUSH DOOR WITH LAMINATE OR VENEER FINISH IN BOTH SIDE
3	D6	825	2400	50	2450	TOILET	35MM FLUSH DOOR WITH LAMINATE OR VENEER FINISH IN BOTH SIDE
4	D7	785	2100	100	2400	W/T FOR SHAFT	ALUMINIUM DOOR WITH PART GLASS AND PART ALUMINIUM LOUVRE WITH EXHAUST FAN ON TOP
5	D8	740	2000	50	2650	SERVANT ROOM	ALUMINIUM DOOR WITH PART GLASS AND PART LOUVER
6	D10	685	2100	100	2400	TOILET SHAFT	ALUMINIUM DOOR WITH PART GLASS AND PART ALUMINIUM LOUVRE WITH EXHAUST FAN ON TOP
7	D11	600	2100	100	2400	S.TOILET SHAFT	ALUMINIUM DOOR WITH PART GLASS AND PART ALUMINIUM LOUVRE WITH EXHAUST FAN ON TOP
8	D12	1200	2400	50	2450	STAIR CASE	1 HRS FIRE RATING 20 MINUTES FLUSH
9	D13	1000	2500	50	2550	TCR V.R.V	UPVC POWDER COATED LOUVRE DOOR
10	D14	750	2400	50	2450	COBBYE B.C.P.T.O	FLUSH DOOR WITH LAMINATE FINISHFRAME
11	SD1	3000	2500	50	2550	LIVING ROOM	UPVC FRAME SLIDING GLASS DOOR,PART SLIDING/PART FIXED
12	SD2	3000	2500	50	2550	DINING/FAMILY	UPVC FRAME SLIDING GLASS DOOR
13	SD3	2100	2500	50	2650	BED ROOM	UPVC FRAME SLIDING GLASS DOOR
14	SD4	1800	2500	50	2650	BED ROOM	UPVC FRAME SLIDING GLASS DOOR

WINDOW SCHEDULE

S.NO	TYPE	OPENING	HEIGHT	SILL	LINTEL	LOCATION	DESCRIPTION
1	W1	785	1730	900	2650	TOILET	ALUMINIUM TOP HUNG/ Pair fixed with exhaust fan on top
2	W2	600	1730	950	2550	TOILET/SERVANT'S TOILET	ALUMINIUM TOP HUNG/ Pair fixed with exhaust fan on top
3	W3	2000	1730	550	2550	LIFT LOBBY	uPVC FRAME SLIDING GLASS WINDOW
4	W6	3000	2300	350	2850	HOME THEATER	uPVC FRAME PART SLIDING GLASS DOOR/PART FIXED

PROPOSED GROUP HOUSING AT GH-01/A, SECTOR 78, NOIDA,, U.P.	OWNER: NEXGEN INFRACON PVT. LTD. B-66, FIRST FLOOR, VIVEK VIHAR, NEW DELHI - 110095.	BUILDING TYPE : 3 BHK SMALL TOWER - T6	SCALE : 1: 100	DRG. NO. SD-14A	TITLE 31st, 32nd & 33rd FLOOR PLAN AND AREA CALCULATION
		BUILDING NAME: FERRARA	DATE: Dec, 2015	ARCHITECT's SIGNATURE:	THIS DRAWING IS THE PROPERTY OF NEXGEN INFRACON PVT. LTD. AND SHALL NOT BE USED,COPIED OR REPRODUCED WITHOUT THEIR WRITTEN PERMISSIOM
			OWNER's SIGNATURE:		ARCHITECTS Peeyush Chaudhry Bachelor of Architecture Member Council of Architecture Regd. No. CA/92/21693

PRODUCED BY AN AUTODESK EDUCATIONAL PRODUCT