PRODUCED BY AN AUTODESK EDUCATIONAL PRODUCT

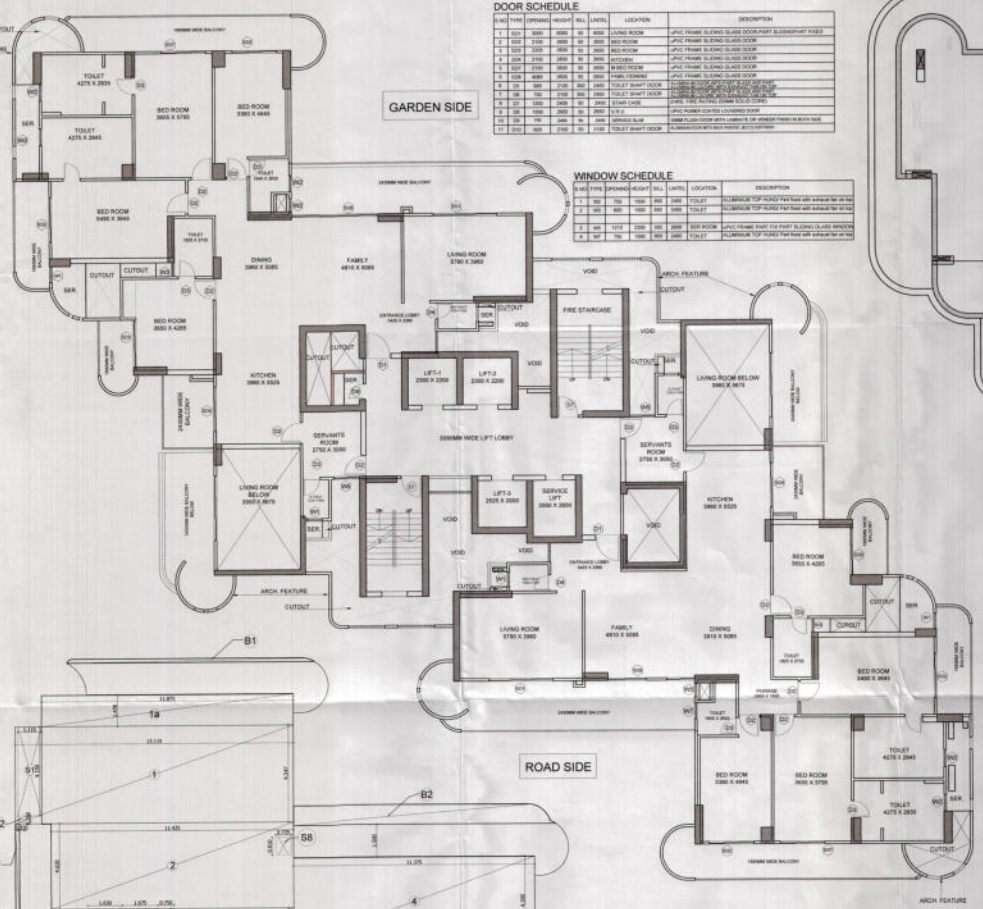

DOOR SCHEDULE

S.NO	TYPE	OPENING	HEIGHT	SILL	LINTEL	LOCATION	DESCRIPTION
1	D21	3000	6000	00	6000	LIVING ROOM	UPVC FRAME SLIDING GLASS DOOR-PART SLIDING/PART FIXED
2	D20	2100	2600	00	2600	BED ROOM	UPVC FRAME SLIDING GLASS DOOR
3	D20	2200	2600	00	2600	BED ROOM	UPVC FRAME SLIDING GLASS DOOR
4	D24	2100	2600	00	2600	KITCHEN	UPVC FRAME SLIDING GLASS DOOR
5	D27	2100	2600	00	2600	M.BED ROOM	UPVC FRAME SLIDING GLASS DOOR
6	D28	4000	2600	00	2600	FAMILY/DINING	UPVC FRAME SLIDING GLASS DOOR
7	D9	900	2100	300	2400	TOILET SHAFT DOOR	ALUMINIUM TOP HUNG/ PART FIXED WITH SLIDE DOOR PART
8	D8	750	2100	300	2400	TOILET SHAFT DOOR	ALUMINIUM TOP HUNG/ PART FIXED WITH SLIDE DOOR PART
9	D7	1200	2400	00	2400	STAIR CASE	(3HRS. FIRE RATING DOWN SOLID CORE)
10	D6	1000	2600	00	2600	W.M.U	UPVC RUBBER COATED LOUVERED DOOR
11	D5	750	2400	00	2400	SERVICE SLAB	35MM FLUSH DOOR WITH LAMINATE OR VENEER FINISH IN BOTH SIDE
12	D10	900	2100	00	2100	TOILET SHAFT DOOR	ALUMINIUM BOTH SIDE PAINTED (BOTH SIDE PAINT)

WINDOW SCHEDULE

S.NO	TYPE	OPENING	HEIGHT	SILL	LINTEL	LOCATION	DESCRIPTION
1	W2	750	1200	900	2400	TOILET	ALUMINIUM TOP HUNG/ Part fixed with exhaust fan on top
2	W3	600	1200	900	2400	TOILET	ALUMINIUM TOP HUNG/ Part fixed with exhaust fan on top
3	W6	1215	2300	100	2600	SER ROOM	UPVC FRAME PART FIX PART SLIDING GLASS WINDOW
4	W7	750	1200	900	2400	TOILET	ALUMINIUM TOP HUNG/ Part fixed with exhaust fan on top

TYPICAL FLOOR PLAN (4 B.H.K STAGGERED)
(2,4,6,8,10,12,14,16,18,20,22,24,26,28,30,32,34)



MMUMTY SERVICES AREA DETAIL IN F.A.R						
ITEM	WIDTH		LENGTH	NO	AREA(SQ M)	
1	3.250	X	9.848	1	16.346	0.000
2	3.700	X	6.030	1	22.311	0.000
				TOTAL	40.66	-(2)

BALCONY AREA TYPE-II-4BHK-BLOCK-T4					
ITEM	DESCRIPTION	WIDTH		LENGTH	AREA(SQ M)
A	TOTAL BALCONY AREA				74.410
B	BALCONY AREA		50% OF B		4.08
C	BALCONY AREA FOR AREA		25%		10.10

TYPICAL FLOOR (TYPE-II) AREA DETAIL FOR 15% OF SERVICES FAR						
ITEM	WIDTH		LENGTH	NO	AREA(SQ M)	
S1	1.115	X	4.180	1	4.627	0.000
S2	0.325	X	0.260	1	0.085	
S3	AREA AS PER POLYLINE (SQ.M)			1	3.67	
S4	1.630	X	1.538	1	2.507	0.000
S5	0.750	X	0.770	1	0.578	0.000
S6	0.785	X	1.025	1	0.805	0.000
S7	0.980	X	0.785	1	0.534	0.000
S8	0.725	X	0.910	1	0.597	0.000
S9	0.680	X	1.900	1	1.090	0.000
				TOTAL	14.47	-(2)

TYPICAL FLOOR
(2,4,6,8,10,12,14,16,18,20,22,24,26,28,30)
F.A.R AREA CALCULATION UNIT
TYPE-II 4BHK BLOCK- T4

F.A.R AREA DETAIL OF TYP.FLOOR 4BHK BLOCK:T4 UNIT TYPE- I						
ITEM	WIDTH		LENGTH	NO	AREA(SQ M)	
1	13.115	X	4.547	1	59.634	0.000
1-A	11.675	X	1.475	1	17.551	0.000
2	11.425	X	4.020	1	45.929	0.000
3	9.710	X	2.799	1	27.052	0.000
4	11.275	X	4.205	1	47.776	0.000
5	0.510	X	0.680	1	0.347	0.000
6	2.795	X	1.150	1	3.214	0.000
7	5.575	X	2.475	1	3.846	0.000
8	2.845	X	1.345	1	3.812	0.000
9	7.890	X	2.330	1	18.617	0.000
10	4.225	X	1.650	1	6.971	0.000
11	7.650	X	1.637	1	11.546	0.000
12	2.895	X	1.679	1	4.857	0.000
13	1.340	X	2.957	1	3.942	0.000
14	AREA AS PER POLYLINE (SQ.M)			1	3.720	0.000
B1	AREA AS PER POLYLINE (SQ.M)			0.25	0.914	0.000
B2	AREA AS PER POLYLINE (SQ.M)			0.25	2.740	0.000
B3	AREA AS PER POLYLINE (SQ.M)			0.25	0.220	0.000
B4	AREA AS PER POLYLINE (SQ.M)			0.25	0.122	0.000
B5	0.650	X	3.465	0.25	0.61	0.000
				TOTAL	260.286	-(1)
DEDUCTION						
S1	1.115	X	4.180	1	4.627	0.000
S2	0.325	X	0.260	1	0.085	
S3	AREA AS PER POLYLINE (SQ.M)			1	3.67	
S4	1.630	X	1.538	1	2.507	0.000
S5	0.750	X	0.770	1	0.578	0.000
S6	0.785	X	1.025	1	0.805	0.000
S7	0.980	X	0.785	1	0.534	0.000
S8	0.725	X	0.910	1	0.597	0.000
S9	0.680	X	1.900	1	1.090	0.000
				TOTAL	20.49	-(2)
NET FAR AREA DETAIL OF TYPE-II 4BHK BLOCK T-4 = (1) - (2)						
					=	247.80

MACHINE & OHWT SERVICES AREA (15%)

MACHINE,MUMTY & OHWT SERVICES AREA DETAIL IN F.A.R						
ITEM	WIDTH		LENGTH	NO	AREA(SQ M)	
1	0.950	X	3.750	1	6.833	0.000
2	3.700	X	3.660	1	13.542	0.000
3	9.290	X	10.710	1	99.399	
4	1.205	X	5.160	1	6.218	0.000
5	3.470	X	3.460	1	12.076	0.000
				TOTAL	138.06	-(2)

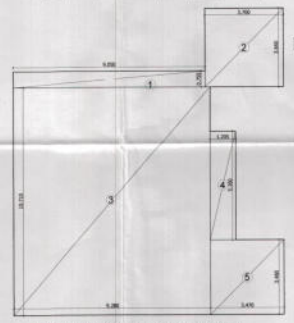

MACHINE, MUMTY & OHWT AREA CALCULATION

TERRACE PLAN

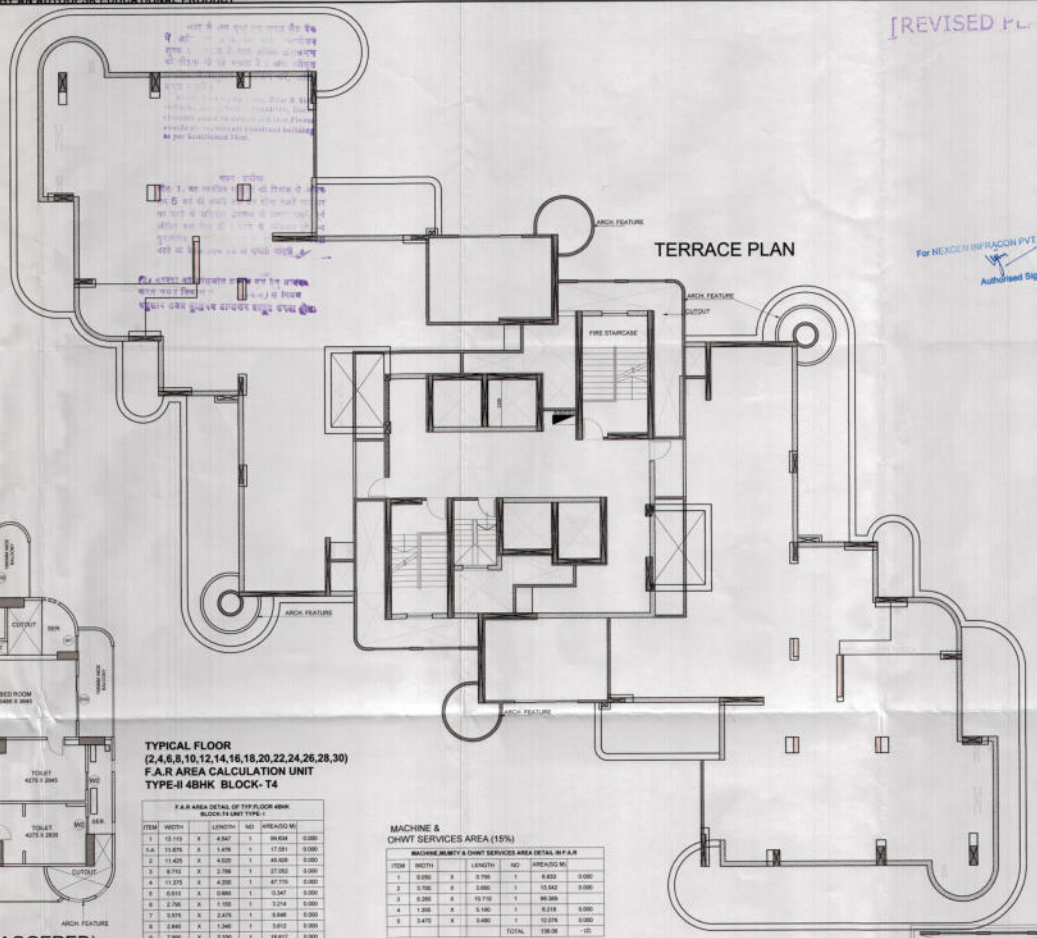

OVERHEAD TANK & MACHINE ROOM PLAN

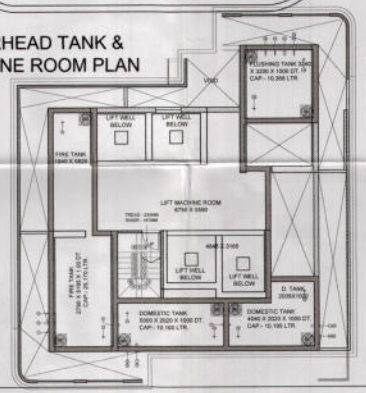

[REVISED PLAN]

For NEXGEN INFRACON PVT. LTD.
Authorised Signatory

REVISED SUBMISSION DRAWING FOR GROUP HOUSING AT GH-01/A, SECTOR 78, NOIDA,U.P.

OWNER:
NEXGEN INFRACON PVT. LTD.
B-66, FIRST FLOOR, VIVEK VIHAR,
NEW DELHI - 110095.

BUILDING TYPE : 4 BHK STAGGERED

SCALE : 1: 100

BUILDING NAME: ETERNIA

DATE: DEC, 2015

OWNER' s SIGNATURE:

DRG. NO. SD-29

ARCHITECT's SIGNATURE:

TITLE: TYPICAL 1 & TERRACE FLOOR PLANS AND AREA CALCULATION

THIS DRAWING IS THE PROPERTY OF NEXGEN INFRACON PVT. LTD. AND SHALL NOT BE USED,COPIED OR REPRODUCED WITHOUT THEIR WRITTEN PERMISSION

ARCHITECTS

Nexgen Chaudhry
Bachelor of Architecture
Member Council of Architecture
Regd. No. CA/2014/168

PRODUCED BY AN AUTODESK EDUCATIONAL PRODUCT