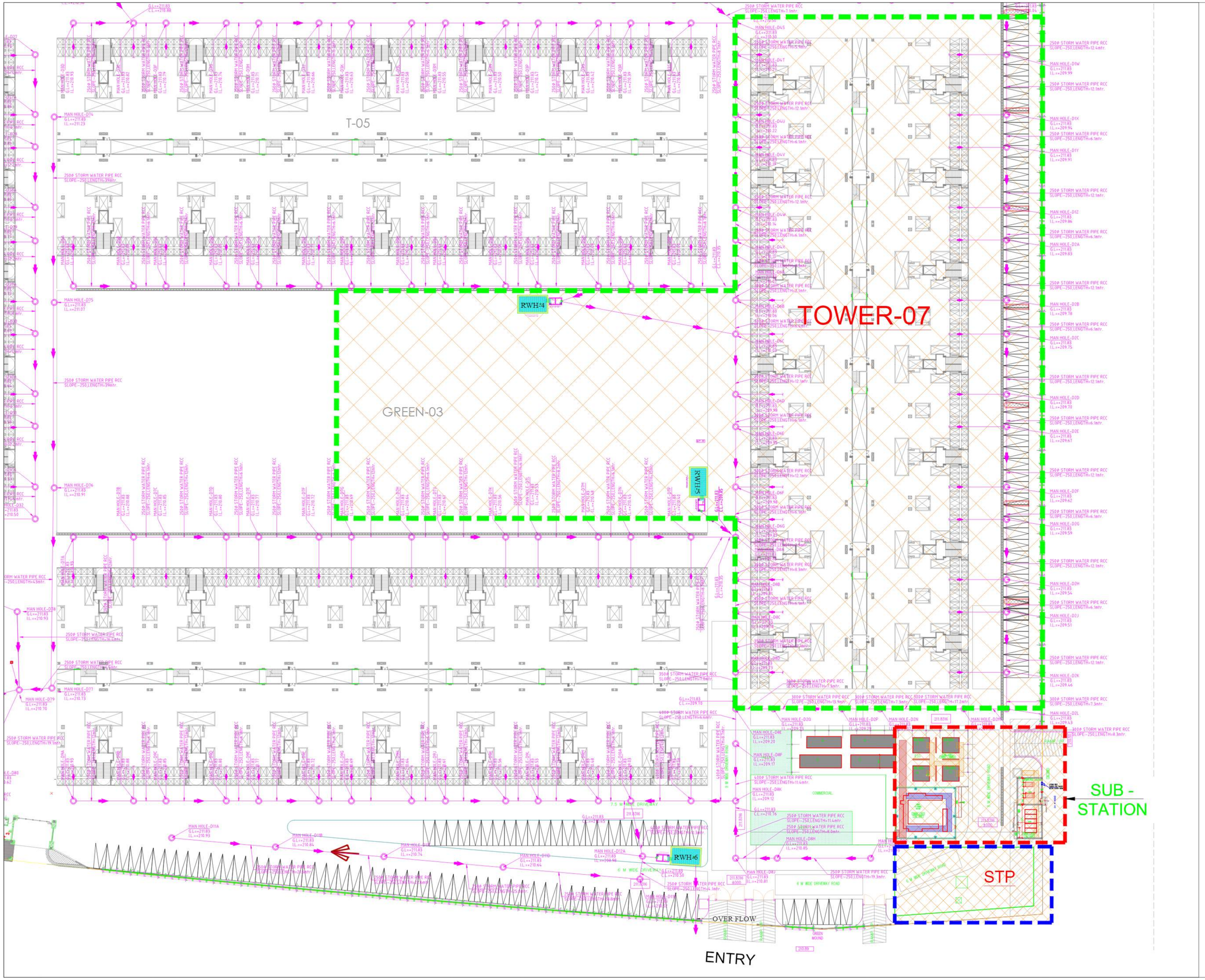

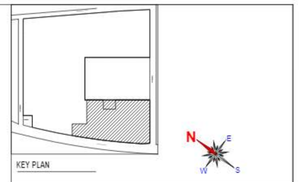

NOTES & Code Reference

1-ALL DIMENSION ARE IN MM UNLESS OTHERWISE SPECIFIED.

2-MINOR MODIFICATIONS CAN BE DONE IN PIPE ROUTING TO SUIT SITE CONDITION

3-ALL THE INSTALLATIONS SHALL BE DONE AS PER APPROVED & RECOMMENDED COMMENTS

4-MATERIAL SPECIFICATION OF PIPES AND FITTINGS AS PER APPROVED DATA SHEET

5-ALL SEWER AND DRAIN LINE SHALL BE LAID ON PCC BED.

6-ALL BURIED PIPES SHALL BE TESTED FOR LEAKAGES AND STRAIGHTNESS AS PER SPECIFICATION.

7-TRENCH SHALL BE REFILLED ONLY AFTER PIPE TESTING.

8-ALL DRAIN LINE SHALL BE LAID IN S & S RCC (NP2) PIPE CONFORMING TO IS : 458.

9-ALL EXTERNAL SEWER LINE (MANHOLE TO MANHOLE CONNECTION) SHALL BE LAID IN Class- SN-4 DWC PIPE (PIPES AND FITTINGS AS PER IS : 16058)

EXTERNAL SERVICES LEGEND :-

S.NO	DESCRIPTION	SYMBOL
1.	R.C.C DRAINAGE PIPE LINE	
8.	DRAINAGE MANHOLE	
9.	RECHARGE WELL & DE-SILTING CHAMBER.	
19.	SAUCER DRAIN	

EXTERNAL SERVICES PIPE NOTE :-		
1.	NP2 PIPE FOR RCC DRAINAGE LINES.	

REV.NO.	DATE	DESCRIPTION

CLIENT:
WAVE INFRATECH PVT. LTD.

PROJECT:
VERIDIA AT OAKWOOD ENCLAVE
WAVE CITY

Architect :

Wave Infratech Pvt. Ltd.
C-1, Sector-3
Noida, U.P. 201301
TEL: +91 120 4180500

Structure Consultant
Consulting Structural Engineers
G-70, 2nd FLOOR, JASWANT PLAZA,
NEAR KALINDI KUNJ, OKHLA,
NEW DELHI-110025
PHONE NO.: +91-11-26940734/5/6/7/8
FAX: 26940738
E-Mail : nnc_consultants@hotmail.com
Web : www.nncdesigninternational.com

MEP CONSULTANT
PKV Consulting Engineers (P) Ltd.
C-815, DDA Flats, Loni Road, Delhi -110093
TELEFAX - 011-22816297
E-mail:- pramod@pkv.co.in
info@pkv.co.in

DRAWING TITLE:-

VERIDIA TOWER-7
STORM WATER ROUTE PLAN
EXTERNAL PLUMBING LAYOUT

STATUS	FOR APPROVAL	NORTH	REV NO.
DATE :	03-08-2022		R0
DEALT BY :	DK		
CHKD BY :	PKS	DRAWING NO.	
SCALE :	1:325 @ A-0	SSA-PL-EXT-02a	

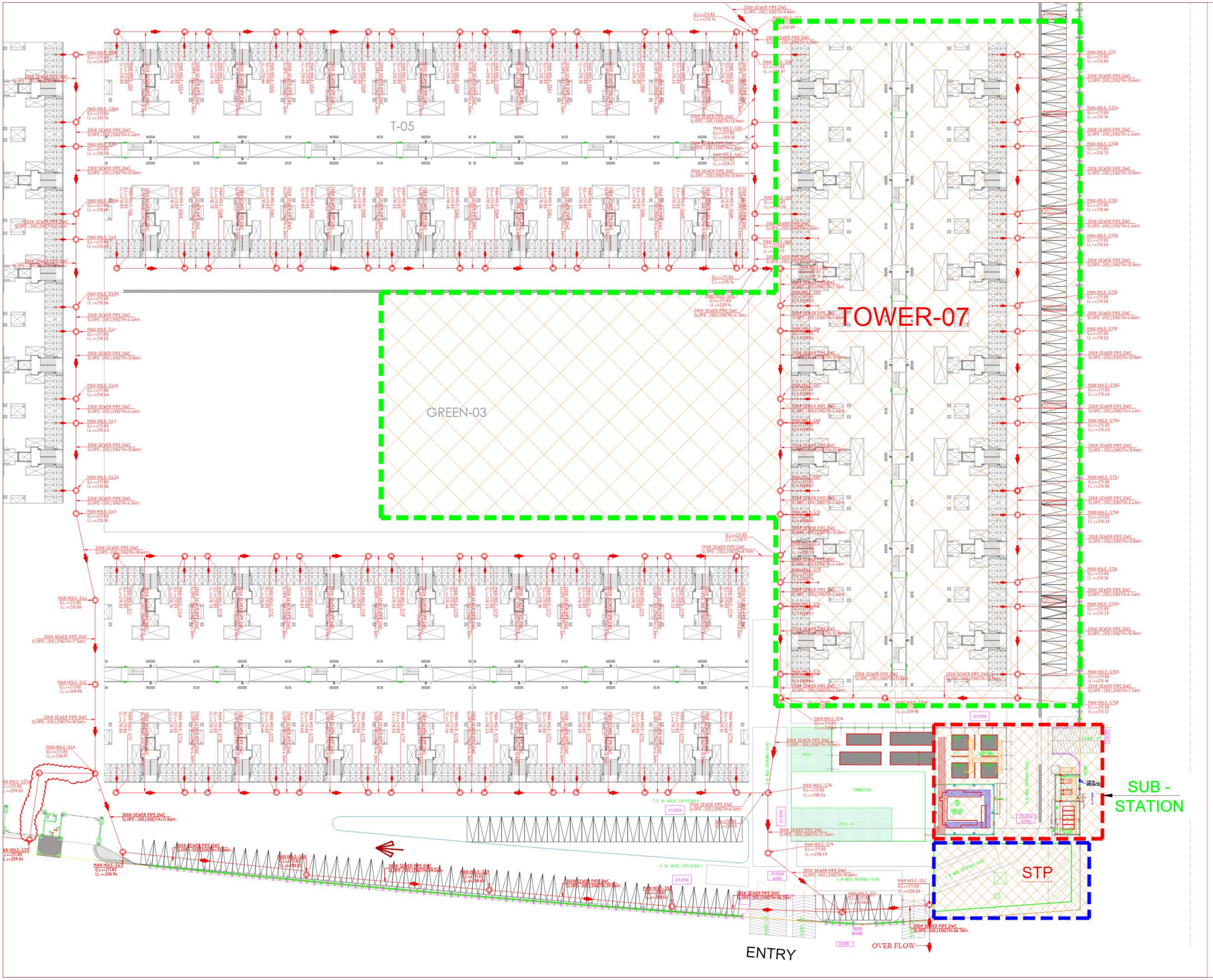

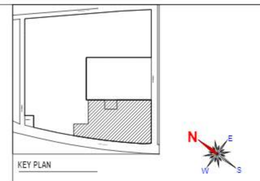

NOTES & Code Reference

1-ALL DIMENSION ARE IN MM UNLESS OTHERWISE SPECIFIED.

2-MINOR MODIFICATIONS CAN BE DONE IN PIPE ROUTING TO SUIT SITE CONDITION

3-ALL THE INSTALLATIONS SHALL BE DONE AS PER APPROVED & RECOMMENDED COMMENTS

4-MATERIAL SPECIFICATION OF PIPES AND FITTINGS AS PER APPROVED DATA SHEET

5-ALL SEWER AND DRAIN LINE SHALL BE LAID ON PCC BED.

6-ALL BURIED PIPES SHALL BE TESTED FOR LEAKAGES AND STRAIGHTNESS AS PER SPECIFICATION.

7-TRENCH SHALL BE REFILLED ONLY AFTER PIPE TESTING.

8-ALL DRAIN LINE SHALL BE LAID IN S & S RCC (NP2) PIPE CONFORMING TO IS : 458.

9-ALL EXTERNAL SEWER LINE (MANHOLE TO MANHOLE CONNECTION) SHALL BE LAID IN Class- SN-4 DWC PIPE (PIPES AND FITTINGS AS PER IS : 16058)

EXTERNAL SERVICES PIPE NOTE :-

6.	DOUBLE WALL CORRUGATED HDPE PIPE (DWCPE) CLASS SN-4 FOR SEWERAGE LINES.

EXTERNAL SERVICES LEGEND :-

S.NO.	DESCRIPTION	SYMBOL
2.	D.W.C SEWAGE PIPE LINE	
7.	SEWAGE MANHOLE	

REV.NO.	DATE	DESCRIPTION

CLIENT:
WAVE INFRATECH PVT. LTD.

PROJECT:
VERIDIA AT OAKWOOD ENCLAVE
WAVE CITY

Architect :
Wave Infratech Pvt. Ltd.
C-1, Sector-3
Noida, U.P. 201301
TEL: +91 120 4180500

Structure Consultant
Consulting Structural Engineers
G-70, 2nd FLOOR, JASWANT PLAZA,
NEAR KALINDI KUNJ, OKHLA,
NEW DELHI-110025
PHONE NO.: +91-11-26940734/5/6/7/8
FAX: 26940738
E-Mail : nnc_consultants@hotmail.com
Web : www.nncdesigninternational.com

MEP CONSULTANT
PKV Consulting Engineers (P) Ltd.
C-815, DDA Flats, Loni Road, Delhi -110093
TELEFAX - 011-22816297
E-mail:- pramod@pkv.co.in
info@pkv.co.in

DRAWING TITLE:-

VERIDIA TOWER-7
SEWER ROUTE PLAN
EXTERNAL PLUMBING LAYOUT

STATUS	FOR APPROVAL	NORTH	REV NO.
DATE :	16-05-2022		R0
DEALT BY :	DK		
CHKD BY :	PKS	DRAWING NO.	
SCALE :	1:325 @ A-0	SSA-PL-EXT-01a	