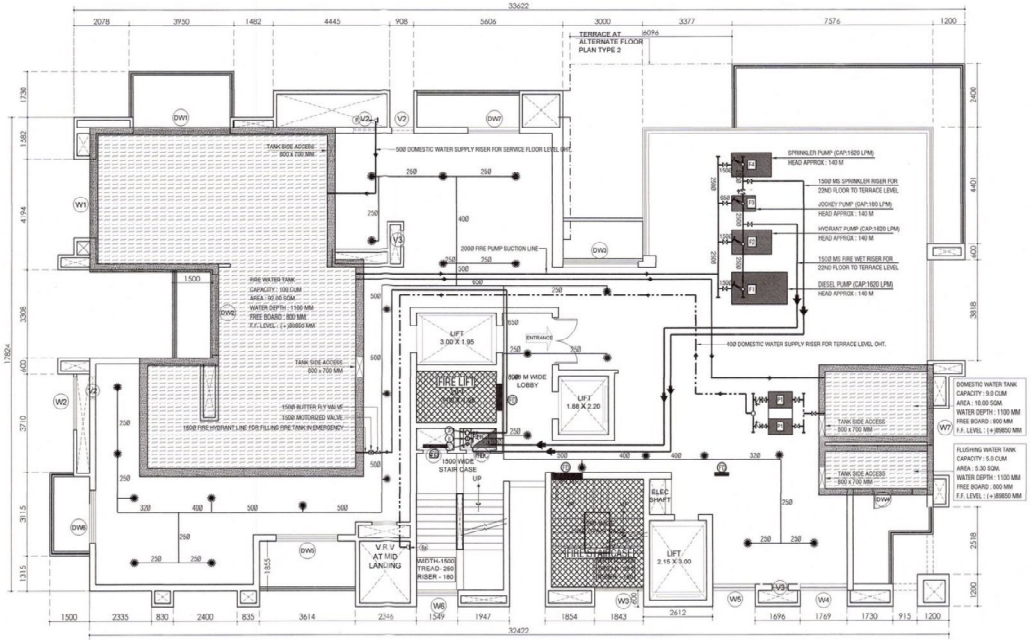

Service Floor Plan (At 21st floor)

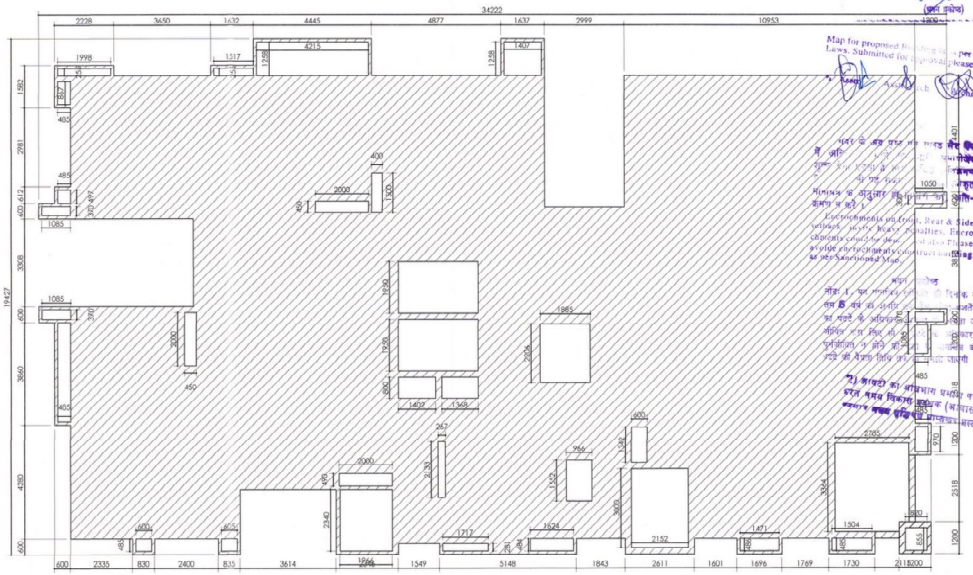

Area Diagram

SERVICE FLOOR AREA					
Floor	AREA (SQM)	No. of Towers		AREA (SQM)	
Service Floor	482.000	5	=	2410.000	
Total Area			=	2410.000	

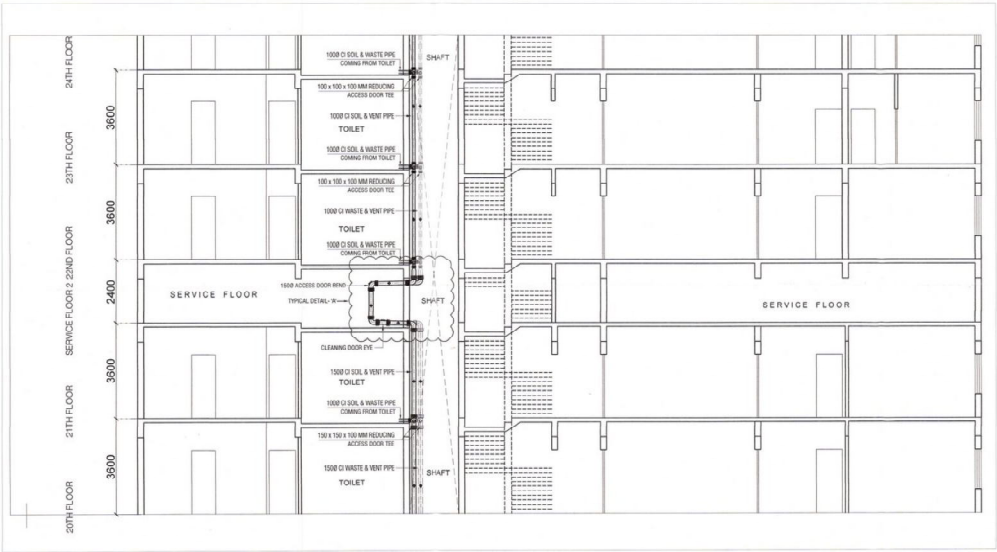

Typical Section of Service Floor

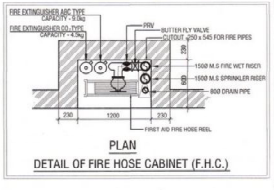

PLAN

DETAIL OF FIRE HOSE CABINET (F.H.C.)

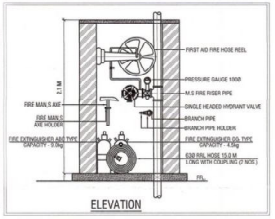

ELEVATION

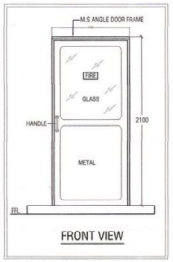

FRONT VIEW

⊙	600 DOMESTIC WATER SUPPLY RISER PIPE

FIRE LEGEND :-

LEGEND	DESCRIPTION
A	1500 M.S. FIRE WET RISER PIPE USED BASEMENT to 21st. FLOOR
D	1500 M.S. FIRE WET RISER PIPE USED 22nd to TERRACE FLOOR.
S	1500 M.S. SPRINKLER RISER PIPE USED BASE, to 21st. FLOOR
E	1500 M.S. FIRE WET RISER PIPE USED 22nd to TERRACE FLOOR
C	600 M.S. SPRINKLER DRAIN PIPE
FHC	FIRE HOSE CABINET
⊗	FLOW SWITCH
⋈	VALVE
●	PENDENT TYPE SPRINKLER
◀	NORMAL THROW SIDE WALL SPRINKLER, THROW - 3.2 m
◀	EXTENDED THROW SIDE WALL SPRINKLER, THROW - 4.8 m
———	SPRINKLER FEEDER LINE

2300 x 800mm CUT OUT IN PHCL
1.) 1500 M.S FIRE WET RISER PIPE.
2.) 1500 M.S SPRINKLER RISER PIPE.
3.) 600 M.S DRAIN PIPE.

FIRE LEGEND :-	
D	500 SLEEVE FOR 250 & 320 PIPE
E	650 SLEEVE FOR 400 & 500 PIPE
F	1000 SLEEVE FOR 650 & 800 PIPE
G	1500 SLEEVE FOR 1500 PIPE

OWNER :- ATS HEIGHTS PRIVATE LIMIT
(Earlier Known As
LOGIX REALTECH PRIVATE L

AUTHORISED SIGNATORY

For ATS Heights Private Limited
Authorised Signatory

ARCHITECT's SIGNATURE

PRABHLEEN SINGH SAGGU
CA/2008/43599,AITP-2013-009

PROJECT:

PROPOSED PROJECT AT
PLOT NO - A-01/A , SECTOR - 124,
GAUTAM BUDDHA NAGAR , NOIDA

DRAWING TITLE :-

Service Floor Plan (RESIDENTI

DEALT BY	SCALE :-	DATE :-	DRG.NO.
	1:100		SD-05g