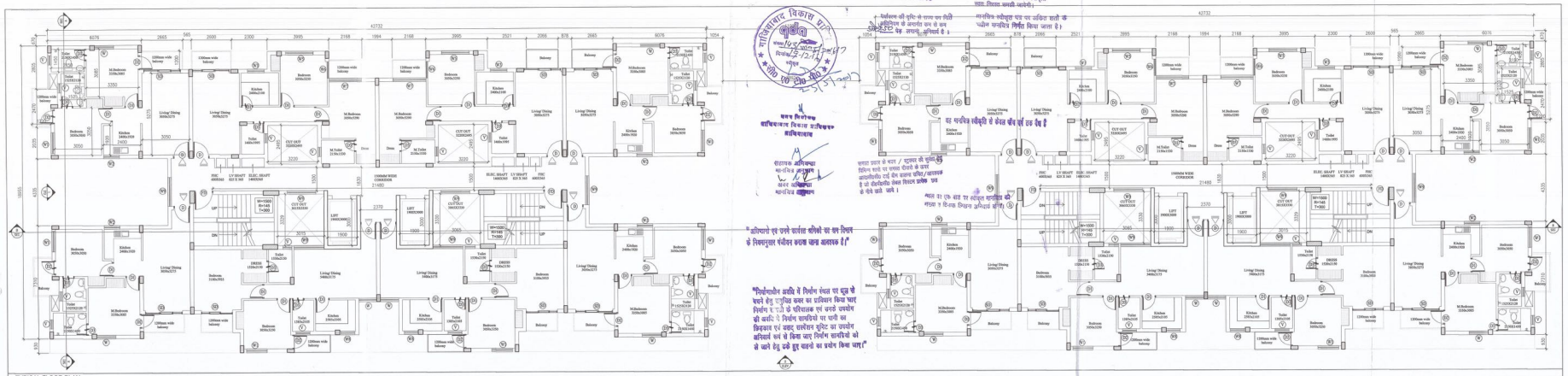

TYPICAL FLOOR PLAN

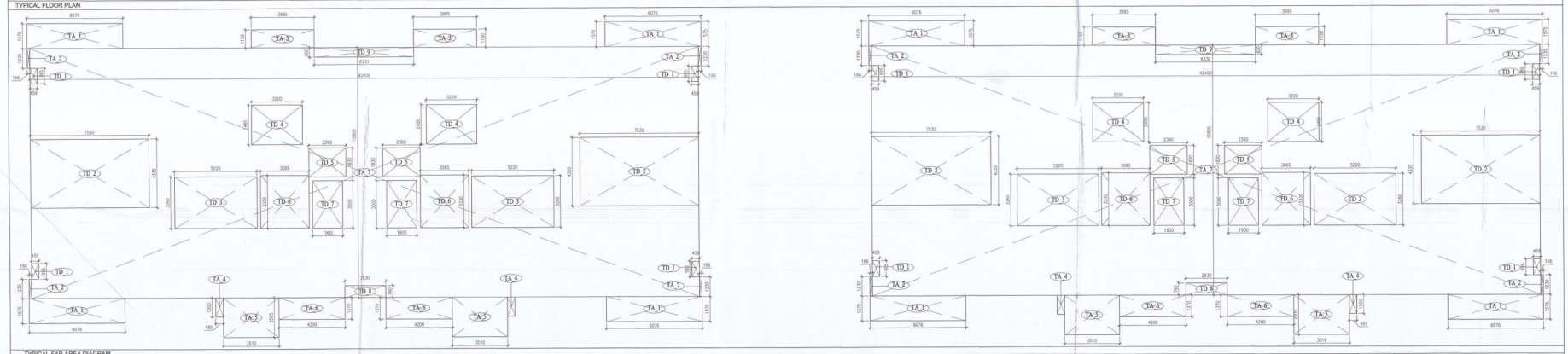

TYPICAL FAR AREA DIAGRAM

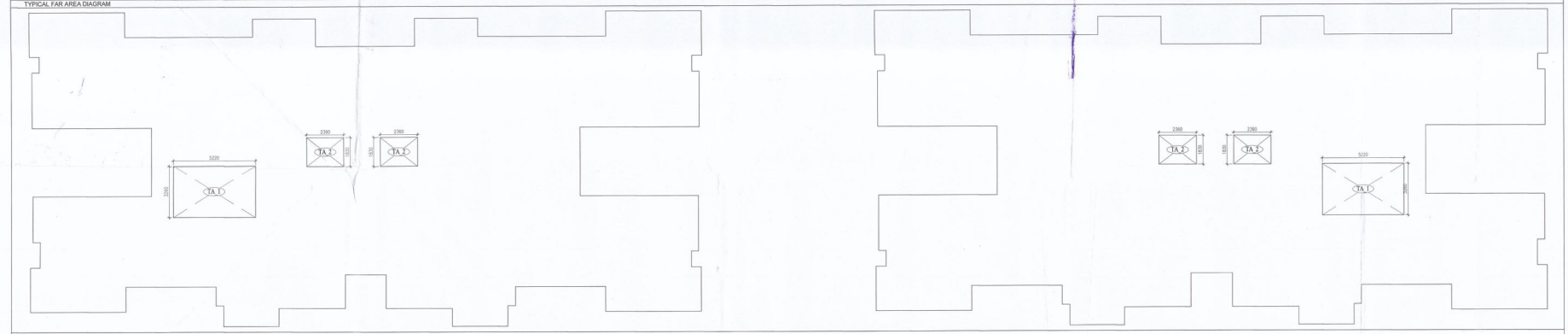

TYPICAL FLOOR NON FAR AREA DIAGRAM

Area Statement for Typical Floor (F.A.R)

S.no.	Description	Type	Number	Dimension		Calculation	Answer	Unit
Addition								
1	S_A_1	Rectangle	8	6.076	1.575	Length X breadth	76.558	
2	S_A_2	Rectangle	8	0.166	1.230	Length X breadth	1.633	
3	S_A_3	Rectangle	4	3.995	1.150	Length X breadth	18.377	
4	S_A_4	Rectangle	4	0.485	1.200	Length X breadth	2.328	
5	S_A_5	Rectangle	4	3.510	2.505	Length X breadth	35.170	
6	S_A_6	Rectangle	4	4.200	1.370	Length X breadth	23.016	
7	S_A_7	Rectangle	2	42.400	15.805	Length X breadth	1340.264	
						Total Addition area=	**1497.346**	**SQM.**
Deductions								
1	S_D_1	Rectangle	8	0.459	0.995	Length X breadth	3.654	
2	S_D_2	Rectangle	4	7.530	4.335	Length X breadth	130.570	
3	S_D_3	Rectangle	4	5.220	3.260	Length X breadth	68.069	
4	S_D_4	Rectangle	4	3.220	2.495	Length X breadth	32.136	
5	S_D_5	Rectangle	4	2.360	1.830	Length X breadth	17.275	
6	S_D_6	Rectangle	4	3.065	3.330	Length X breadth	40.826	
7	S_D_7	Rectangle	4	1.900	3.000	Length X breadth	22.800	
8	S_D_8	Rectangle	2	2.630	0.760	Length X breadth	3.998	
9	S_D_9	Rectangle	2	6.330	0.600	Length X breadth	7.596	
						Total Deduction area =	**326.923**	**SQM.**
						Total Typical Floor F.A.R Area (Addition-Deduction) =	**1170.423**	**SQM.**

TYPICAL FLOOR FAR AREA STATEMENT

TOTAL FAR OF STILT FLOOR	**245.369**	**SQM.**
TOTAL NO. OF TYPICAL FLOORS	**8**	**SQM.**
TOTAL FAR TYPICAL FLOOR	**1170.423**	**SQM.**
TOTAL FAR TYPICAL FLOORS (1ST. TO 8TH.)	**9363.387**	**SQM.**
TOTAL FAR OF (S+8) =TOTAL FAR FOR TYPICAL +STILT FLOOR FAR =	**9608.756**	**SQM.**

SUMMARY

Area Statement for Typical Foor Non F.A.R

S.no.	Description	Type	Number	Dimension		Calculation	Answer	Unit
Addition								
1	T_A_1	Rectangle	2	5.220	3.260	Length X breadth	34.034	
2	T_A_2	Rectangle	4	2.360	1.830	Length X breadth	17.275	
						Total Typical Floor NON F.A.R Area =	**51.310**	**SQM.**

TYPICAL FLOOR NON FAR AREA STATEMENT

DOOR WINDOW SCHEDULE

S.NO.	ITEM	SIZE	CILL LEVEL	LINTEL LEVEL
01	FD	1320X2100	--	2100
02	D	1050X2100	--	2100
03	D1	900X2100	--	2100
04	D2	900X2400	--	2400
05	D3	750X2100	--	2100
06	SD	2400X2400	--	2400
07	W	1250X1500	900	2400
08	W1	1350X1500	900	2400
09	W2	1015X1500	900	2400
10	W3	1085X1500	900	2400
11	W4	1085X1500	900	2400
12	W5	1800X1500	900	2400
13	W6	1075X1500	900	2400
14	W7	2120X1500	900	2400
15	W8	900X1500	900	2400
16	W9	1970X1500	900	2400
17	V	600X1200	1200	2400

PROJECT TITLE

(SAGA CRESENT PARC, GHAZIABAD)
ADDITIONAL BLOCK AT INTEGRATED TOWNSHIP
AT VILLAGE SHAHPUR BAMHETA
(PROPOSED GROUP HOUSING AT PLOT NO.- G.H - 2)

Client

Regd. Address
SAAMAG CONSTRUCTION LTD.
B-67,Sarita Vihar, New Delhi 110076

Correspondence Address
SAAMAG CONSTRUCTION LTD.
72 B, Sec. 57, Noida (UP)

ARCHITECT

RAJIV KHANNA & ASSOCIATES (P.) LTD.
727 Sec-15 (II), Gurgaon
TELE / FAX : 0124-4035727
e-mail:sabeenakhanna@hotmail.com

CONSULTANTS

Structures
CIVTECH CONSULTANTS PVT LTD
A-45, SECTOR-4, NOIDA - 201301
PHONE NO: 0120-2544084
E-mail - projects@civtech.in

Electrical/Mechanical
MAXMEP CONSULTANTS
A-44,LGF,Dayanand Colony,Lajpat Nager,
New Delhi-110024
Ph.: 91-11-46783334,2648334
M. : 91-9818250175
email : pawan@maxmep.com

Plumbing & HVAC
PARADISE CONSULTANTS
G-76C, Shaheen Bagh
Near Kalindi Kunj
New Delhi - 110025
TEL: 24528427
Email -paradiseconsultants@gmail.com

GENERAL NOTES

1. ALL DIMENSIONS ARE IN MM

RAJIV KHANNA
ARCHITECT CA/86/6037

ARCHITECT SIGNATURE

RAJIV KHANNA & ASSOCIATES(P). LTD.
727 Sec-15 (II), Gurgaon
TELE / FAX : 0124-4035727
e-mail: sabeena@studiokla.com

Saamag Construction Ltd.
Director

OWNER SIGNATURE

Regd. Address
SAAMAG CONSTRUCTION LTD.
B-67,Sarita Vihar
New Delhi 110076

Correspondence Address
SAAMAG CONSTRUCTION LTD.
72 B, Sec. 57, Noida (UP)

DRAWING TITLE

TOWER D
TYPICAL FLOOR PLAN,AREA
DIAGRAM & STATEMENT

SCALE: 1:100

DRAWING NO. 5/9

RAJIV KHANNA & ASSOCIATES