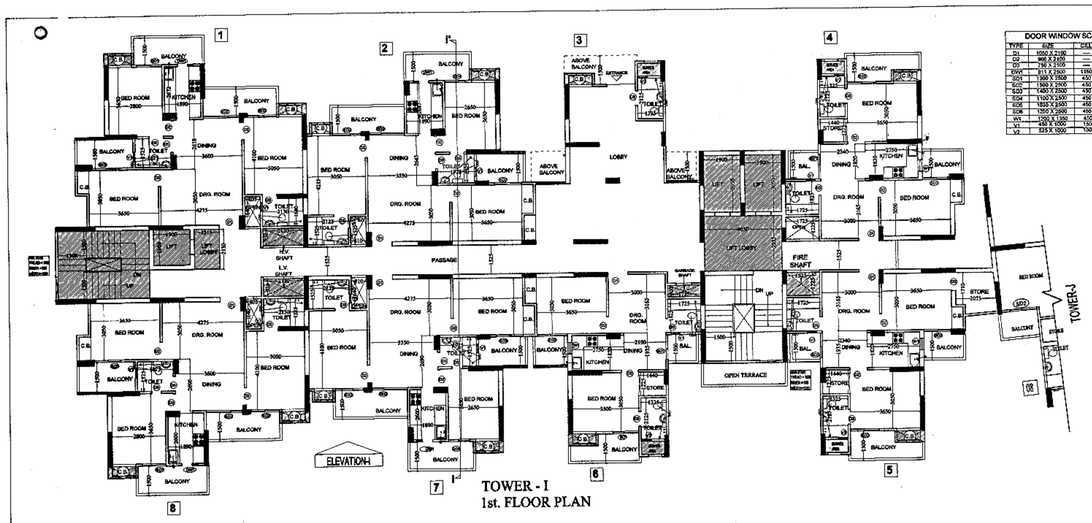

TOWER - I
1st. FLOOR PLAN

DOOR WINDOW SCHEDULE			
TYPE	SIZE	SILL	LINTEL
D1	1050 X 2100	---	2100
D2	900 X 2100	---	2100
D3	750 X 2100	---	2100
D3W	813 X 2600	1350	2600
SD1	900 X 1950	450	2500
SD2	1500 X 2500	450	2500
SD3	1400 X 2500	450	2500
SD4	1100 X 2400	450	2500
SD5	1800 X 2400	450	2500
SD6	1350 X 2400	450	2500
W1	1500 X 1300	450	2500
V1	450 X 1000	1900	2500
V2	525 X 1000	1900	2500

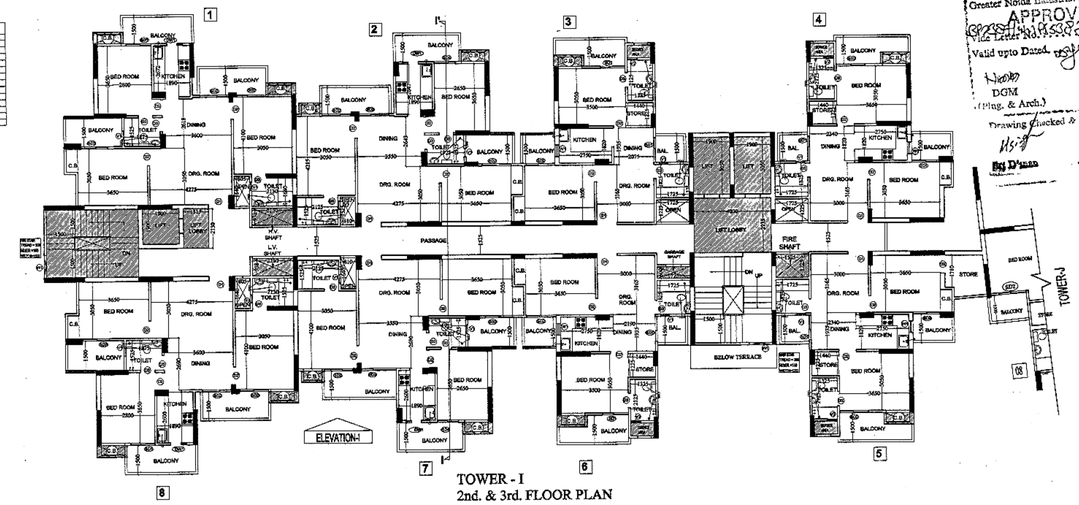

TOWER - I
2nd. & 3rd. FLOOR PLAN

Greater Noida Industrial Dev. Authority
APPROVED
Vide Letter No. 11858 Dated 13/06/2014
Valid upto Dated .....
DGM (Plng. & Arch.)
Gen. Manager (Plng. & Arch.)
Drawing Checked & Verified By

NOTE :-
- ANY HABITABLE ROOM, TOILET, KITCHEN NOT NATURALLY VENTILATED ARE MECHANICALLY VENTILATED.
- FIRE ESCAPE STAIR CASE IS PRESURIZED TYPE AS PER N.B.C.

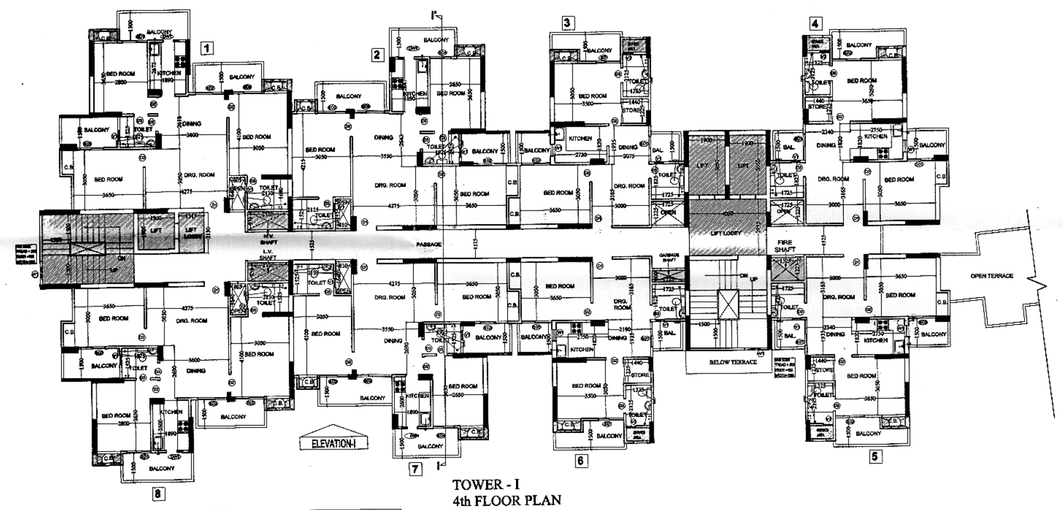

TOWER - I
4th FLOOR PLAN

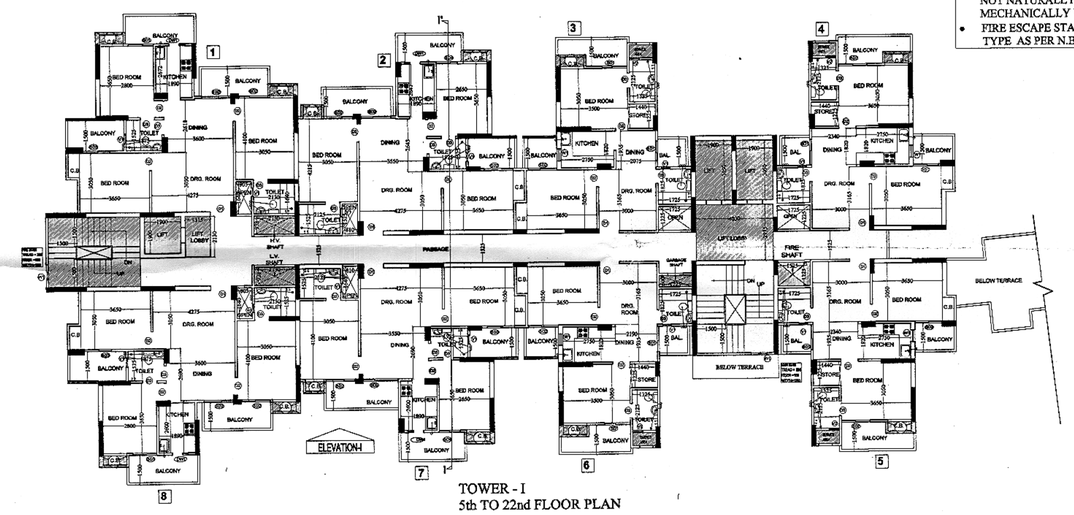

TOWER - I
5th TO 22nd FLOOR PLAN

A TOWER - I AREA STATEMENT (PROPOSED IN METER SQUARE)						
S. No.	PARTICULARS	AREA ALLOW. NON FAR	AREA ALLOW. F.A.R. AREA	UNITS	15% MUNITY AREA	15% FACILITY AREA
		1	2	3	4	5
1	BASEMENT (NON-FAR)					
2	GROUND/STILT FLOOR (NON-FAR)	741.50	54.62	—		27.71
3	1st FLOOR (RESIDENTIAL)		648.91	07		67.33
4	2nd FLOOR (RESIDENTIAL)		648.98	08		67.33
5	3rd FLOOR (RESIDENTIAL)		648.98	08		67.33
6	4th FLOOR (RESIDENTIAL)		644.04	08		67.33
7	5th FLOOR (RESIDENTIAL)		644.04	08		67.33
8	6th FLOOR (RESIDENTIAL)		644.04	08		67.33
9	7th FLOOR (RESIDENTIAL)		644.04	08		67.33
10	8th FLOOR (RESIDENTIAL)		644.04	08		67.33
11	9th FLOOR (RESIDENTIAL)		644.04	08		67.33
12	10th FLOOR (RESIDENTIAL)		644.04	08		67.33
13	11th FLOOR (RESIDENTIAL)		644.04	08		67.33
14	12th FLOOR (RESIDENTIAL)		644.04	08		67.33
15	13th FLOOR (RESIDENTIAL)		644.04	08		67.33
16	14th FLOOR (RESIDENTIAL)		644.04	08		67.33
17	15th FLOOR (RESIDENTIAL)		644.04	08		67.33
18	16th FLOOR (RESIDENTIAL)		644.04	08		67.33
19	17th FLOOR (RESIDENTIAL)		644.04	08		67.33
20	18th FLOOR (RESIDENTIAL)		644.04	08		67.33
21	19th FLOOR (RESIDENTIAL)		644.04	08		67.33
22	20th FLOOR (RESIDENTIAL)		644.04	08		67.33
23	21th FLOOR (RESIDENTIAL)		644.04	08		67.33
24	22th FLOOR (RESIDENTIAL)		644.04	08		67.33
25	TERRACE					
26	FIRE STAIR SHAFT				20.10	
27	SERVICE STAIR SHAFT				22.08	
28	MACHINE ROOM				22.30	
29	WATER TANK (RESIDENTIAL)				22.08	
30	TOTAL	741.50	14,336.39	170	86.57	1,506.57

TOTAL GROUND COVERAGE OF THE TOWER - I
=TOTAL STILT AREA = 824.03 SQ. M.

STILT CAR PARKING AREA (NON F.A.R AREA)
= TOTAL STILT AREA = 824.03 - (STILT F.A.R + FACILITY OF STILT)
= 824.03 - (54.62 + 27.71) =741.50 SQ. M.

15% TOTAL FACILITY AREA OF STILT/PODIUM
= FIRE STAIR CASE + SERVICE SHAFT
= 20.57 + 7.14 = 27.71 SQ.M.

15% TOTAL FACILITY AREA OF 1st. FLOOR
= FIRE STAIR CASE + SERVICE SHAFT + SERVICE AREA
+ LIFT LOBBY AREA + LIFT SHAFT + CUPBOARD
= 16.29 + 7.14 + 3.23 + 14.62 + 15.20 + 10.85 = 67.33 SQ.M

15% TOTAL FACILITY AREA OF 2nd. TO 22th. FLOOR
= FIRE STAIR CASE + SERVICE SHAFT + SERVICE AREA
+ LIFT LOBBY AREA + LIFT SHAFT + CUPBOARD
= 16.29 + 7.14 + 3.23 + 14.62 + 15.20 + 10.85 = 67.33 SQ.M

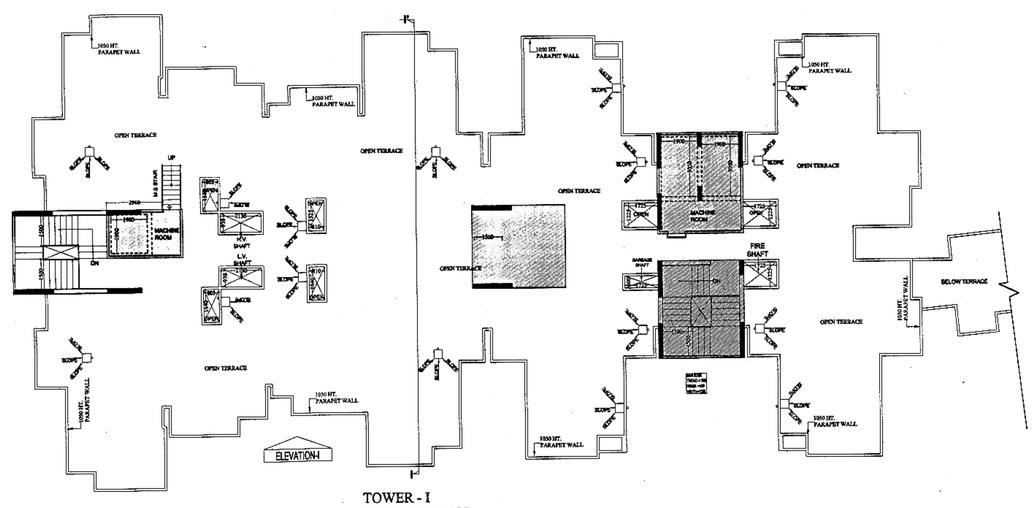

TOWER - I
TERRACE PLAN

PROJECT :-
PROPOSED RESIDENTIAL COMPLEX AT PLOT NO - GH - 03, SEC- 16B, GREATER NOIDA (U.P)

BUILDERS & PROMOTER :-
A.P.V. REALTY LTD.

DRAWING TITLE :- TOWER - I

1st. TO 22th FLOOR PLAN
TERRACE PLAN

Space Designers
architects & planners

ARCHITECTS :
Space Designers International Architects Pvt. Ltd.
5 / 1306, VASUNDHARA, GHAZIABAD
PH : 0120-4125241, MOB: 9810070291 , 9810376291
e-mail : spaceid@gmail.com, www.spaceid.com

DRAWN BY :-	CHECKED BY :-	SCALE	DATED :-
SANJAY	VISHAL	1 : 150	------

For APV Realty Ltd.
Authorised Signatory
OWNER'S SIGN

ARCHITECT'S SIGN.

DRG.NO. - 40