III 237/17

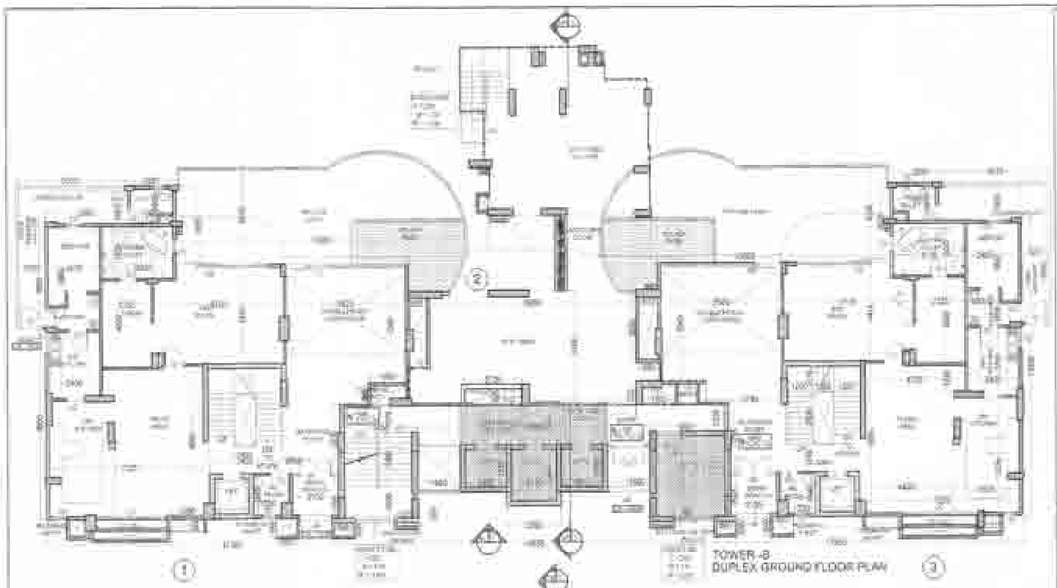

TOWER -B
DUPLEX GROUND FLOOR PLAN

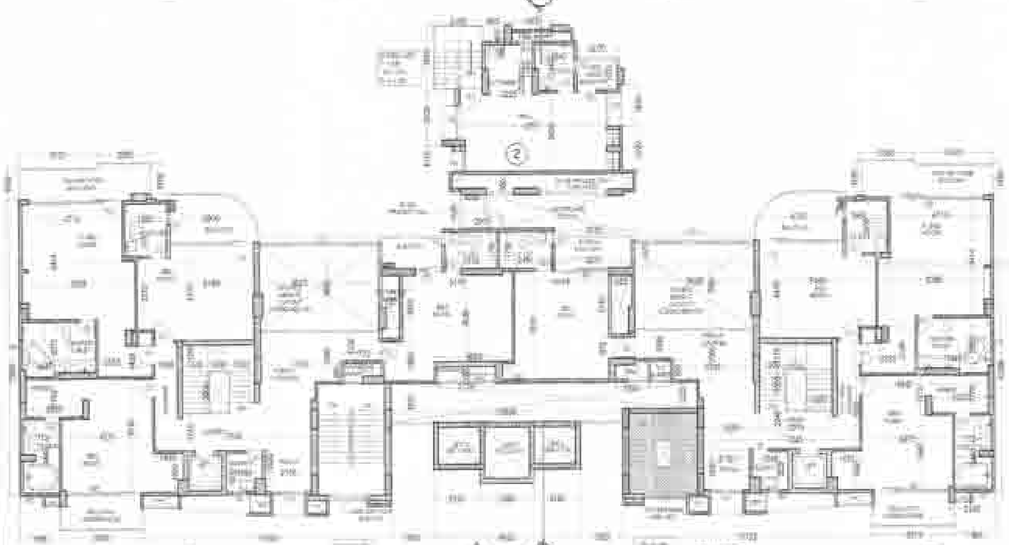

TOWER -B
DUPLEX FIRST FLOOR PLAN

TOWER -B
SECOND FLOOR PLAN

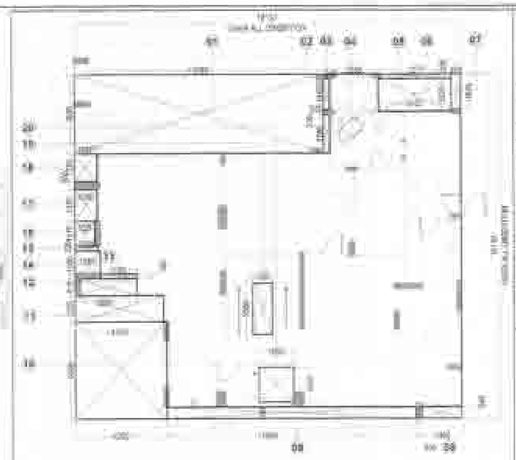

FLAT NO. - 1 & 3
GROUND FLOOR-TOWER-B
F.A.R. AREA DETAIL

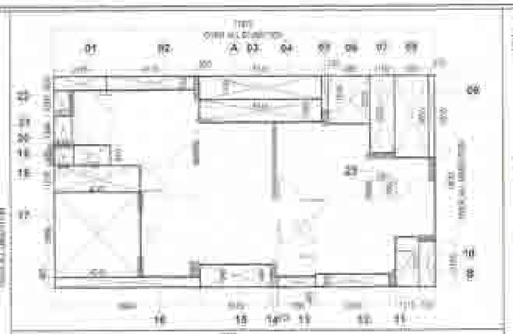

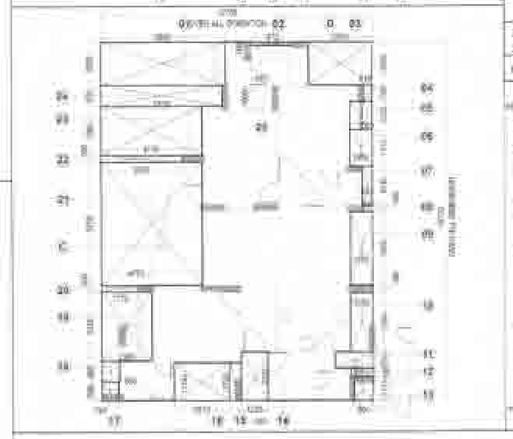

FLAT NO. - 2
2nd TO 27th FLOOR
F.A.R. AREA DETAIL OF FLAT NO.-2

FLAT NO. - 1 & 3 ARE SIME
2nd TO 27th FLOOR
F.A.R. AREA DETAIL OF FLAT NO.-1

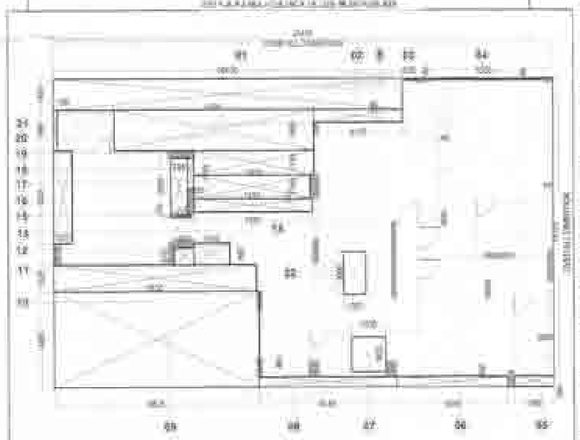

FLAT NO. - 1 & 3
FIRST FLOOR-TOWER-B
F.A.R. AREA DETAIL OF FLAT NO.-1

S.N.	DIMENSIONS			AREA
1	11.000	x	3.000	33.000
2	6.100	x	0.700	4.270
3	0.800	x	0.080	0.064
4	0.550	x	0.080	0.044
5	0.800	x	0.080	0.064
6	3.245	x	0.480	1.558
7	3.000	x	1.525	4.575
8	6.400	x	0.460	2.944
9	5.520	x	4.680	25.834
10	9.000	x	1.325	11.925
11	2.000	x	0.800	1.600
12	0.550	x	0.610	0.335
13	0.550	x	0.610	0.335
14	0.550	x	1.100	0.605
15	0.550	x	0.480	0.264
16	0.800	x	0.530	0.424
17	0.700	x	2.000	1.400
18	0.800	x	1.400	1.120
19	0.550	x	1.100	0.605
20	0.380	x	1.500	0.570
21	0.100	x	0.900	0.090
22	1.000	x	2.000	2.000
TOTAL				109.100

NET F.A.R AREA = (33.480 X 24.379) - (0.559+0.239)

FLAT NO. - 2
FIRST FLOOR-TOWER-B
F.A.R. AREA DETAIL OF FLAT NO.-2

TOWER - B
A) AREA STATEMENT (PROPOSED IN METER SQUARE)

BASEMENT FLOOR					
GROUND FLOOR					
1ST FLOOR					
2ND FLOOR					
3RD FLOOR					
4TH FLOOR					
5TH FLOOR					
6TH FLOOR					
7TH FLOOR					
8TH FLOOR					
9TH FLOOR					
10TH FLOOR					
11TH FLOOR					
12TH FLOOR					
13TH FLOOR					
14TH FLOOR					
15TH FLOOR					
16TH FLOOR					
17TH FLOOR					
18TH FLOOR					
19TH FLOOR					
20TH FLOOR					
21ST FLOOR					
22ND FLOOR					
23RD FLOOR					
24TH FLOOR					
25TH FLOOR					
26TH FLOOR					
27TH FLOOR					
TERRACE FLOOR					
TOWER TERRACE FLOOR					
MUMTY FLOOR					
TOTAL					

F.A.R. AREA DETAIL OF BASEMENT FLOOR

FLAT NO.	FLAT AREA	NO. OF FLAT	TOTAL AREA
FLAT NO. - 01			
FLAT NO. - 02			
TOTAL AREA (FLAT)			

F.A.R. AREA DETAIL OF GROUND FLOOR (DUPLEX FLOOR)

FLAT NO.	FLAT AREA	NO. OF FLAT	TOTAL AREA
FLAT NO. - 01			
FLAT NO. - 02			
TOTAL AREA (FLAT)			
STILT AREA OF G.FLOOR			
CIRCULATION AREA OF G.FLOOR			
TOTAL GROUND FLOOR F.A.R. AREA DETAIL			

F.A.R. AREA DETAIL OF 1st. FLOOR (DUPLEX FLOOR)

FLAT NO.	FLAT AREA	NO. OF FLAT	TOTAL AREA
FLAT NO. - 01 (DUPLEX)			
FLAT NO. - 02 (DUPLEX)			
TOTAL AREA (FLAT)			
CIRCULATION AREA OF 1st. FLOOR			
F.A.R. AREA OF EXTENDED BALCONY AREA			
TOTAL FIRST FLOOR F.A.R. AREA DETAIL			

F.A.R. AREA DETAIL OF TYPICAL FLOOR

FLAT NO.	FLAT AREA	NO. OF FLAT	TOTAL AREA
FLAT NO. - 01			
FLAT NO. - 02			
TOTAL AREA (FLAT)			
CIRCULATION AREA OF TYPICAL FLOOR (TYPICAL FLOOR)			
F.A.R. AREA OF EXTENDED BALCONY AREA			
TOTAL TYPICAL FLOOR F.A.R. AREA DETAIL			

DASNAC

KEY PLAN



ARCHITECTS : DESIGNARCH

REVISED SUBMISSION DRAWING

OWNER:
E-HOMES INFRASTRUCTURE PVT LTD
DASNAC ANNEXE 1, 28 A, KG MARG, DELHI

JOB TITLE:
THE JEWEL OF NOIDA
(PROPOSED GHS OF SECTOR 75)
NOIDA GAUTAM BUDH NAGAR (U.P.)

DRAWING TITLE:
TOWER B - AREA PLAN, FLOOR PLAN, ELEVATION AND SECTION

ARCHITECT'S SIGN | REGISTRATION SIGN

JOB NO. | DRAWING NO. A07 (A)

DASNAC

KEY PLAN

Architects: DESIGNARCH

REVISED SUBMISSION DRAWING

OWNER:
E-HOMES INFRASTRUCTURE PVT LTD
DASNAC NAGDE 1 (A.K. KG MARG) DELHI

Job Title:
THE JEWEL OF NOIDA
PLOT NO-M SECT-01 SECTOR-75
NOIDA SALTCHNOON (MAHA AUTH)

DRAWING TITLE
TOWER B - AREA PLAN, FLOOR PLAN
ELEVATION AND SECTION

Job No.:

Drawing No.
A07 (B)

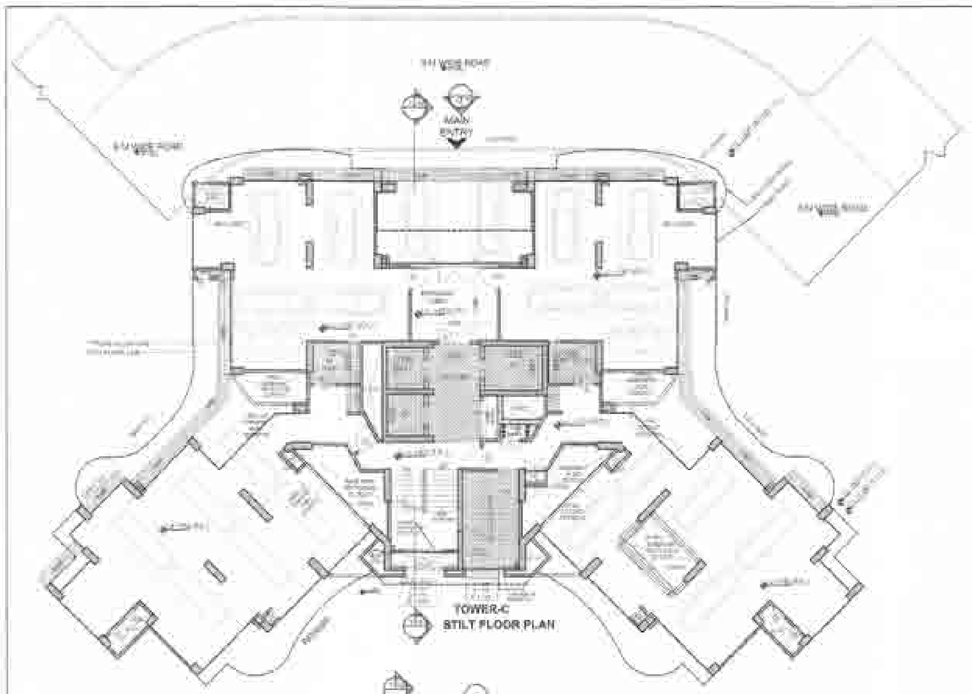

TOTAL AREA OF STILT FLOOR

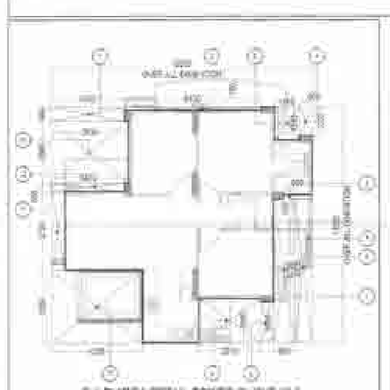

F.A.R AREA DETAIL TOWER C UNIT-3&4

F.A.R AREA DETAIL TOWER C UNIT-3&4

DEDUCTION AREA

S.N.	DIMENSIONS			AREA(SQ.M)
1	3.430	x	0.650	2.230
2	6.430	x	0.150	0.965
3	1.185	x	1.540	1.825
4	0.000	x	1.355	0.813
5	0.500	x	0.205	0.103
6	0.840	x	6.935	5.825
7	0.985	x	6.735	6.634
8	0.995	x	2.910	2.136
9	2.010	x	2.000	5.995
10	4.255	x	3.380	14.382
11	0.625	x	3.710	2.319
12	3.430	x	0.395	1.355
13	3.630	x	2.860	10.381
	TOTAL			54.071

NET FAR AREA = (12.250x11.025)-54.071
= 135.056 - 54.071 = 80.98

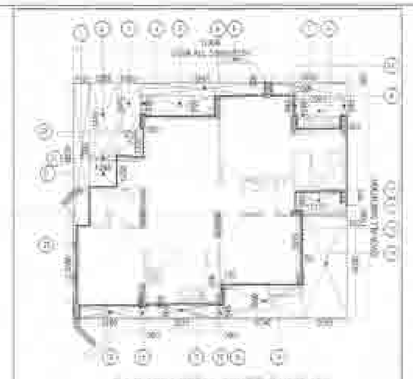

F.A.R AREA DETAIL TOWER C UNIT-1&2

F.A.R AREA DETAIL TOWER C UNIT-1&2

DEDUCTION AREA

S.N.	DIMENSIONS			AREA(SQ.M)
1	0.135	x	0.610	0.082
2	1.220	x	3.610	4.403
3	1.000	x	1.075	1.075
4	4.200	x	0.570	2.394
5	2.100	x	0.800	1.680
6	5.840	x	0.600	3.504
7	4.525	x	0.600	2.715
8	2.000	x	1.540	3.080
9	0.800	x	3.040	2.240
10	1.120	x	0.880	0.986
11	0.600	x	0.400	0.120
12	0.080	x	1.270	0.102
13	0.080	x	1.540	0.123
14	4.760	x	1.260	5.998
15	0.110	x	0.400	0.044
16	0.110	x	0.640	0.070
17	0.270	x	0.600	0.162
18	0.110	x	0.130	0.014
19	2.740	x	0.600	1.644
20	0.110	x	0.880	0.097
21	0.200	x	1.260	0.252
22	1.600	x	0.200	0.320
23	1.120	x	0.840	0.940
24	0.110	x	0.840	0.092
	TOTAL			31.267

NET FAR AREA = (12.250x11.025)-31.267
= 135.056 - 31.267 = 103.789

TYPICAL FLOOR GARBAGE AREA DETAIL
1ST TO 27TH FLOOR

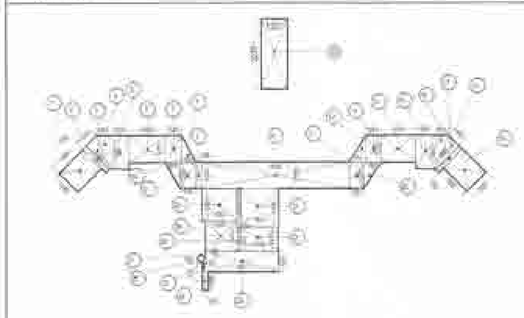

F.A.R. AREA DETAIL OF 1st TO 27th FLOOR

FLAT NO.	FLAT AREA	NO. OF FLAT	TOTAL AREA
FLAT NO. - 01 & 02 ARE SAME	150.00	2No	300.00 SQ.M
FLAT NO. - 03 & 04 ARE SAME	92.28	2No	184.56 SQ.M
TOTAL AREA (FLAT)		4No	512.884 SQ.M
CIRCULATION AREA OF TYPICAL FLOOR		1No	90.904 SQ.M
EXTENDED BALCONY AREA		1No	5.846 SQ.M
TOTAL 1st FLOOR F.A.R AREA DETAIL			609.634 SQ.M

F.A.R. AREA DETAIL OF GROUND FLOOR (LOBBY AREA)

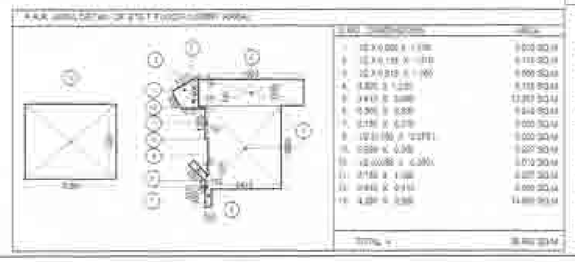

S.NO.	DIMENSIONS	AREA
1	12.3 x 0.000 x 1.100	0.000 SQ.M
2	12.3 x 0.135 x 0.610	0.110 SQ.M
3	12.3 x 0.610 x 1.100	6.888 SQ.M
4	0.800 x 1.220	0.110 SQ.M
5	3.610 x 0.800	12.353 SQ.M
6	0.500 x 0.800	0.640 SQ.M
7	0.135 x 0.270	0.036 SQ.M
8	12.0 (0.6) x 0.270	0.000 SQ.M
9	0.000 x 0.000	0.000 SQ.M
10	12.0 (0.6) x 0.000	0.000 SQ.M
11	0.135 x 0.000	0.000 SQ.M
12	3.610 x 0.000	0.000 SQ.M
13	0.000 x 0.000	0.000 SQ.M
14	0.000 x 0.000	0.000 SQ.M
	TOTAL =	20.142 SQ.M

TOWER - C
A AREA STATEMENT (PROPOSED IN METER SQUARE)

1	STILT FLOOR	555.104	[illegible]		[illegible]
2	1st FLOOR		[illegible]	[illegible]	[illegible]
3	2nd FLOOR		[illegible]	[illegible]	[illegible]
4	3rd FLOOR		[illegible]	[illegible]	[illegible]
5	4th FLOOR		[illegible]	[illegible]	[illegible]
6	5th FLOOR		[illegible]	[illegible]	[illegible]
7	6th FLOOR		[illegible]	[illegible]	[illegible]
8	7th FLOOR		[illegible]	[illegible]	[illegible]
9	8th FLOOR		[illegible]	[illegible]	[illegible]
10	9th FLOOR		[illegible]	[illegible]	[illegible]
11	10th FLOOR		[illegible]	[illegible]	[illegible]
12	11th FLOOR		[illegible]	[illegible]	[illegible]
13	12th FLOOR		[illegible]	[illegible]	[illegible]
14	13th FLOOR		[illegible]	[illegible]	[illegible]
15	14th FLOOR		[illegible]	[illegible]	[illegible]
16	15th FLOOR		[illegible]	[illegible]	[illegible]
17	16th FLOOR		[illegible]	[illegible]	[illegible]
18	17th FLOOR		[illegible]	[illegible]	[illegible]
19	18th FLOOR		[illegible]	[illegible]	[illegible]
20	19th FLOOR		[illegible]	[illegible]	[illegible]
21	20th FLOOR		[illegible]	[illegible]	[illegible]
22	21st FLOOR		[illegible]	[illegible]	[illegible]
23	22nd FLOOR		[illegible]	[illegible]	[illegible]
24	23rd FLOOR		[illegible]	[illegible]	[illegible]
25	24th FLOOR		[illegible]	[illegible]	[illegible]
26	25th FLOOR		[illegible]	[illegible]	[illegible]
27	26th FLOOR		[illegible]	[illegible]	[illegible]
28	27th FLOOR		[illegible]	[illegible]	[illegible]
29	TERRACE FLOOR		—		
30	FIRE SAFETY				[illegible]
31	MACHINE ROOM				[illegible]
32	OVERHEAD TANK				[illegible]
33	[illegible]	[illegible]	[illegible]	[illegible]	[illegible]
34					
	TOTAL GROUND CO-VERAGE OF THE TOWER				[illegible] SQ.M

DASNAC

KEY PLAN:

Architects DESIGNARCH Consultants PVT. LTD.

REVISED SUBMISSION DRAWING

OWNER:
E-HOMES INFRASTRUCTURE PVT LTD

Job Title:
THE JEWEL OF NOIDA
PLOT NO-14, SECT-CITY, SECTOR-18
KASNA, GAUTAM BUDH NAGAR, (U.P.)

DRAWING TITLE:
TOWER C & E - AREA PLAN, FLOOR PLAN, ELEVATION AND SECTION

ARCHITECT'S SIGN | PROPERTIES SIGN

Job No. | Drawing No.: A08 (A)

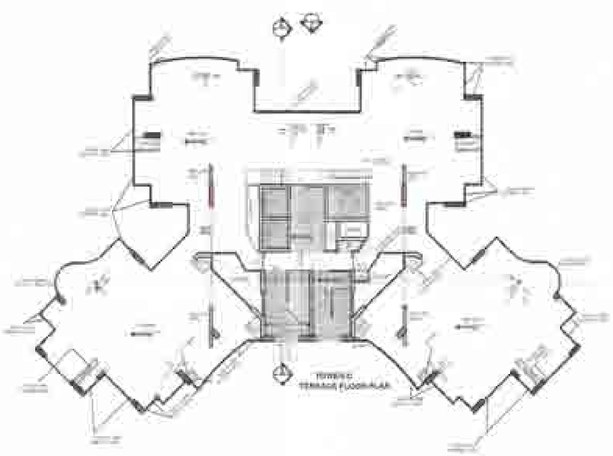





DASNAC

KEY PLAN

ARCHITECTS DESIGNAREA CONSULTANTS PVT LTD

REVISED SUBMISSION DRAWING

OWNER
E-HOMES INFRASTRUCTURE PVT LTD
DASNAC AREA-1, SR-A, YEIDA, DELHI

Job Title
THE JEWEL OF NOIDA
PLOT NO.14, GOLF CITY, SECTOR-75
NOIDA (AUTHORITY) GAUTAM BUDH NAGAR (U.P.)

DRAWING TITLE
TOWER C & E - AREA PLAN, FLOOR PLAN, ELEVATION AND SECTION

DRAWN BY | CHECKED BY

DATE | SCALE

DWG. NO.
A08 (B)

GROUND FLOOR PLAN
TOWER-D

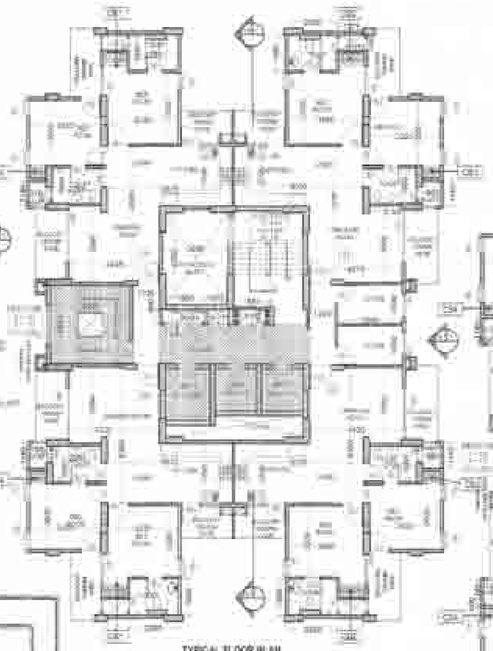

TYPICAL FLOOR PLAN
2ND TO 6TH & 12TH TO 26
TOWER-D

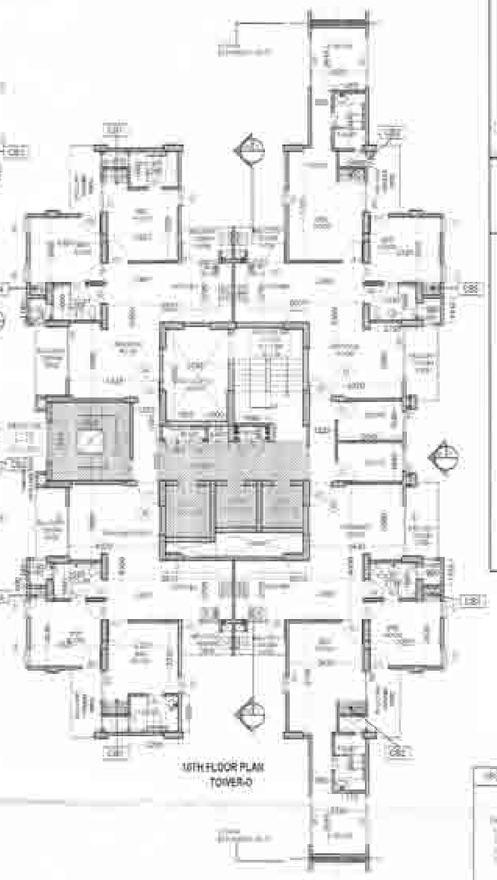

18TH FLOOR PLAN
TOWER-D

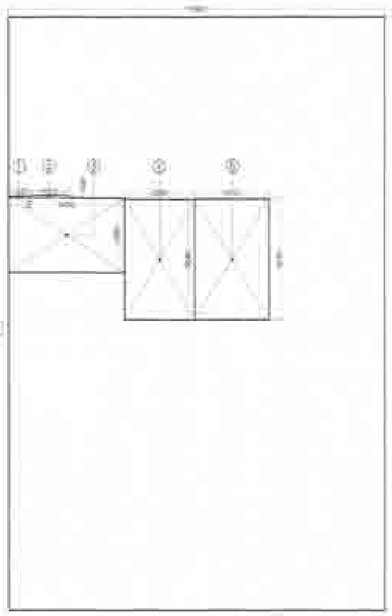

TOTAL FACILITY AREA DETAIL OF
GROUND FLOOR

FIRST FLOOR PLAN
TOWER-D

TOWER - D
AREA STATEMENT - (PROPOSED 44 METER ROADWIDTH)

S.NO.	USE/FLOOR	AREA IN SQ.MTRS. (GROUND COVERAGE)	AREA IN SQ.MTRS. (FLOOR AREA)	FAR	FLOOR AREA RATIO
					1
1	B FLOOR	10.00	10.00		10.00
2	C-D-E FLOOR		30.00		30.00
3	F-G-H FLOOR		30.00		30.00
4	I-J-K FLOOR		30.00		30.00
5	L-M-N FLOOR		30.00		30.00
6	O-P-Q FLOOR		30.00		30.00
7	R-S-T FLOOR		30.00		30.00
8	U-V-W FLOOR		30.00		30.00
9	X-Y-Z FLOOR		30.00		30.00
10	AA-BB FLOOR		30.00		30.00
11	CC-DD FLOOR		30.00		30.00
12	EE-FF FLOOR		30.00		30.00
13	GG-HH FLOOR		30.00		30.00
14	II-JJ FLOOR		30.00		30.00
15	KK-LL FLOOR		30.00		30.00
16	MM-NN FLOOR		30.00		30.00
17	OO-PP FLOOR		30.00		30.00
18	QQ-RR FLOOR		30.00		30.00
19	SS-TT FLOOR		30.00		30.00
20	UU-VV FLOOR		30.00		30.00
21	WW-XX FLOOR		30.00		30.00
22	YY-ZZ FLOOR		30.00		30.00
23	AAA-BBB FLOOR		30.00		30.00
24	CCC-DDD FLOOR		30.00		30.00
25	EEE-FFF FLOOR		30.00		30.00
26	GGG-HHH FLOOR		30.00		30.00
27	ETAGE FLOOR				
28					
29					
30					
31					
32					

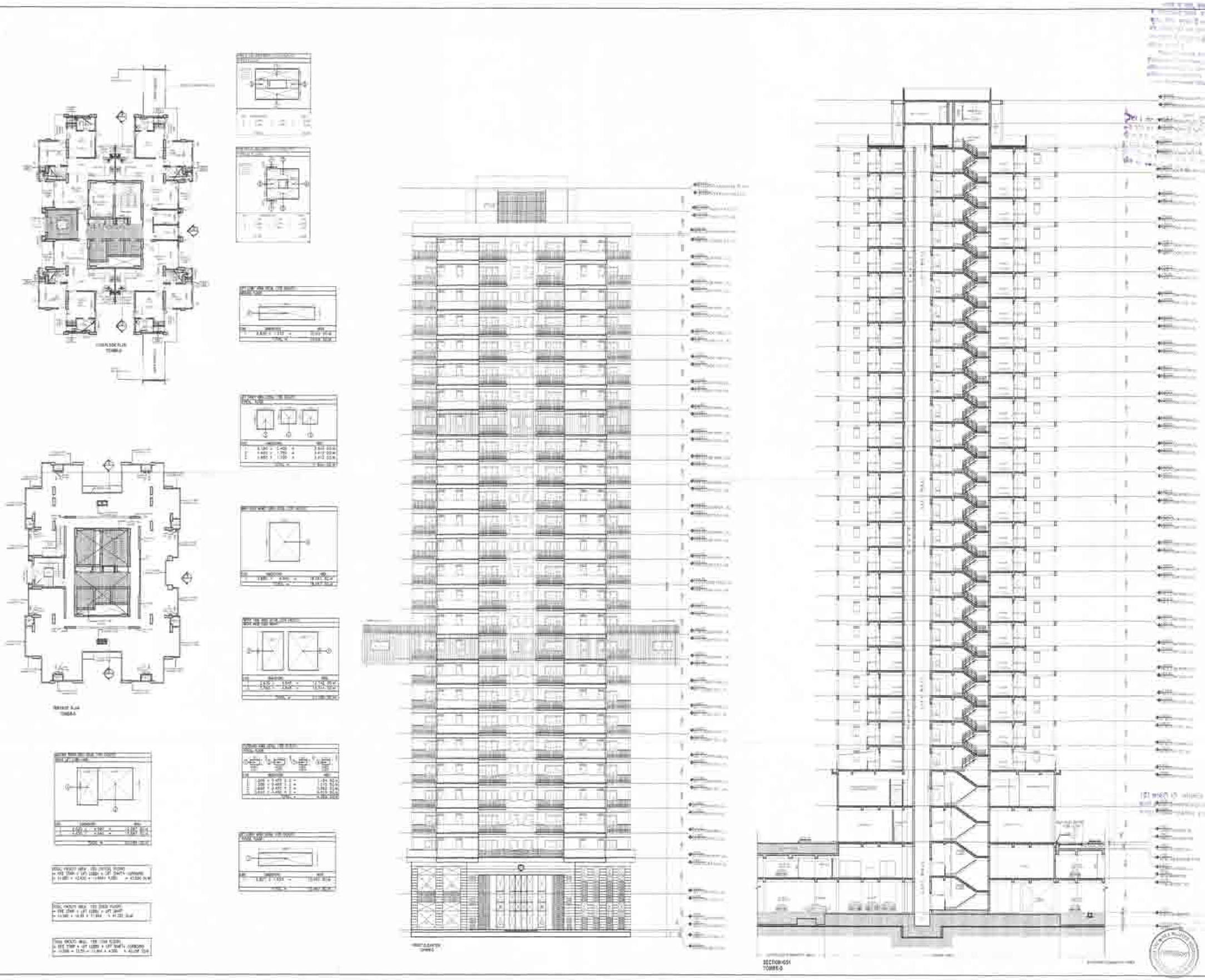

DASNAC

KEY PLAN

REVISED SUBMISSION DRAWING

OWNER(s):
E-HOMES INFRASTRUCTURE PVT LTD.

Job Title:
THE JEWEL OF NOIDA

DRAWING TITLE:
TOWER D - AREA PLAN, FLOOR PLAN, ELEVATION AND SECTION

Job No.

Drawing No.
A09 (B)

TOWER-G
STILT FLOOR PLAN

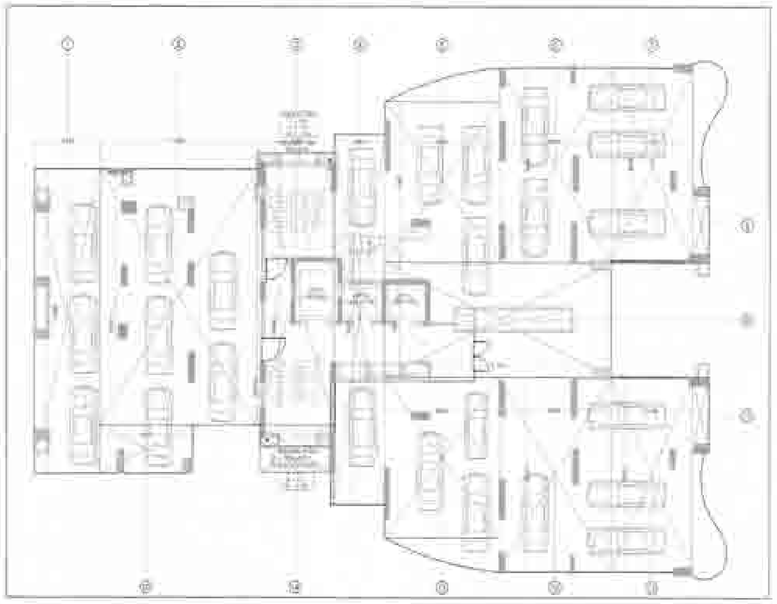

TOWER-G			
TYPICAL STILT FLOOR			
S.NO.	DIMENSIONS		AREA
1	[illegible]		[illegible] SQ.M
2	[illegible]		[illegible] SQ.M
3	[illegible]		[illegible] SQ.M
4	[illegible]		[illegible] SQ.M
5	[illegible]		[illegible] SQ.M
6	[illegible]		[illegible] SQ.M
7	[illegible]		[illegible] SQ.M
8	[illegible]		[illegible] SQ.M
9	[illegible]		[illegible] SQ.M
10	[illegible]		[illegible] SQ.M
11	[illegible]		[illegible] SQ.M
12	[illegible]		[illegible] SQ.M
13	[illegible]		[illegible] SQ.M
14	[illegible]		[illegible] SQ.M
TOTAL =			[illegible] SQ.M

F.A.R. AREA DETAIL OF NO. TO 27 TH. FLOOR

FLAT NO.	FLAT AREA	NO. OF FLAT	TOTAL AREA
[illegible]	[illegible]	[illegible]	[illegible]
[illegible]	[illegible]	[illegible]	[illegible]
TOTAL AREA (S.F)		[illegible]	[illegible]
COVERED AREA OF TYPICAL FLOOR		[illegible]	[illegible]
EXTENDED BALCONY AREA		[illegible]	[illegible]
TOTAL 1st TO 27th F.A.R. AREA DETAIL			[illegible]

TOWER-G
1ST FLOOR TO 27 FLOOR PLAN

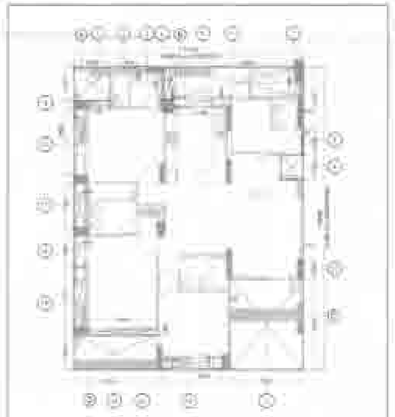

F.A.R AREA DETAIL UNIT-3

DEDUCTION AREA

S.N.	DIMENSIONS			AREA(SQ.M)
1	1.800	x	1.675	3.015
2	1.810	x	0.130	0.235
3	0.213	x	1.300	0.130
4	0.530	x	1.675	0.888
5	2.700	x	0.485	1.309
6	6.250	x	1.490	9.313
7	0.150	x	3.110	0.467
8	0.090	x	1.250	0.094
9	1.100	x	1.150	1.265
10	0.150	x	1.000	0.150
11	3.550	x	4.475	15.886
12	3.560	x	0.600	1.776
13	3.380	x	0.261	0.882
14	4.130	x	1.680	6.938
15	5.600	x	0.970	1.792
16	0.600	x	1.300	0.900
17	0.600	x	2.125	1.275
18	0.600	x	3.195	1.917
19	1.050	x	0.375	0.394
TOTAL				58.701

NET FAR AREA = (11.430X14.940)-58.701 = 122.130

F.A.R AREA DETAIL UNIT-1&2

DEDUCTION AREA

S.N.	DIMENSIONS			AREA(SQ.M)
1	8.540	x	0.170	1.452
2	3.225	x	0.850	2.741
3	4.925	x	0.250	1.231
4	0.105	x	0.400	0.042
5	0.725	x	6.125	4.441
6	0.925	x	5.750	5.319
7	0.600	x	2.805	1.683
8	6.675	x	2.325	15.519
9	3.555	x	0.080	0.284
10	0.705	x	1.365	0.962
11	1.880	x	0.820	1.542
12	1.880	x	1.625	3.055
13	4.165	x	2.395	9.975
14	2.390	x	2.350	5.617
15	0.185	x	2.030	0.376
16	8.390	x	1.605	13.466
17	8.240	x	1.000	8.240
				75.945

TOTAL
NET FAR AREA = (18.620X12.055) -75.945 = 148.319

TOWER - G				
A AREA STATEMENT		PROPOSED IN METER SQUARE		
S. NO.	PARTICULARS	AREA AS PER MAP	AREA PER UNIT	UNITS	TOTAL AREA (SQ.M.)
		1	2	3	4
1	STILT FLOOR	[illegible]	[illegible]	-	[illegible]
2	1st FLOOR		[illegible]	[illegible]	[illegible]
3	2nd FLOOR		[illegible]	[illegible]	[illegible]
4	3rd FLOOR		[illegible]	[illegible]	[illegible]
5	4th FLOOR		[illegible]	[illegible]	[illegible]
6	5th FLOOR		[illegible]	[illegible]	[illegible]
7	6th FLOOR		[illegible]	[illegible]	[illegible]
8	7th FLOOR		[illegible]	[illegible]	[illegible]
9	8th FLOOR		[illegible]	[illegible]	[illegible]
10	9th FLOOR		[illegible]	[illegible]	[illegible]
11	10th FLOOR		[illegible]	[illegible]	[illegible]
12	11th FLOOR		[illegible]	[illegible]	[illegible]
13	12th FLOOR		[illegible]	[illegible]	[illegible]
14	13th FLOOR		[illegible]	[illegible]	[illegible]
15	14th FLOOR		[illegible]	[illegible]	[illegible]
16	15th FLOOR		[illegible]	[illegible]	[illegible]
17	16th FLOOR		[illegible]	[illegible]	[illegible]
18	17th FLOOR		[illegible]	[illegible]	[illegible]
19	18th FLOOR		[illegible]	[illegible]	[illegible]
20	19th FLOOR		[illegible]	[illegible]	[illegible]
21	20th FLOOR		[illegible]	[illegible]	[illegible]
22	21st FLOOR		[illegible]	[illegible]	[illegible]
23	22nd FLOOR		[illegible]	[illegible]	[illegible]
24	23rd FLOOR		[illegible]	[illegible]	[illegible]
25	24th FLOOR		[illegible]	[illegible]	[illegible]
26	25th FLOOR		[illegible]	[illegible]	[illegible]
27	26th FLOOR		[illegible]	[illegible]	[illegible]
28	27th FLOOR		[illegible]	[illegible]	[illegible]
29	TERRACE FLOOR		-	-	-
30	[illegible]		-	-	[illegible]
31	[illegible]		-	-	[illegible]
32	[illegible]		-	-	[illegible]
33	TOTAL	[illegible]	[illegible]	[illegible]	[illegible]
34					

TOTAL GROUND COVERAGE OF THE TOWER=TOTAL STILT AREA=[illegible] SQ.MT.

DASNAC

KEY PLAN

ARCHITECT : DESIGNARCH

REVISED SUBMISSION DRAWING

OWNER:
E-HOMES INFRASTRUCTURE PVT LTD.
[illegible]

Job Title :
THE JEWEL OF NOIDA
[illegible]

DRAWING TITLE
TOWER G - AREA PLAN, FLOOR PLAN ELEVATION AND SECTION

JOB No.

Drawing No.
A10 (A)





SECTION-G51
TOWER-G

RIGHT ELEVATION-1
TOWER-G

DASNAC

KEY PLAN

ARCHITECTS / DESIGNARCH CONSULTANTS

REVISED SUBMISSION DRAWING

CLIENT :
OWNER :
EMAAR INDIA INFRASTRUCTURE PVT LTD

Job Title :
THE JEWEL OF NOIDA

DRAWING TITLE :
TOWER G - AREA PLAN, FLOOR PLAN, ELEVATION AND SECTION

Job No.

Drawing No.
A10 (B)