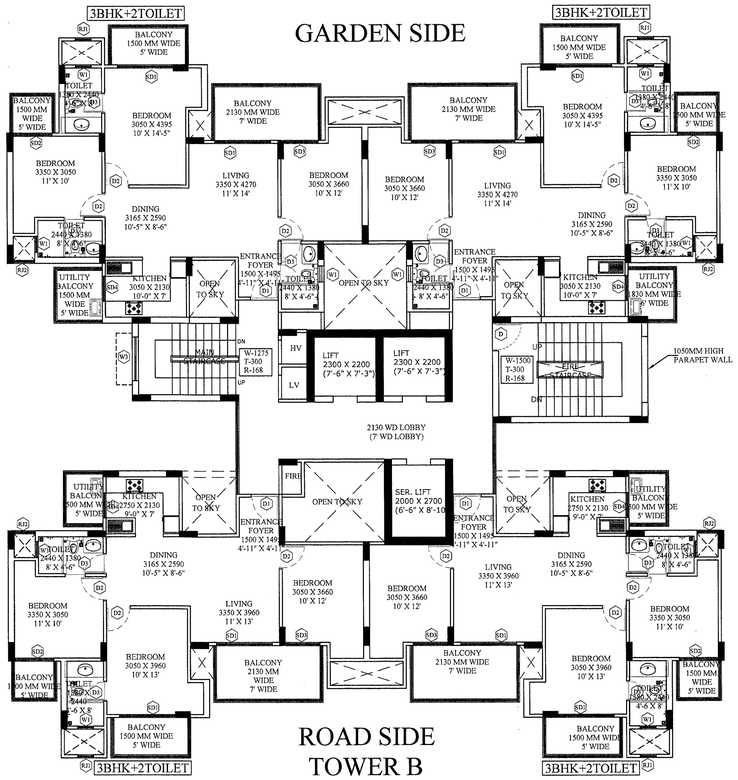

ROAD SIDE
TOWER B

1ST TO 19TH FLOOR PLAN

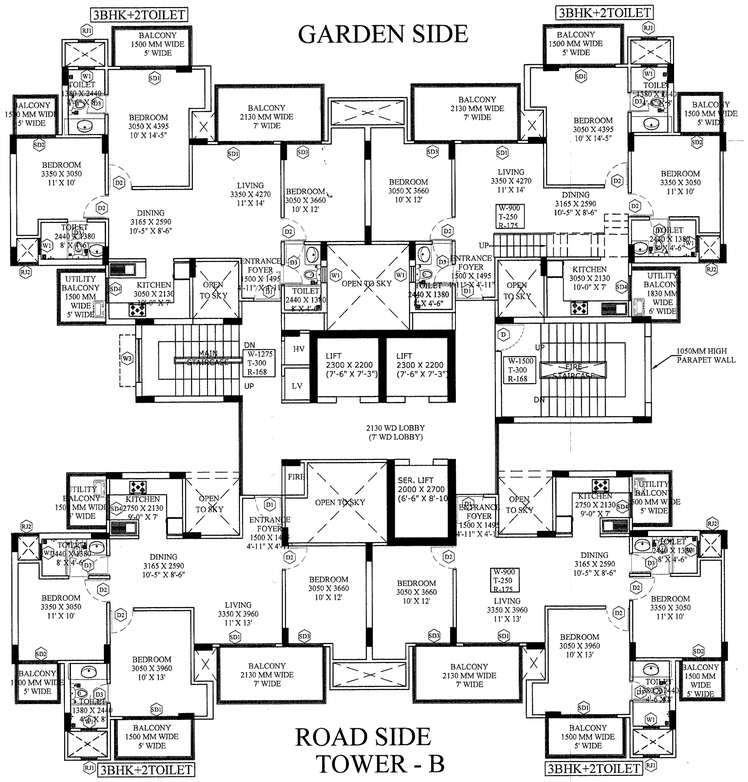

ROAD SIDE
TOWER - B

DUPLEX LOWER LEVEL

20TH FLOOR PLAN

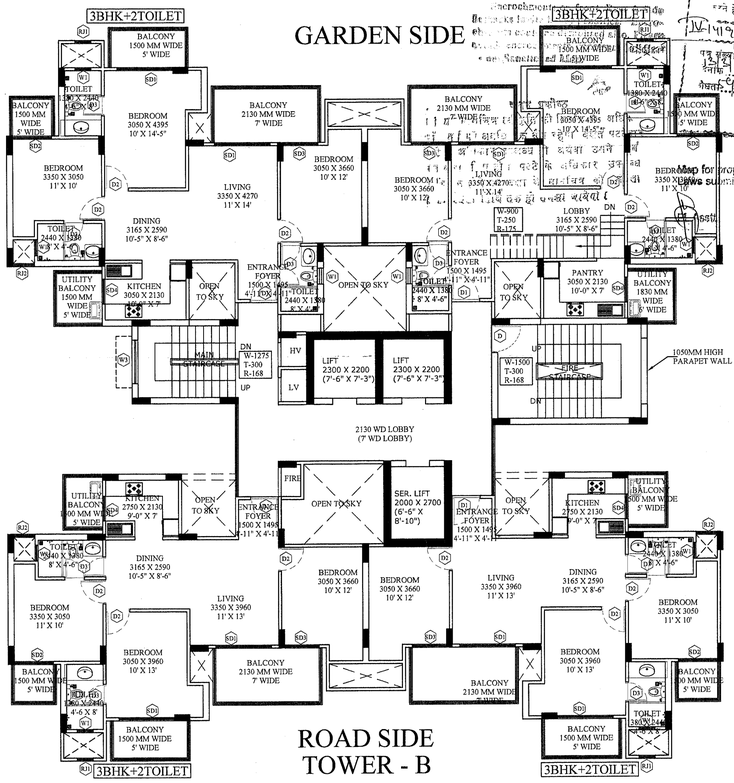

ROAD SIDE
TOWER - B

DUPLEX UPPER LEVEL

21TH FLOOR PLAN

Map for proposed Building is as per Bye laws submitted for approval please.

Asstt. Arch

Architect

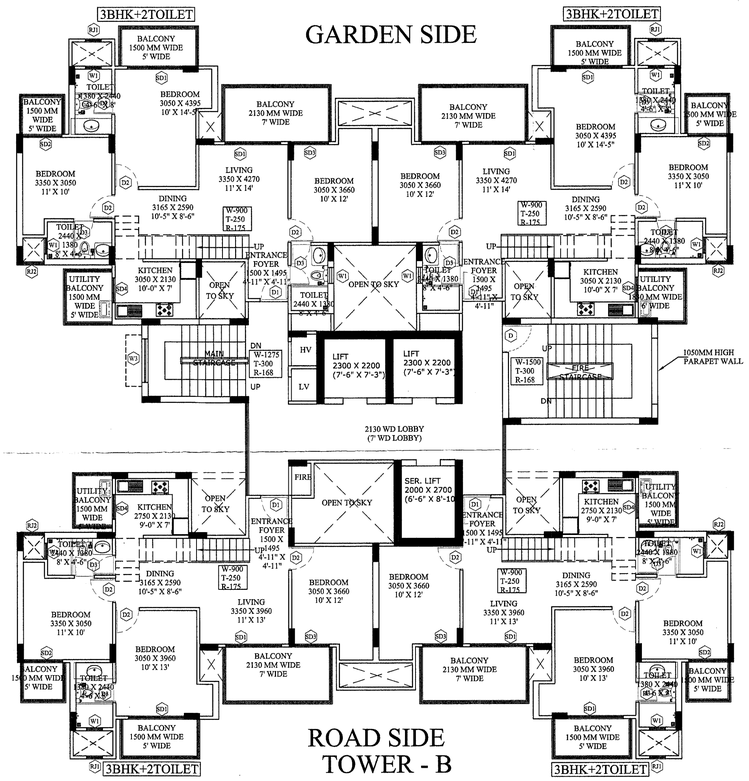

ROAD SIDE
TOWER - B

DUPLEX LOWER LEVEL

22TH FLOOR PLAN

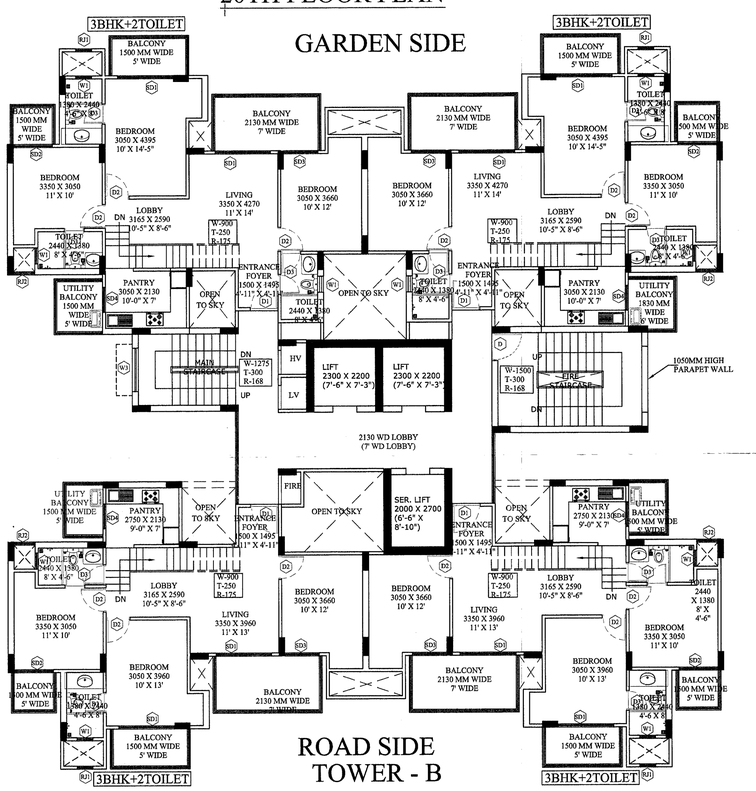

ROAD SIDE
TOWER - B

DUPLEX UPPER LEVEL

23TH FLOOR PLAN

WINDOW SCHEDULE

S.NO	TYPE	OPENING	HEIGHT	SILL	LINTEL	LOCATION	DESCRIPTION
1	W1	600	1200	1200	2400	TOILET	ALUMINIUM TOP HUNG Fan Exit with enhead fan at top
2	W2	450	1200	1200	2400	TOILET	ALUMINIUM TOP HUNG Fan Exit with enhead fan at top
3	W3	750	1200	1200	2400	TOILET	ALUMINIUM TOP HUNG Fan Exit with enhead fan at top
4	W4	2175	1500	900	2400	STAIRCASE WINDOW	uPVC FRAME SLIDING GLASS WINDOW
5	W5	3150	1500	900	2400	STAIRCASE WINDOW	uPVC FRAME SLIDING GLASS WINDOW
6	W6	2400	1500	900	2400	STAIRCASE WINDOW	uPVC FRAME SLIDING GLASS WINDOW
7	W7	1800	1200	1200	2400	TOILET	RCC JALI
8	W8	1150	1200	1200	2400	TOILET	RCC JALI
9	W9	600	1200	1200	2400	TOILET	RCC JALI
10	W10	1410	1200	1200	2400	TOILET	RCC JALI

DOOR SCHEDULE

S.NO	TYPE	OPENING	HEIGHT	SILL	LINTEL	LOCATION	DESCRIPTION
1	D	1800	2700	0	2400	STAIRCASE DOOR	2HRS FIRE RATING (MAIN SOLID CORE)
2	D1	1200	2700	0	2400	ENTRANCE (MAIN DOOR)	40MM FLISH DOOR WITH LAMINATE OR VENEER FINISH IN BOTH SIDE
3	D2	1000	2700	0	2400	BED ROOM	35MM FLISH DOOR WITH LAMINATE OR VENEER FINISH IN BOTH SIDE
4	D3	900	2700	0	2400	BED ROOM	35MM FLISH DOOR WITH LAMINATE OR VENEER FINISH IN BOTH SIDE
5	D4	750	2700	0	2400	TOILET & STUDY	35MM FLISH DOOR WITH LAMINATE OR VENEER FINISH IN BOTH SIDE
6	D5	2100	2400	0	2400	LIVING ROOM	uPVC FRAME SLIDING GLASS DOOR
7	D6	1200	2400	0	2400	BED ROOM	uPVC FRAME SLIDING GLASS DOOR
8	D7	1500	2400	0	2400	BED ROOM	uPVC FRAME SLIDING GLASS DOOR
9	D8	1875	2400	0	2400	BED ROOM	uPVC FRAME SLIDING GLASS DOOR
10	D9	1500	2400	0	2400	BED ROOM	uPVC FRAME SLIDING GLASS DOOR
11	D10	1200	2400	0	2400	KITCHEN	uPVC FRAME SLIDING GLASS DOOR - SLIDING OUT
12	D11	1100	2400	0	2400	BED ROOM	uPVC FRAME SLIDING GLASS DOOR
13	D12	1200	2400	0	2400	STUDY	uPVC FRAME SLIDING GLASS DOOR
14	D13	1400	2400	0	2400	BED ROOM	uPVC FRAME SLIDING GLASS DOOR
15	D13a	1200	2400	0	2400	BED ROOM	uPVC FRAME SLIDING GLASS DOOR
16	D13	1200	2400	0	2400	BED ROOM	uPVC FRAME SLIDING GLASS DOOR
17	D13	900	2400	0	2400	KITCHEN	uPVC FRAME SLIDING GLASS DOOR - SLIDING OUT
18	D14	810	2400	0	2400	STUDY	uPVC FRAME SLIDING GLASS DOOR
19	D14	1210	2400	0	2400	BED ROOM	uPVC FRAME SLIDING GLASS DOOR
20	D15	810	2400	0	2400	STUDY	uPVC FRAME SLIDING GLASS DOOR

SUBMISSION DRAWING

PROJECT:

PROPOSED PLAN FOR SPORTS CITY AT LAND PARCEL SC-01/A1-ALPHA, SECTOR-79,NOIDA
FOR - M/S SEQUEL BUILDCON PVT. LTD.

DRAWING TITLE :

TOWER - B
FLOOR PLANS(2) आवंटी को अग्रिम भुगतान एवं हुंडी के कम करने समय [illegible] अवशेष (balance) [illegible] धनराशि समय बुद्धि पत्र प्राप्तकर प्रस्तुत करना होगा

For Sequel Buildcon Pvt. Ltd.
Authorized Signatory

AR. DHARMINDRA
CA/2001/27400

OWNER'S SIGN | ARCHITECT'S SIGN.

SCALE	DEALT BY	DATE -
DESIGN BY	CHECKED BY	DRG. No. SD-07