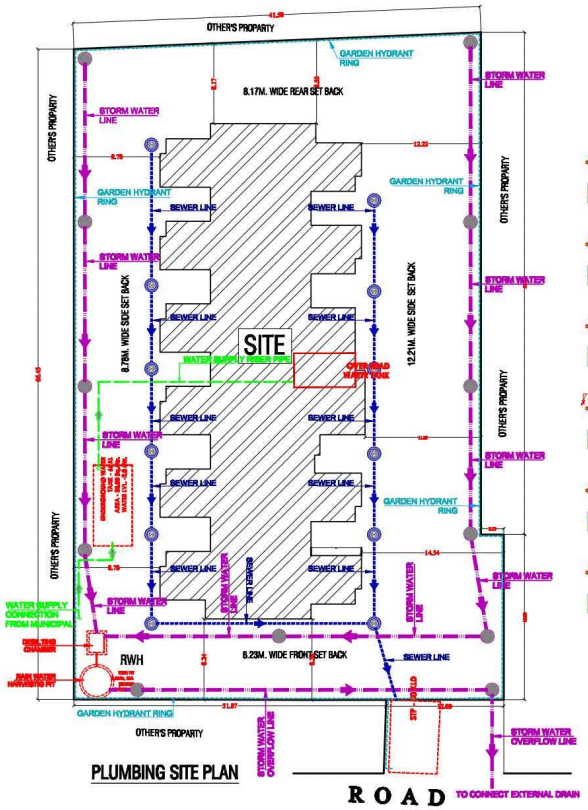

PLUMBING SITE PLAN

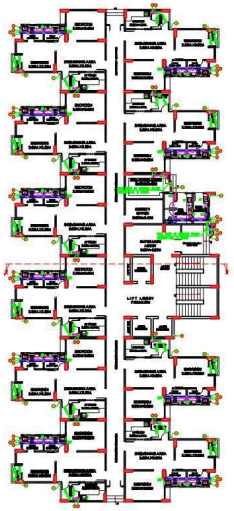

GROUND FLOOR DRAINAGE PLAN

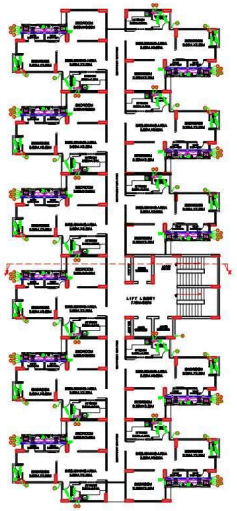

TYPICAL (1st+7th)FLOOR DRAINAGE PLAN

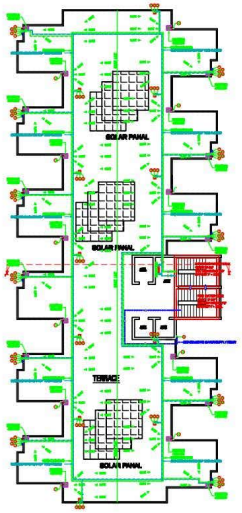

TERRACE PLUMBING LAYOUT PLAN

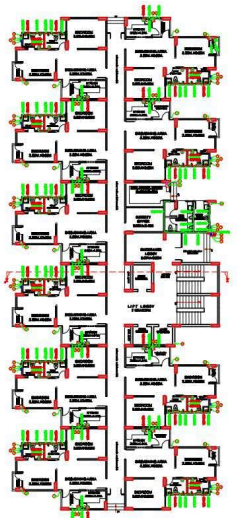

GROUND FLOOR WATER SUPPLY PLAN

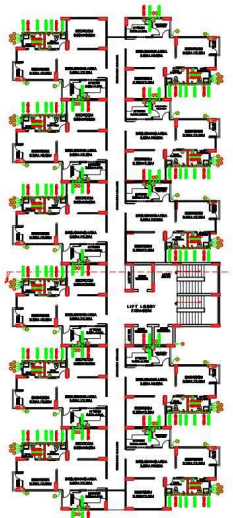

TYPICAL (1st+7th)FLOOR WATER SUPPLY PLAN

LEGEND-:

- HOSE REAL
- SINGLE HEAD LANDING VALVE
- AIR RELEASE VALVE
- SLUICE VALVE
- NON -RETURN VALVE
- FLOW SWITCH
- CABLE TO ANNUNCIATION PANNEL
- CABLE CODUCTS FOR HOOTER
- CABLE CODUCTS FOR MANUAL CALL BOX
- HOOTER
- MANUAL CALL BOX
- FIRE BRIGADE DRAW FROM TANK
- FIRE BRIGADE INLET TANK FILLING

HP-HYDRANT PUMP/
MAIN ELECTRIC PUMP
SH- SUCTION HEADER
DH- DELIVERY HEADER
R- PIPE TO RISER
Y- PIPE TO YARD HYDRANT
AV- AIR VESSEL
ICV- INSTALLATION CONTROL VALVE

SCHEDULE OF PIPES

PIPE NO.	DESCRIPTION
1	110 OD uPVC SWR SOIL PIPE
2	110 OD uPVC SWR WASTE PIPE
3	110 OD uPVC RAIN WATER PIPE FOR TERRACE
4	DOMESTIC WATER SUPPLY D/N TAKE FOR BELOW FLOOR
4A	DOMESTIC WATER SUPPLY D/N TAKE FOR TOP TWO FLOOR
5	WATER SUPPLY RISER PIPE * (DOMESTIC)
6	90 OD uPVC RAIN WATER PIPE FOR BALCONY

PLUMBING NOTE:-

1. WASH BASIN TO MULTI TRAP (MT) 40 OD uPVC 6 KG PIPE.
2. (MT) MULTI TRAP TO FLOOR TRAP (FT) 63 OD uPVC WASTE PIPE
3. (FD) FLOOR DRAIN TO FLOOR TRAP (FT) 63 OD uPVC WASTE PIPE
4. 110 OD uPVC PIPE USED FOR SOIL & WASTE.
5. 110 OD uPVC PIPE USED FOR TERRACE RAIN WATER

MANHOLE & CATCH BASIN SCHEDULE

- RAIN WATER CATCH BASIN (1'-6"X1'-6") UP TO 2'-0" DEPTH
- RAIN WATER CATCH BASIN (2'-0"X2'-0") UP TO 2'-6" DEPTH
- RAIN WATER CHAMBER (2'-6"X2'-6") MP TO 3'-0" DEPTH
- SEWER CHAMBER (2'-10"X3'-0")
- 910ø CIRCULAR SEWER MANHOLE UP TO DEPT 1670mm
- 910ø CIRCULAR STROM WATER MANHOLE UP TO DEPT 1670mm
- 1210ø CIRCULAR STROM WATER MANHOLE UP TO DEPT 2290mm
- GULLY TRAP (1'-0"x1'-0")
- EXTERNAL STORM WATER LINE
- EXTERNAL SEWER LINE
- WATER SUPPLY RISER PIPE
- GARDEN HYDRANT RING
- MUNICIPALE WATER SUPPLY CONNECTION

EXISTING GROUP HOUSING BUILDING PLAN SITUATED AT KH.NO.-102/2 MOUJA MALIK KHAN JAHAN PUR , BEHIND MASTER DHABA, FIROZABAD .

PROJECT TITLE :-

SEWER DRAINAGE PLAN &
DOMESTIC WATER SUPPLY PLAN

NORTH- N