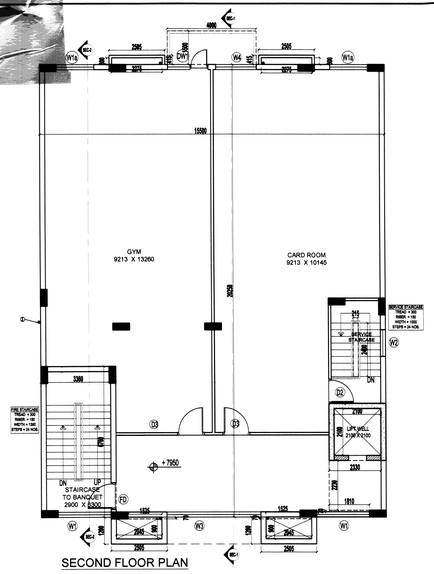

SECOND FLOOR PLAN

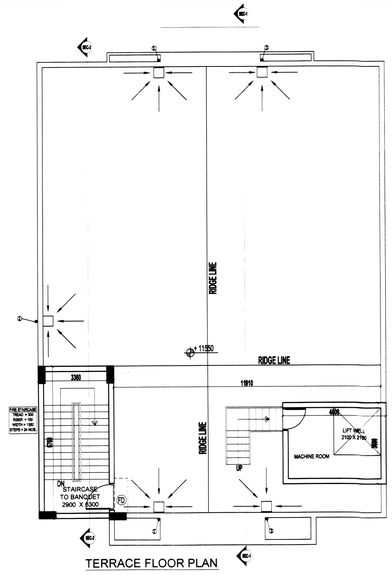

TERRACE FLOOR PLAN

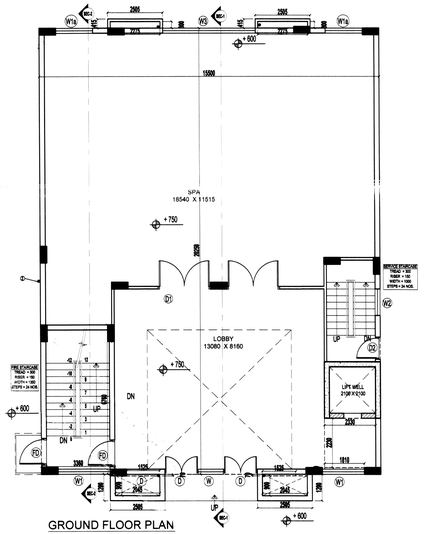

GROUND FLOOR PLAN

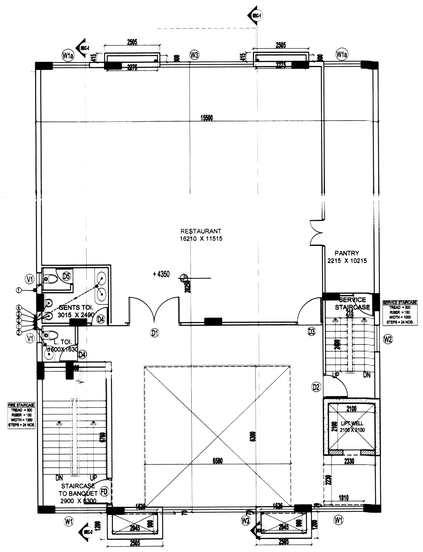

FIRST FLOOR PLAN

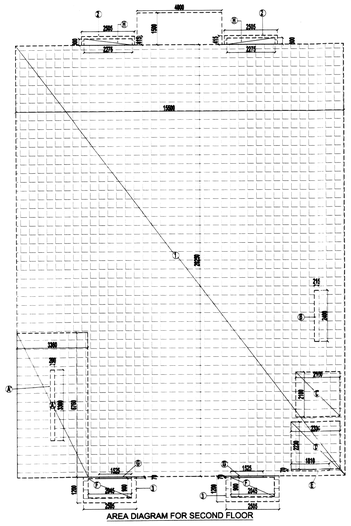

AREA DIAGRAM FOR SECOND FLOOR

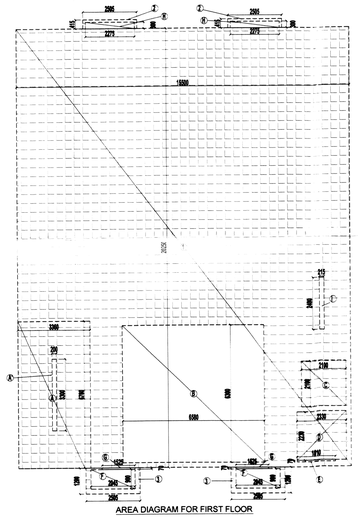

AREA DIAGRAM FOR FIRST FLOOR

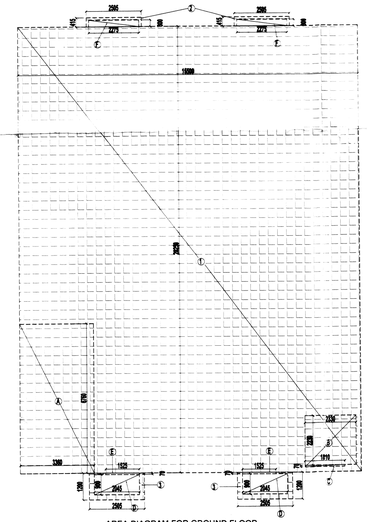

AREA DIAGRAM FOR GROUND FLOOR

AREA CALCULATION TOWARDS 15% ADDITIONAL F.A.R (SECOND FLOOR)								
S.NO.	PARTICULARS						AREA (SQ.M)	
COVERED AREA								
1			15.500	X	20.250	=		313.875
2	2	X	2.505	X	0.415	=		2.079
3	2	X	2.505	X	1.200	=		6.012
TOTAL								321.966
Subtraction								
A'			0.200	X	3.300	=		0.660
B			0.215	X	2.400	=		0.516
F	2	X	2.045	X	0.900	=		3.681
G	2	X	1.525	X	0.070	=		0.214
H	2	X	2.275	X	0.300	=		1.365
TOTAL								6.436
TOTAL AREA						=		315.531

TOTAL F.A.R AREA FOR SECOND FLOOR = 315.531 SQM

AREA CALCULATION TOWARDS 15% ADDITIONAL F.A.R (FIRSTFLOOR)								
S.NO.	PARTICULARS						AREA (SQ.M)	
COVERED AREA								
1			15.500	X	20.250	=		313.875
2	2	X	2.505	X	0.415	=		2.079
3	2	X	2.505	X	1.200	=		6.012
TOTAL								321.966
Subtraction								
A'			0.200	X	3.300	=		0.660
B			6.580	X	6.300	=		41.454
F	2	X	2.045	X	0.900	=		3.681
G	2	X	1.525	X	0.070	=		0.214
H	2	X	2.275	X	0.300	=		1.365
I			0.215	X	2.400	=		0.516
TOTAL								47.890
TOTAL AREA						=		274.077

TOTAL F.A.R AREA FOR FIRST FLOOR = 274.077 SQM

AREA CALCULATION TOWARDS 15% ADDITIONAL F.A.R (GROUND FLOOR)								
S.NO.	PARTICULARS						AREA (SQ.M)	
COVERED AREA								
1			15.500	X	20.250	=		313.875
2	2	X	2.505	X	0.415	=		2.079
3	2	X	2.505	X	1.200	=		6.012
TOTAL								321.966
Subtraction								
D	2	X	2.045	X	0.900	=		3.681
E	2	X	1.525	X	0.070	=		0.214
F	2	X	2.275	X	0.300	=		1.365
TOTAL								5.260
TOTAL F.A.R. AREA						=		316.707

TOTAL F.A.R AREA FOR GROUND FLOOR = 316.707 SQM

GROUND FLOOR COVERAGE AREA OF = G.F. FAR + CUTOUTS AT G.F.
= 316.707 + 5.260
= 321.967 SQM

TOTAL F.A.R. = GROUND FLOOR FAR + FIRST FLOOR FAR + SECOND FLOOR FAR
= 316.707 + 274.077 + 315.531
= 906.315 SQM + TERRACE AREA
= 906.315 + 61.987
= 968.302 SQM

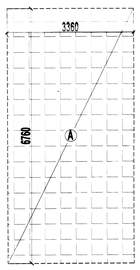

AREA DIAGRAM FOR FIRE STAIRECASE MUMTY

FIRE STAIRCASE MUMTY = 3.36 X 6.76
= 22.71 SQM

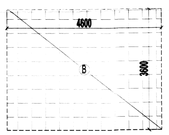

AREA DIAGRAM LIFT MACHINE ROOM

MACHINE ROOM = 4.60 X 3.60
= 16.56 SQM

AREA CALCULATION TOWARDS 15% FAR AT TERRACE = 61.987 SQM

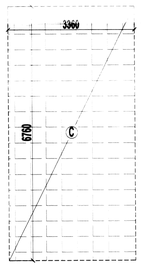

O.H. TANK

O.H.TANK = 3.36 X 6.76
= 22.71 SQM

SCHEDULE OF OPENINGS						
S.NO.	TYPE	WIDTH	HEIGHT	CILL	LINTEL	REMARKS
1.	DW1	2095	2400	0/900	2400	GYM
2.	D	1535	2400	-	2400	ENT.
3.	D1	2400	2100	-	2100	SPA / REST.
4.	D2	1000	2100	-	2100	S.STAIRCASE
5.	D3	1200	2100	-	2100	RESTUARANT
6.	D4	800	2100	-	2100	TOILET
7.	D5	750	2100	-	2100	TOILET
8.	FD	1200	2100	-	2100	FIRERATED
9.	W	1160	2100	300	2400	ENT.
10.	W1	2380	2400	900	2400	LIFT LOBBY
11.	W1a	1695	7400	900	2400	SPA/RESTIGYM
12.	W2	1200	900	1200	2100	S.STAIRCASE
13.	W3	7730	1500	900	2400	SPA / REST.
14.	W4	1980	1500	900	2400	CARD RM.
15.	V1	2380	600	2500	3100	TOILET

NORTH POINT

This drawing is a "COPYRIGHT" contents of this drawing or part thereof may not be used or reproduced without the permission of the Architect

NO. OF PRINTS	DATE	ISSUED TO	REMARKS

REVISION	DATE	DESCRIPTION	BY

Greater Noida Industrial Dev. Authority
APPROVED
Vide Letter No. ... Dated 6/11/2013
Valid upto Dated 5/11/2013
Gen. Manager (Plng. & Arch.)
Drawings Checked & Verified By

PLUMBING LEGEND

	1	100Ø SOIL & VENT PIPE
	2	50Ø WASTE PIPE
	3	150Ø RAIN WATER PIPE
	4	25Ø COLD WATER SUPPLY
	5	80 Ø CWS RISER PIPE TO O.H. TANK
	6	75 Ø RAIN WATER PIPE
●	FD	FLOOR DRAIN(WITH GRATING)
●	FT	FLOOR TRAP (100 x 75mm WITH GRATING)
●	BD	BALCONY DRAIN(WITH GRATING)
WB TO FT		32Ø WASTE PIPE
FD TO FT		50Ø WASTE PIPE
FT TO VERTICAL STACK		75Ø WASTE PIPE
WC TO VERTICAL STACK		100Ø SOIL PIPE

Per Revalidation
Greater Noida Industrial Dev. Authority
APPROVED
Vide Letter No. 8R-2522/Misc-7300 Dated 11/11/2013
Valid upto Dated 05/11/2015
Gen. Manager (Plng. & Arch.)
Drawings Checked & Verified By
Sr. Ex. (Plan)

OWNER SIGN: Earthcon Infratech Pvt. Ltd. Director

ARCHITECT SIGN: VISHAL SHARMA ARCHITECT CA-98/23261 9310164866 NEW DELHI

OWNER
M/S EARTHCON UNIVERSAL INFRATECH PVT LTD

SUBMISSION DRAWING

PROJECT
~~PROPOSED~~ GROUP HOUSING FOR M/S EARTHCON UNIVERSAL INFRATECH PVT. LTD.
AT PLOT NO. GH-10, SEC-01, GREATER NOIDA, U.P

DATE	PROJECT INCH.	CHECKED BY
04 FEB.2011	DEVESH SHAKYA	DEVESH SHAKYA
SCALE	DEALT BY	APPROVED BY
1:100	SANJAY	VISHAL SHARMA

DRAWING TITLE
CLUB-2

PLANS

ARCHITECTS:-
Confluence Consultancy Services
E-406, LOWER GROUND, G.K. II, NEW DELHI
PH: +91-11-29216006, FAX NO. 011-2916006
E-MAIL : cca@inconfluence .com, confluence india@gmail.com
Web site : www.in confluence.com
ISO 9001: 2000

DRAWING NO. | REVISION