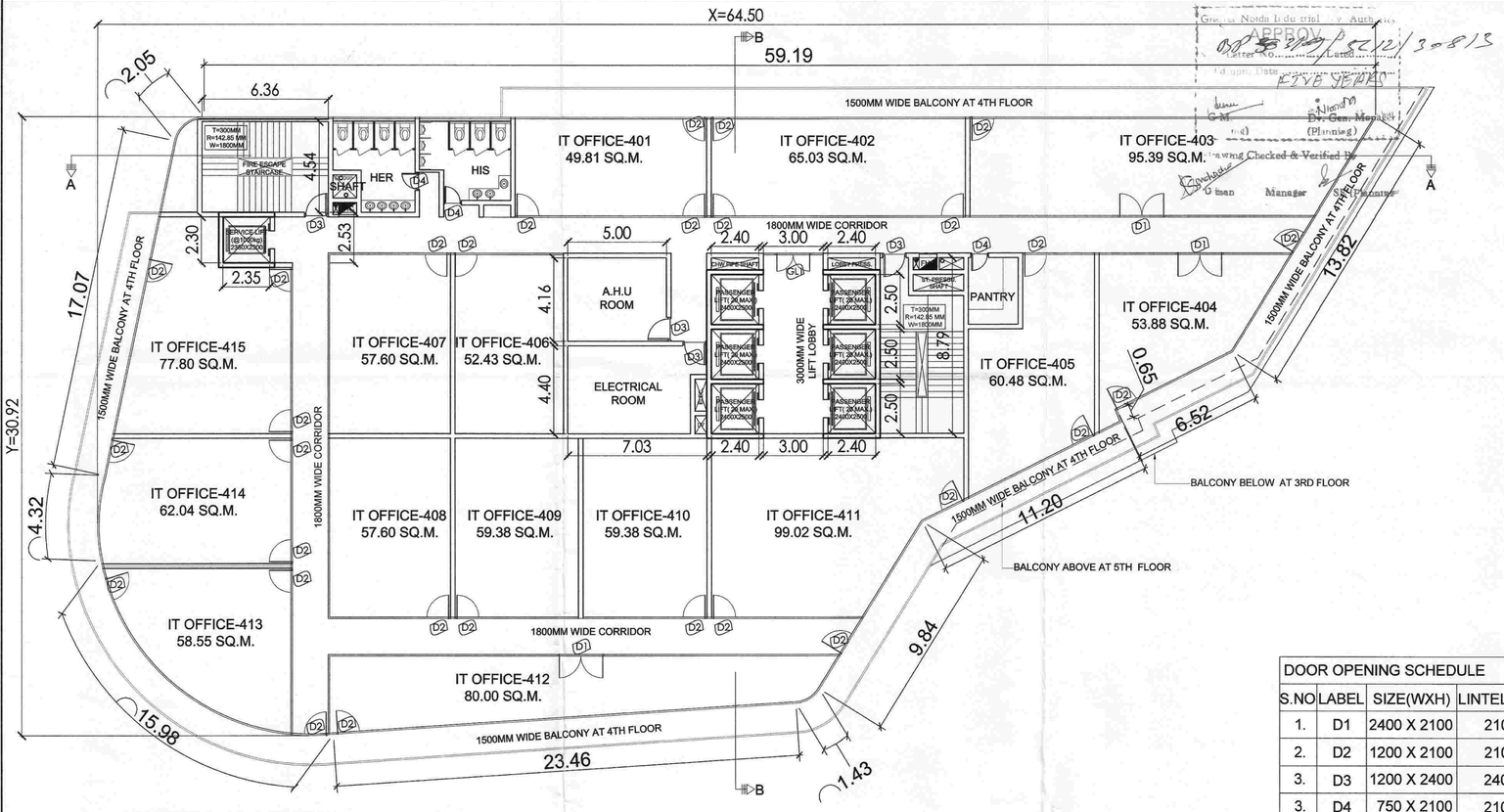

FOURTH FLOOR PLAN
F.F.L + 18750mm

PLUMBING LEGENDS
1 - 100 MM DIA SOIL WASTE PIPE
2 - 100 MM DIA WASTE PIPE
3 - 75 MM DIA ASP
4 - 50 MM DIA UP PIPE
5 - 65/50 MM DIA DOWN PIPE
6 - 150 MM DIA RAIN WATER PIPE

DOOR OPENING SCHEDULE

S.NO	LABEL	SIZE(WXH)	LINTEL LVL	QUANTITY	REMARKS
1.	D1	2400 X 2100	2100	03	DOUBLE SHUTTER DOORS FOR OFFICE ENTRY.
2.	D2	1200 X 2100	2100	30	SINGLE SHUTTER DOORS FOR OFFICE ENTRY.
3.	D3	1200 X 2400	2400	04	SINGLE SHUTTER FIRE DOORS IN STAIRCASES & SERVICES.
3.	D4	750 X 2100	2100	03	SINGLE SHUTTER DOORS IN TOILETS & PANTRY.
4.	GL1	1000 X 2400	2400	01	GLAZED LIFT LOBBY DOOR.

FOURTH FLOOR AREA DETAILS									
XxY	64.50	X	30.92					=	1994.34	SQ.M
DEDUCTIONS (D)							QTY.			
3	19.15	X	30.92	X	0.50			=	296.06	SQ.M
4	REFER AS PER DRG							=	3.92	SQ.M
5	8.80	X	14.20	X	0.50			=	62.48	SQ.M
6	8.80	X	7.11					=	62.57	SQ.M
7	8.80	X	5.45	X	0.50			=	23.98	SQ.M
8	REFER AS PER DRG							=	0.90	SQ.M
9	24.29	X	1.58	X	0.50			=	19.19	SQ.M
10	REFER AS PER DRG							=	1.31	SQ.M
11	7.16	X	5.33	X	0.50			=	19.08	SQ.M
12	REFER AS PER DRG							=	4.24	SQ.M
13	4.10	X	19.27	X	0.50			=	39.50	SQ.M
14	REFER AS PER DRG							=	0.30	SQ.M
TOTAL								=	533.53	SQ.M
TOTAL DEDUCTION(D)								=	XxY-D	
			1994.34		-		533.53	=	1460.81	SQ.M
FOURTH FLOOR COVERED AREA								=	1460.81	SQ.M

SERVICES AREA ON FOURTH FLOOR										
A	5.00	X	4.16					=	20.80	SQ.M
B	7.03	X	4.40					=	30.93	SQ.M
C	3.00	X	8.79					=	26.37	SQ.M
D	6.36	X	4.54					=	28.87	SQ.M
E	2.30	X	0.90					=	2.07	SQ.M
F	2.40	X	0.60	X	2.00			=	2.88	SQ.M
G	1.20	X	0.60					=	0.72	SQ.M
H	1.23	X	0.60					=	0.74	SQ.M
I	2.54	X	0.83					=	2.11	SQ.M
J	1.20	X	1.16					=	1.39	SQ.M
K	1.20	X	0.60					=	0.72	SQ.M
1	2.35	X	2.30					=	5.41	SQ.M
2	2.40	X	2.50			X	6.00	=	36.00	SQ.M
FOURTH FLOOR SERVICES AREA								=	159.01	SQ.M

NET F.A.R. AREA =	COVERED AREA - SERVICES AREA	=	1460.81	-	159.01	
NET F.A.R. AREA OF FOURTH FLOOR		=	1301.80			

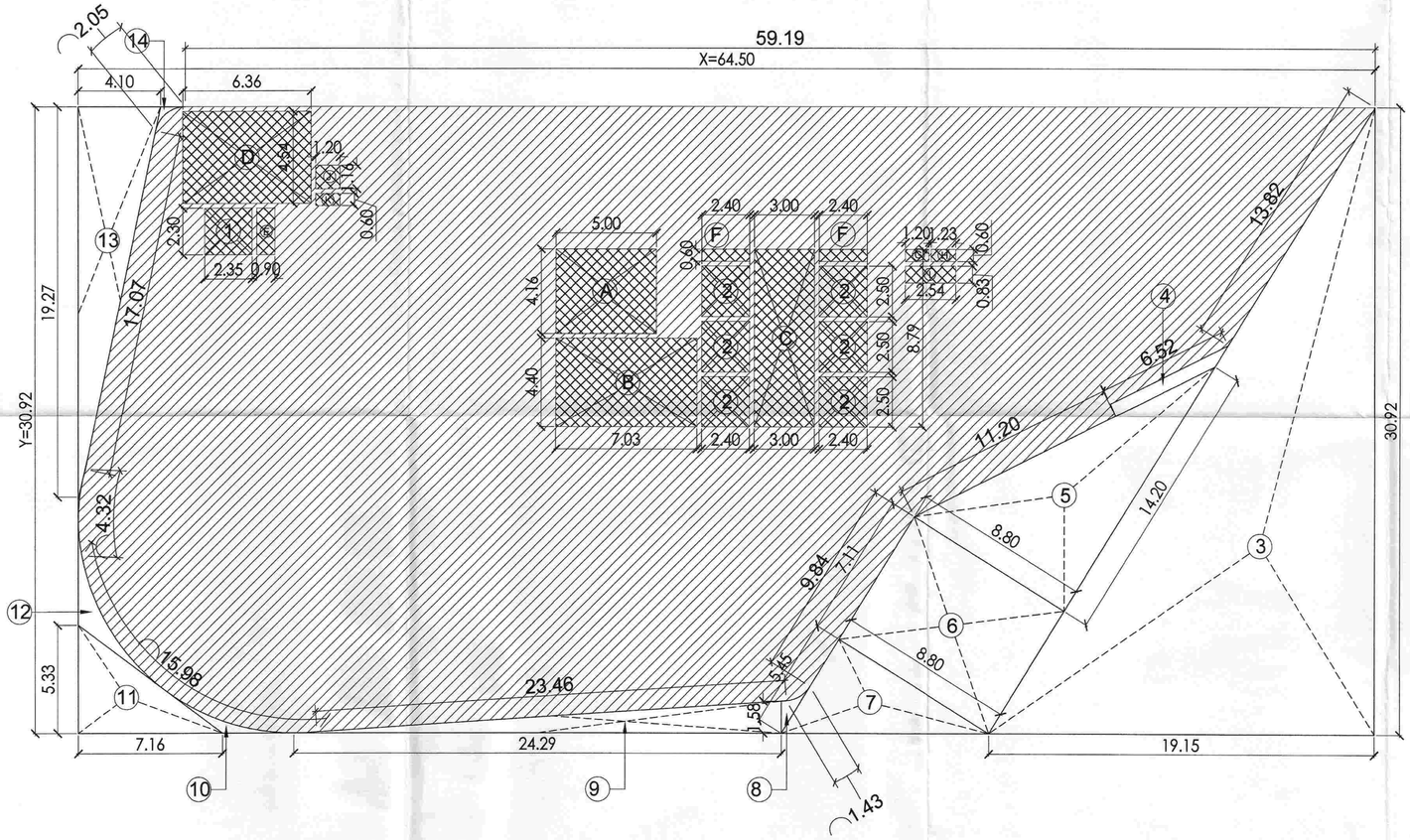

PROJECT
PROPOSED DEVELOPMENT FOR PLOT MEASURING 24.715 ACRES IN SECTOR-TECH.ZONE-4,PLOT NO.-17 GREATER NOIDA. BEING DEVELOPED BY: M/S S.P SAI IT PVT.LTD.

KEY PLAN

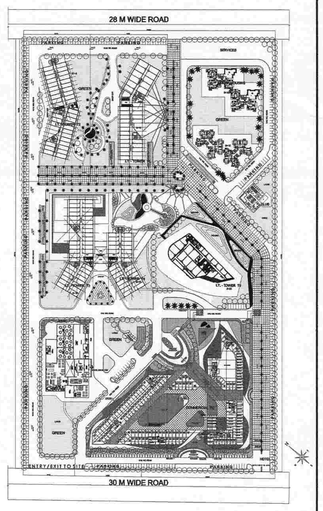

REVISION	SCALE	NORTH:-
R3	1:150	

DRAWING NO.
1039/60/SUB/FLOOR PLAN-05

For SP SAI IT PVT. LTD.
Authorised Signatory
OWNER'S SIGNATURE

ASHOK NARAYAN PANDIT
REGISTERED ARCHITECT
CA/87/10466
ARCHITECT'S SIGNATURE

DRAWING
FOURTH FLOOR PLAN
I.T. TOWER - 05

DRAWN BY: ALANKRIT KUSHWAHA

ACPL
ISO 9001:2008
Architecture Management Planning

ACPL Design Ltd
J-103 South Extension -1
New Delhi 110049, India
www.acplonline.com
E: contact@acplonline.com
T: +91 11 24622195
+91 11 24646709
F: +91 11 24634069