SCHEDULE OF OPENINGS					
S.NO	TYPE	SIZE	SILL LEVEL	LINTEL LEVEL	DESCRIPTION
1.	D1	750 X 2100	200	2100	TOILET DOOR
2.	D2	1000 X 2100	00	2100	STORE / KITCHEN DOOR
3.	D3	1200 X 2100	00	2100	SHOP / OFFICE DOOR SINGLE DOOR
4.	FD	1200 X 2100	00	2100	STAIR FIRE DOOR
5.	DW1	1200 X 3000	00	3000	SLIDING WIN DOUBLE DOOR
6.	DW2	2400 X 3000	00	3000	SLIDING WIN DOUBLE DOOR

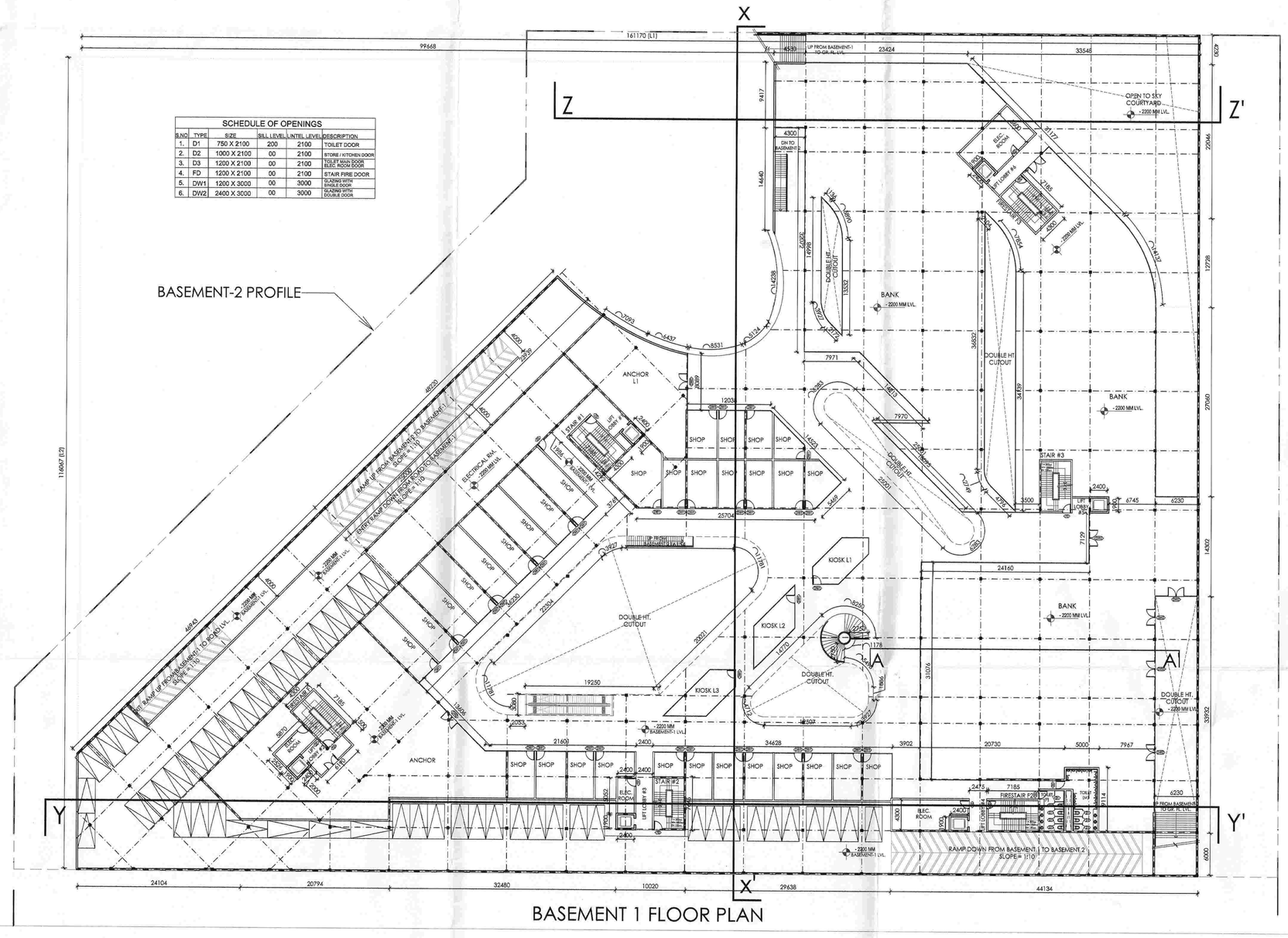

BASEMENT 1 FLOOR PLAN

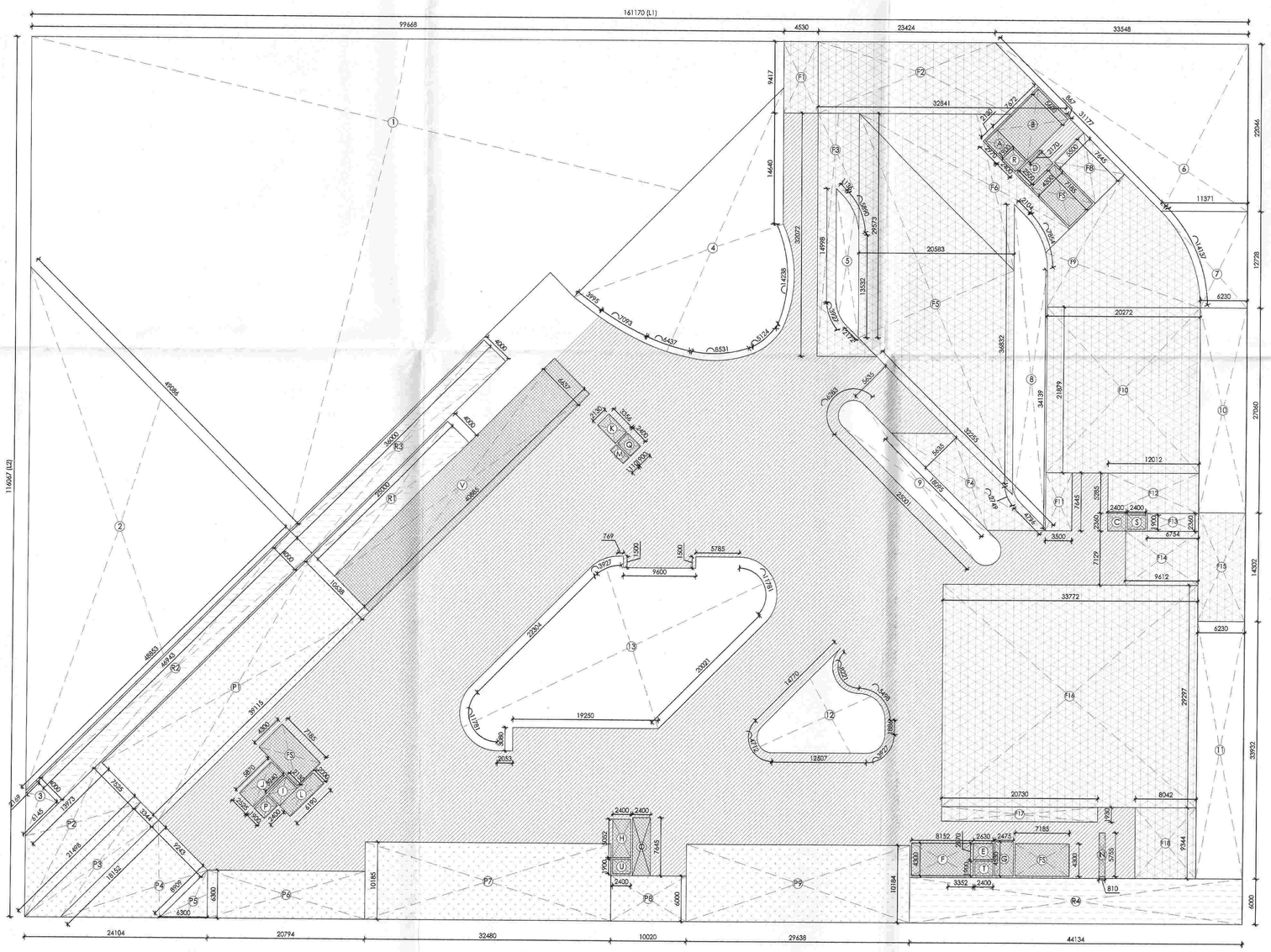

BASEMENT 1 AREA DIAGRAM

BASEMENT-1 AREA CALCULATIONS							
L1 (m)			L2 (m)				AREA (sq.m.)
161.170		X	116.067			=	18706.518
DEDUCTIONS							
1	(as per drawing)					=	3936.630
2	48.853	X	49.086	X	0.5	=	1198.999
3	[(6.145 + 2.169)*0.5] * 4.000					=	16.628
4	(as per drawing)					=	562.200
5	(as per drawing)					=	48.169
6	[(11.371 + 33.548)*0.5] * 22.046					=	496.581
7	(as per drawing)					=	100.167
8	(as per drawing)					=	166.663
9	(as per drawing)					=	112.568
10	6.230	X	27.060	X	1	=	168.584
11	6.230	X	33.932	X	1	=	211.396
12	(as per drawing)					=	131.540
13	(as per drawing)					=	663.878
					TOTAL	=	**7814.003**
					TOTAL DEDUCTION	=	**(L1*L2) - TOTAL**
					TOTAL AREA AFTER DEDUCTIONS: D1	=	**10892.515**

FACILITIES AREA ON BASEMENT 1							
F1	4.530	X	9.417	X	1	=	42.659
F2	(as per drawing)					=	251.580
F3	(as per drawing)					=	130.390
F4	18.095	X	5.635	X	1	=	101.965
F5	29.573	X	20.583	X	1	=	608.701
F6	(as per drawing)					=	224.000
F7	[(0.867 + 6.367)*0.5] * 5.500					=	19.894
F8	5.500	X	7.645	X	1	=	42.048
F9	(as per drawing)					=	247.000
F10	20.272	X	21.879	X	1	=	443.531
F11	3.500	X	7.645	X	1	=	26.758
F12	12.012	X	5.285	X	1	=	63.483
F13	6.754	X	2.360	X	1	=	15.939
F14	9.612	X	7.129	X	1	=	68.524
F15	6.230	X	14.302	X	1	=	89.101
F16	33.772	X	29.297	X	1	=	989.418
F17	20.730	X	1.930	X	1	=	40.009
F18	8.042	X	9.344	X	1	=	75.144
					FACILITIES AREA	=	**3480.145**
SERVICES ON BASEMENT 1							
A	2.130	X	2.970	X	1	=	6.326
B	7.672	X	5.600	X	1	=	42.963
C	2.400	X	2.360	X	1	=	5.664
D	4.300	X	2.500	X	1	=	10.750
E	2.630	X	2.170	X	1	=	5.707
F	8.152	X	4.300	X	1	=	35.054
G	2.475	X	4.530	X	1	=	11.212
H	2.400	X	5.052	X	1	=	12.125
I	3.240	X	2.130	X	1	=	6.901
J	5.870	X	2.525	X	1	=	14.822
K	2.130	X	3.356	X	1	=	7.148
L	6.190	X	2.000	X	1	=	12.380
M	1.110	X	2.400	X	1	=	2.664
N	0.810	X	5.755	X	1	=	4.662
O	2.400	X	7.645	X	1	=	18.348
P	2.400	X	1.900	X	1	=	4.560
Q	1.900	X	2.400	X	1	=	4.560
R	1.900	X	2.400	X	1	=	4.560
S	2.400	X	1.900	X	1	=	4.560
T	2.400	X	1.900	X	1	=	4.560
U	2.400	X	1.900	X	1	=	4.560
V	40.885	X	6.637	X	1	=	271.354
FS	7.185	X	4.300	X	3	=	92.687
					SERVICES AREA	=	**588.126**

PARKING ON BASEMENT 1							
P1	39.115	X	10.638	X	1	=	416.105
P2	[(13.973 + 21.498)*0.5] * 7.525					=	133.450
P3	[(21.498 + 18.152)*0.5] * 3.344					=	66.337
P4	[(18.152 + 8.909)*0.5] * 9.243					=	125.071
P5	6.300	X	6.300	X	0.5	=	19.845
P6	20.794	X	6.300	X	1	=	131.002
P7	32.480	X	10.185	X	1	=	330.809
P8	10.020	X	6.000	X	1	=	60.120
P9	29.638	X	10.184	X	1	=	301.833
					PARKING AREA	=	**1584.573**
RAMPS ON BASEMENT 1							
R1	25.000	X	4.000	X	1	=	100.000
R2	46.943	X	4.000	X	1	=	187.772
R3	36.000	X	4.000	X	1	=	144.000
R4	44.134	X	6.000	X	1	=	264.804
					RAMP AREA	=	**696.576**

COMMERCIAL AREA	=	**D1-(FACILITIES AR + SERVICES AR + PARKING AR + RAMP**
	=	**4543.095**
NET COVERED AREA	=	**COMMERCIAL AR + FACILITIES AR**
	=	**8023.241**
PARKING AREA + RAMP AREA	=	**2281.149**
BASEMENT 1 PARKING AREA	=	**1584.573**
TOTAL NO. OF PERMISSIBLE PARKING @ 20 ECS	=	**Parking Ar/30**
	=	**53**
TOTAL NO. OF PROPOSED PARKING IN BASEMENT-1	=	**53**

Greater Noida Industrial Dev. Authority
APPROVED
Dy. Gen. Manager (Planning)
Drawing Checked & Verified By
Dy. Manager Manager SE (Planning)

For SP SAI IT PVT. LTD.
Authorised Signatory
OWNER'S SIGNATURE

ASHOK NARAYAN PANDIT
REGISTERED ARCHITECT
CA/87/10461
ARCHITECT'S SIGNATURE

PROJECT

PROPOSED DEVELOPMENT FOR PLOT MEASURING 24.715 ACRES IN SECTOR- TECH ZONE -4, PLOT NO. -17 GREATER NOIDA. BEING DEVELOPED BY: M/s S.P. SAI IT PVT. LTD. .

KEY PLAN

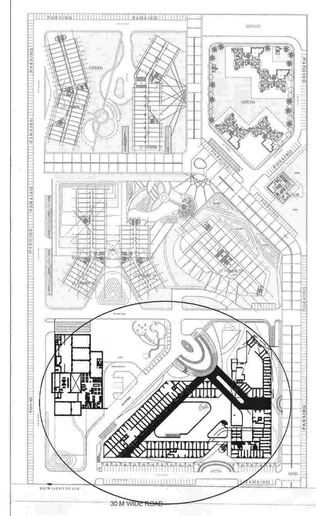

REVISION	SCALE	NORTH
R3	1:300	

DRAWING NO.

1039/60/SUB/B-1

DRAWING

COMMERCIAL & FACILITY BLOCK 1

-BASEMENT 1 PLAN

-BASEMENT 1 AREA DETAIL

DRAWN BY: DOLLY SINGH

ACPL ISO 9001:2008

Architecture Management Planning

ACPL Design Ltd
J-100 South Extension-1 New Delhi 110049, India
www.acplonline.com
T: +91 11 24652100 +91 11 24646709
E: contact@acplonline.com
F: +91 11 24624069