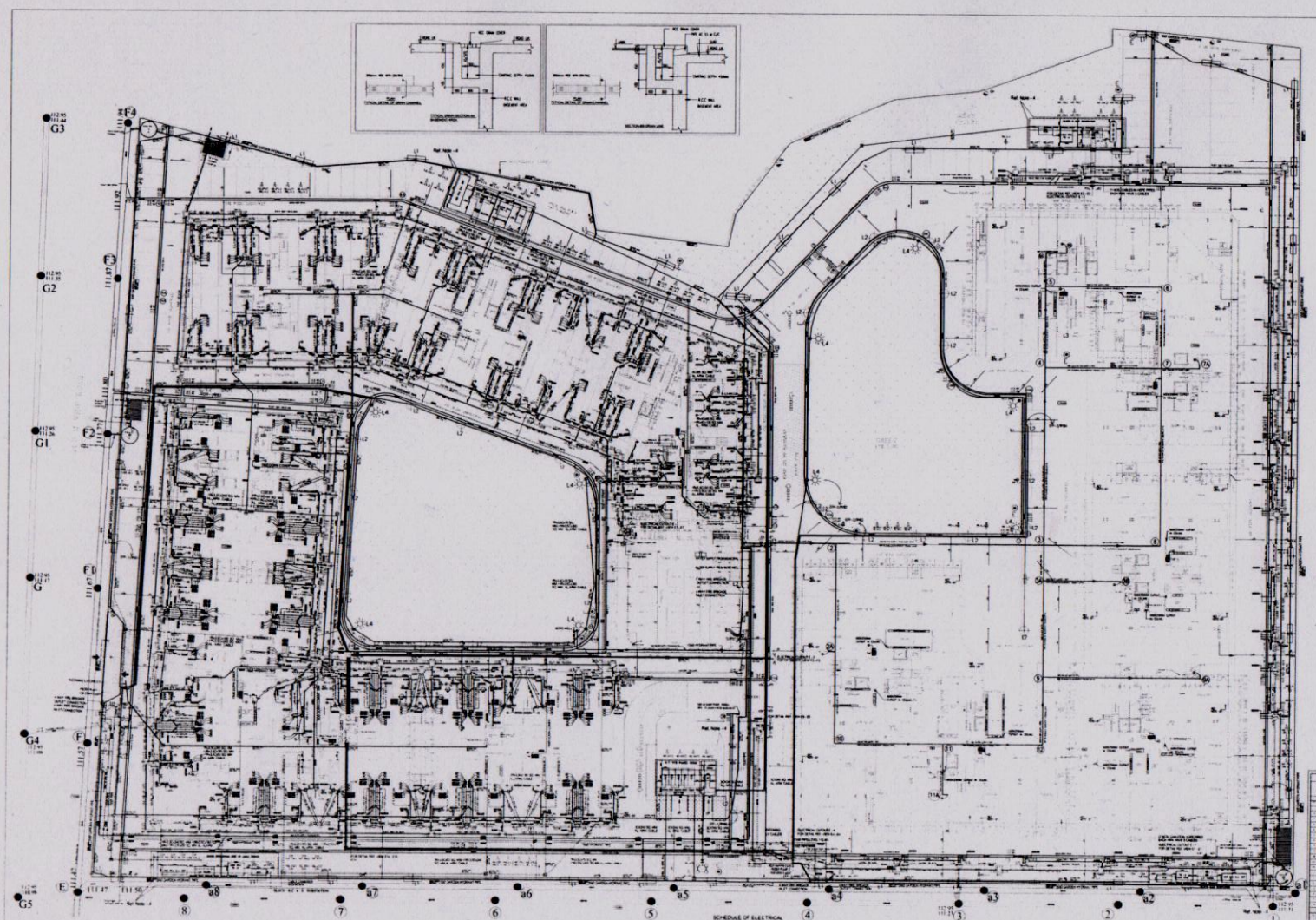

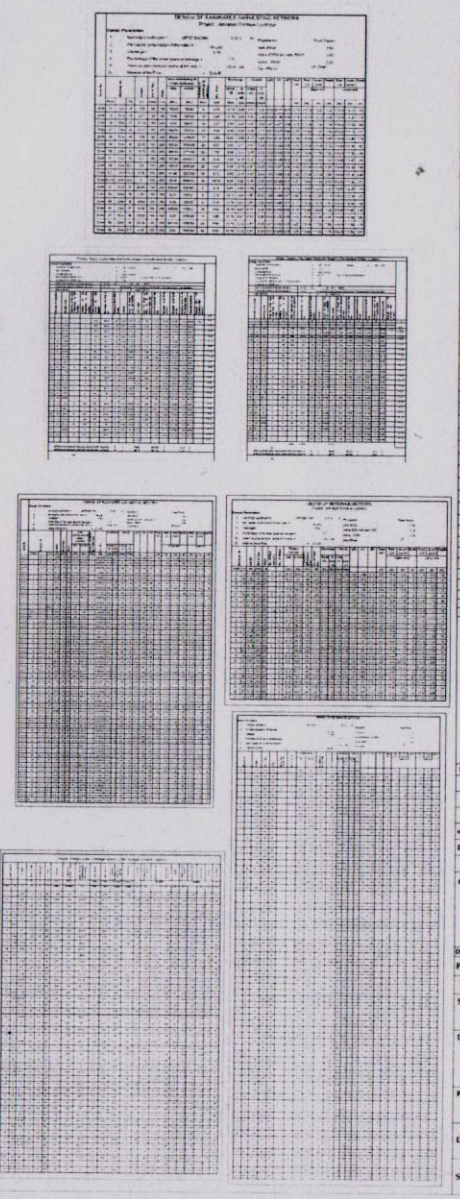

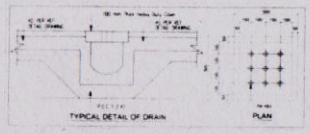

SYMBOL	DESCRIPTION	LOCATION	DISTANCE POLE TO POLE	QTY
	70 W LED T5M STREET LIGHT POLE	9M ROAD	15M	41
	45 W LED 9M LIGHT POLE	6 M & 7 M ROAD	10M	35
	45 W LED 9M LIGHT POLE	COMMON AREA	—	30
	70 W LED T5M LIGHT POLE	LANDSCAPE GREEN AREA	—	28
	30W LED 9M SOLAR LIGHT POLE	9M ROAD	—	7
	G.I. PIPE EARTH FOR POLES			13
	EARTH PIT FOR I.P.			4

SCHEDULE OF ELECTRICAL

SYMBOL	DESCRIPTION
	100 MM Ø HDPE PIPE FOR HV CABLE
	150 MM Ø HDPE PIPE FOR HV CABLE
	150 MM Ø HDPE PIPE FOR LV CABLE
	0.25 SQ. MM. Al. Panels
	2000 X 2000 MM CABLE CHAMBER
	1500X1500 MM CABLE CHAMBER
	1000X1000 MM CABLE CHAMBER
	800X800 MM CABLE CHAMBER
	1 X EARTHING PIT
	3 X EARTHING PIT
	NEUTRAL EARTHING PIT
	PCC MM CABLE TRENCH
	PCC MM CABLE TRENCH

SIZE OF MANHOLE

NO. OF MH	SIZE OF M.H.	
67 MANHOLE	90x90 cm	90000
MH26, MH42 MH43, MH54, MH55, MH56, MH57, MH58, MH59, MH60, MH61, MH62, MH74, MH75, MH76, MH77, MH78, MH84 20 MANHOLE	120x90 cm	120000

FOR DETAIL REFER DRAWING NO.

DRG NO 211.EL.00.08
DRG NO 211.EL.00.02A
DRG NO 211.EL.00.08C
DRG NO 211.PU.00.08A
DRG NO 211.PU.00.04A
DRG NO 211.PU.00.08B

UPAVP
ARCHITECTURE AND PLANNING UNIT-5
NEELGIRI COMPLEX LUCKNOW

NOTES:-

1) All Dimensions are in MM & levels are in M.
2) The fire fighting contractor should coordinate this arch. drwg. with the relavant Str. & Services.
3) In case any discrepancy is found in the drwg. the same shall be brought to the notice of the E.I. charge / consultant. The work shall not be carried out without clarification from the consultant.
4) At all road crossings hume pipe shall be provided as per specification.
5) This drawing shall be read in conjunction with the structural / Architectural Drawings.
6) All Underground pipe having TEE/ELBOW joint shall be provided with P.C.C. pedestal.
7) Thurst Block shall be provided.
8) Refer cable shedule for electrical cable
9) CB to CB 1000 rain water pipe (slope-1:150)
10) CB to DMH 1000 rain water pipe (slope-1:150)

ELECT NOTES:-

1) 25mmX3mm G.I. Earthing Down Conductor
2) At all road crossings hume pipe shall be provided as per the table below
3) All Dimensions are in MM
4) Refer to Drg. No - 211.EL.00.02A
5) FOR Elect. Cutout Refer to Drg. No - 211.EL.00.08

SCHEDULE OF PIPES

PIPE NO	DESCRIPTION
1	100mm SWR PVC SOIL VENT PIPE
2	100mm SWR PVC WASTE VENT PIPE
3	75mm SWR PVC WATER/DRAINAGE PIPE
2A	100mm SWR PVC KITCHEN WASTE PIPE
4	100mm SWR PVC RAIN WATER PIPE
4A	100mm SWR PVC RAIN BALLCONY DRAINAGE PIPE
5	DOMESTIC WATER RISER PIPE
6	DOMESTIC WATER SUPPLY PIPE
F.D	FLOOR DRAIN
F.T	FLOOR TRAP
W.T	WASHING TRAP
	CUTOUT
	300mmx300mm GULLY TRAP
	900mm DIA MANHOLE(SEWERAGE)
	900X900mm MANHOLE(DRAINAGE)
	600mm x600mm x600mm CHAMBER
	450mm x450mm CATCH BASIN
E.S.P.	EXTERNAL SEWERAGE PIPE
R.W.P.	EXTERNAL DRAINAGE PIPE
W.S.P.	WATER SUPPLY PIPE
B.O.P.	BOTTOM OF PIPE
I.L.	INVERT LEVEL

	INTERNAL	EXTERNAL
SEWERAGE	U.P.V.C. SWR PIPE	U.P.V.C. SWR PIPE
WATER SUPPLY	C.P.V.C. PIPE	C.P.V.C. PIPE/ (I)

DATE	NO	ISSUED TO	INITIAL
08.JAN.18	01	SITE PLAN REVISED A/P REVISION & DIMENSION OF THE PLOT	

DATE	REV NO	BRIEF RECORD	INITIAL

REVISION

CONSULTANTS

SAJAG CONSULTANTS
C-146 KILOKRI
NEAR MAHARANI BAGH CROSSING
NEW DELHI-110014
TELEPHONE-26343059,9868848054

DIVISION	DRAWN	CHECKED	APPRD	UNIT
PL	VIKRAM	VIJAY	R.B	M.M

N

DRG NO 211.COD.00.01

SCHEME
AMRAPALI YOJNA, HARDOI ROAD, LUCKNOW.

DRG TITLE
COORDINATED COMBINED SERVICES DRAWINGS

PROJECT
GROUP HOUSING ON PLOT NO. H6/G.H.-1

DATE 20-12-2017

SCALE 1:250