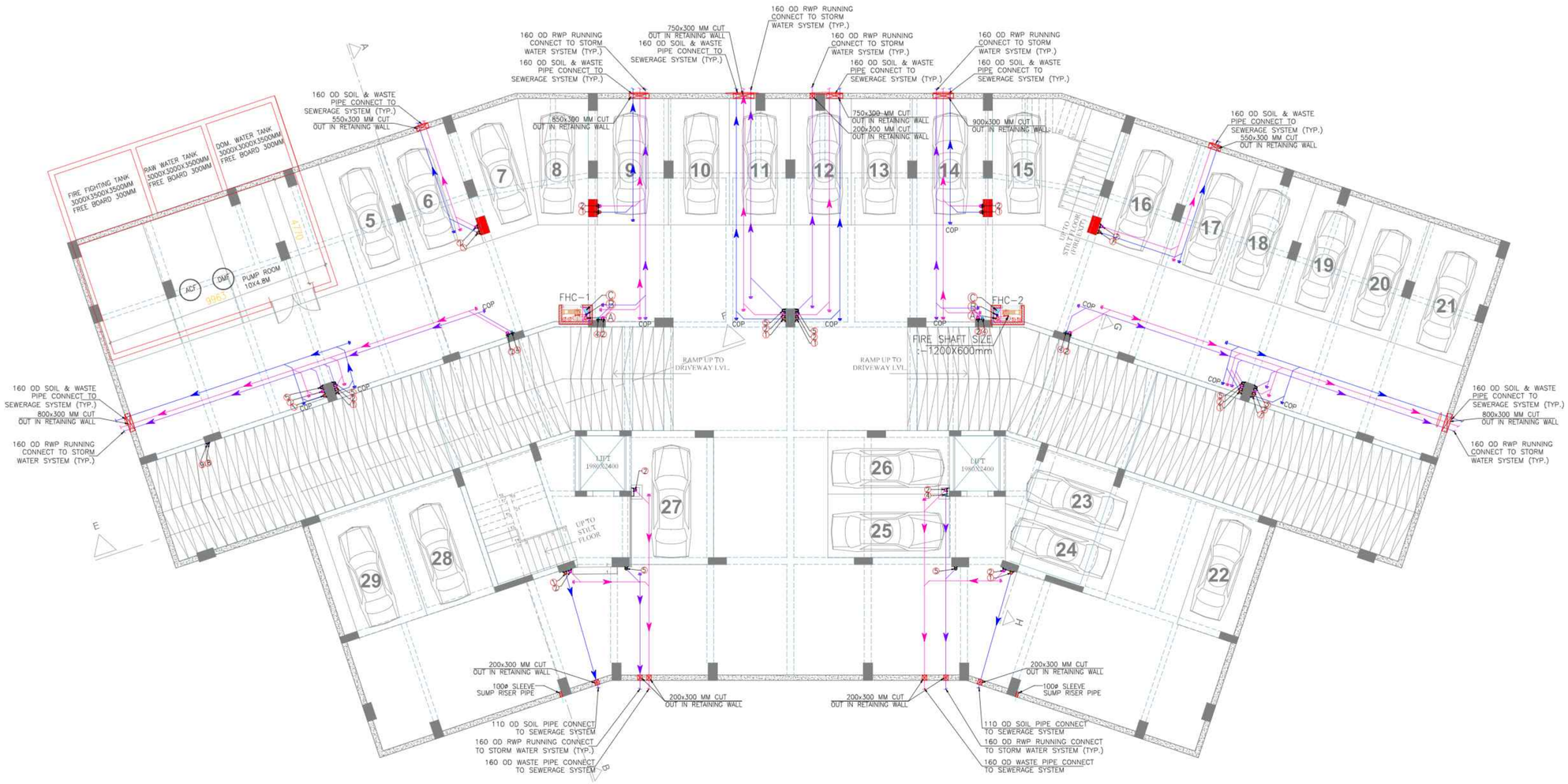

BASEMENT CEILING PLAN

LEGEND :-

1	100ø CI HUBLESS SOIL PIPE
2	100ø CI HUBLESS WASTE PIPE
3	75ø CI ANTISYPHONAGE PIPE
4	75 OD uPVC BALCONY RAIN WATER PIPE
5	110 OD uPVC RAIN WATER PIPE FROM TERRACE
6	DOMESTIC WATER SUPPLY DOWN TAKE PIPE
7	FLUSHING WATER SUPPLY DOWN TAKE PIPE
8	DOM. WATER RISER FROM PLANT ROOM TO O.H.T.
9	FLU. WATER RISER FROM S.T.P TO O.H.T
	SOIL PIPE LINE
	WASTE PIPE LINE
	RAIN WATER PIPE LINE
	CLEAN OUT PLUG(COP)
	FLOW DIRECTION

LEGEND :

S. No.	SYMBOL	DESCRIPTION	POSITION

NOTES :

SAMEEP GARG
CA-2000-26238
H.M. Complex, Near Axis Bank
Ramghat Road, Aligarh

rev. no.	date	revision
R2	24.09.2024	BASEMENT DRAINAGE DRAWING
R1	30.07.2024	PLUMBING DRAWING
R0	08.06.2023	TENDER DRAWING

project

title: PLUMBING DRAWING

subtitle: PLUMBING LAYOUT
BASEMENT CEILING PLAN

drawing released for
- ☐ TENDER
- ☐ SUBMISSION
- ☐ ADVANCE COPY
- ■ CONSTRUCTION

drg. no. EMPS/395/PL/02	drawn by DHIRAJ
scale 1:100@A1	designed by CHANDARPAL
date SEP 2024	checked by CHANDARPAL

architects

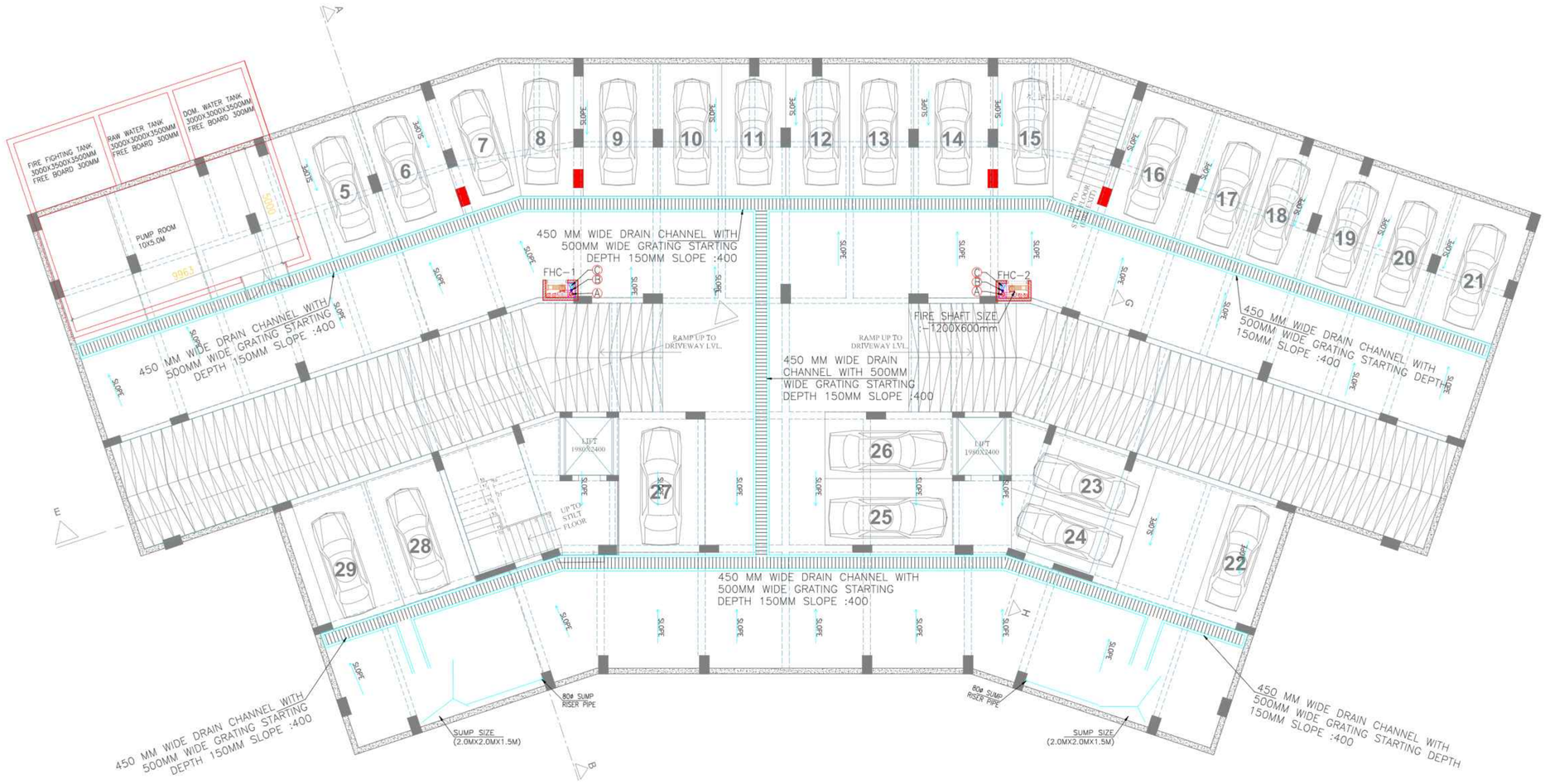

BASEMENT FLOOR PLAN

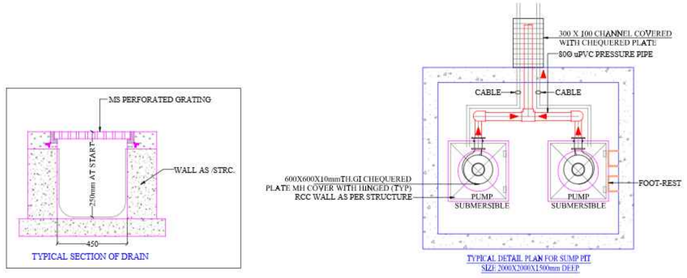

TYPICAL DETAIL PLAN FOR SUMP PIT
SIZE 2000X2000X1500mm DEEP

TYPICAL SECTION OF DRAIN

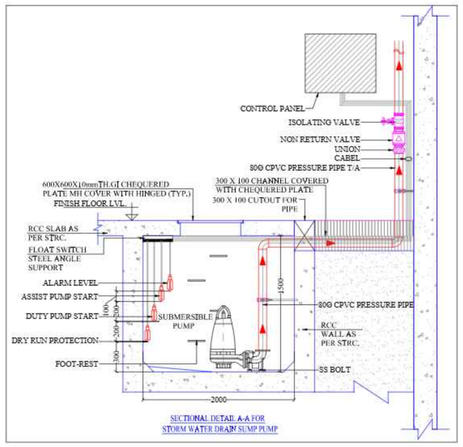

SECTIONAL DETAIL A-A FOR
STORM WATER DRAIN SUMP PUMP

LEGEND :

S. No.	SYMBOL	DESCRIPTION	POSITION

NOTES :

SAMEEP GARG
CA-2000-26238
H.M. Complex, Near Axis Bank
Ramghat Road, Aligarh

rev. no.	date	revision
R2	24.09.2024	BASEMENT DRAINAGE DRAWING
R1	30.07.2024	PLUMBING DRAWING
R0	08.06.2023	TENDER DRAWING

project

title
PLUMBING DRAWING

subtitle
PLUMBING LAYOUT
BASEMENT DRAINAGE DRAWING

drawing released for
- [ ] TENDER
- [ ] SUBMISSION
- [ ] ADVANCE COPY
- [x] CONSTRUCTION

drg. no. EMPS/395/PL/01	drawn by DHIRAJ
scale 1:100@A1	designed by CHANDARPAL
date SEP 2024	checked by CHANDARPAL

architects

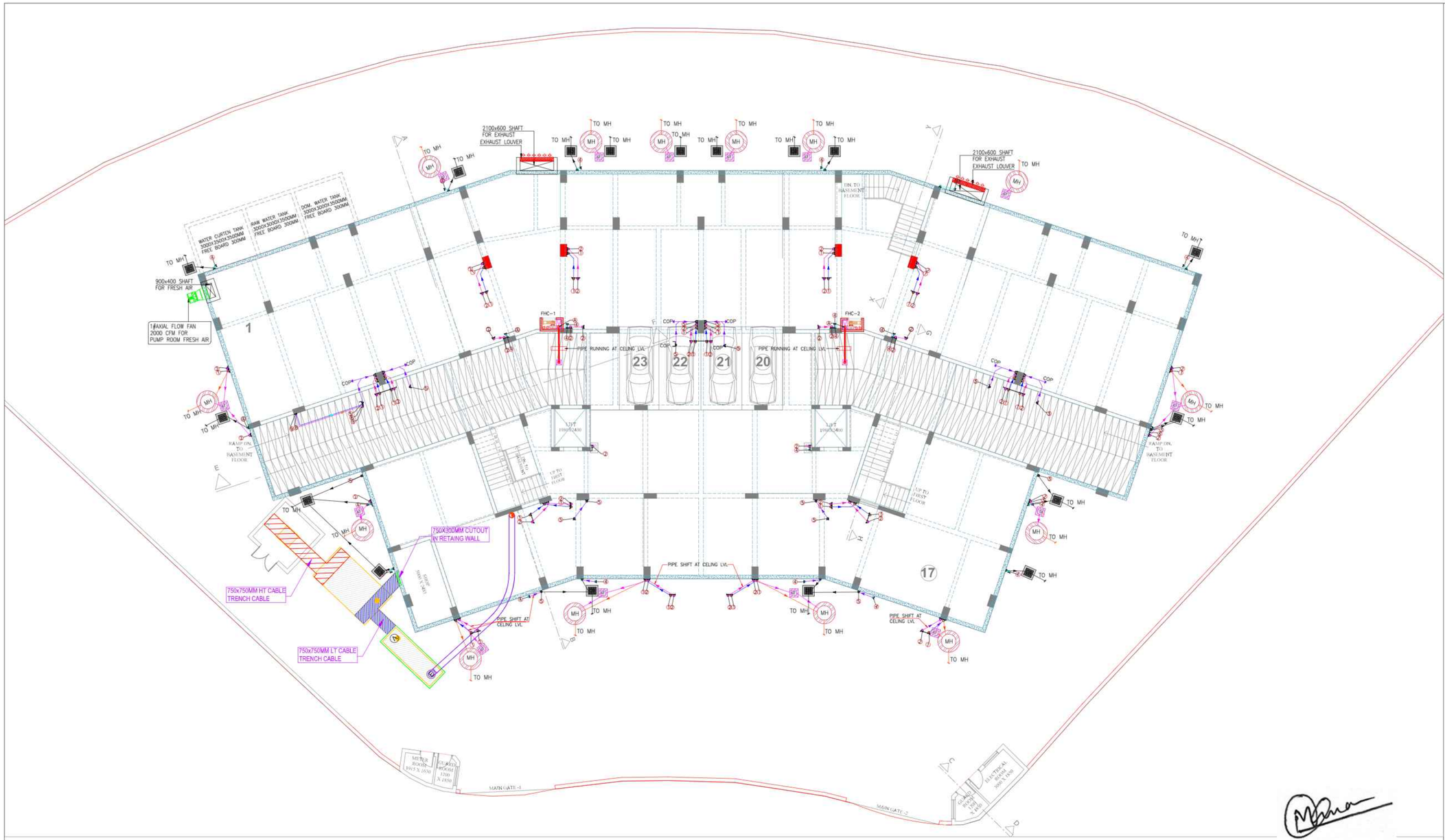

LEGEND:–

1.	SEWERAGE PIPE LINE	
2.	STORM WATER PIPE LINE	
3.	SEWERAGE MANHOLE SIZE 800X900mm	SMH
4.	CATCH BASIN SIZE (500X450MM)	
5.	GULLY TRAP 300X300mm	GT

LEGEND :

S. No.	SYMBOL	DESCRIPTION	POSITION

NOTES :

SAMEEP GARG
CA-2000-26238
H.M. Complex, Near Axis Bank
Ramghat Road, Aligarh

rev. no.	date	revision
R2	24.09.2024	PLUMBING DRAWING
R1	30.07.2024	PLUMBING DRAWING
R0	08.06.2023	TENDER DRAWING

project

title
PLUMBING DRAWING

subtitle
PLUMBING LAYOUT
STILT FLOOR PLAN

drawing released for
- [ ] TENDER
- [ ] SUBMISSION
- [ ] ADVANCE COPY
- [x] CONSTRUCTION

drg. no. EMPS/395/PL/03	drawn by DHIRAJ
scale 1:125@A1	designed by CHANDARPAL
date SEP 2024	checked by CHANDARPAL

architects

PRODUCED BY AN AUTODESK EDUCATIONAL PRODUCT

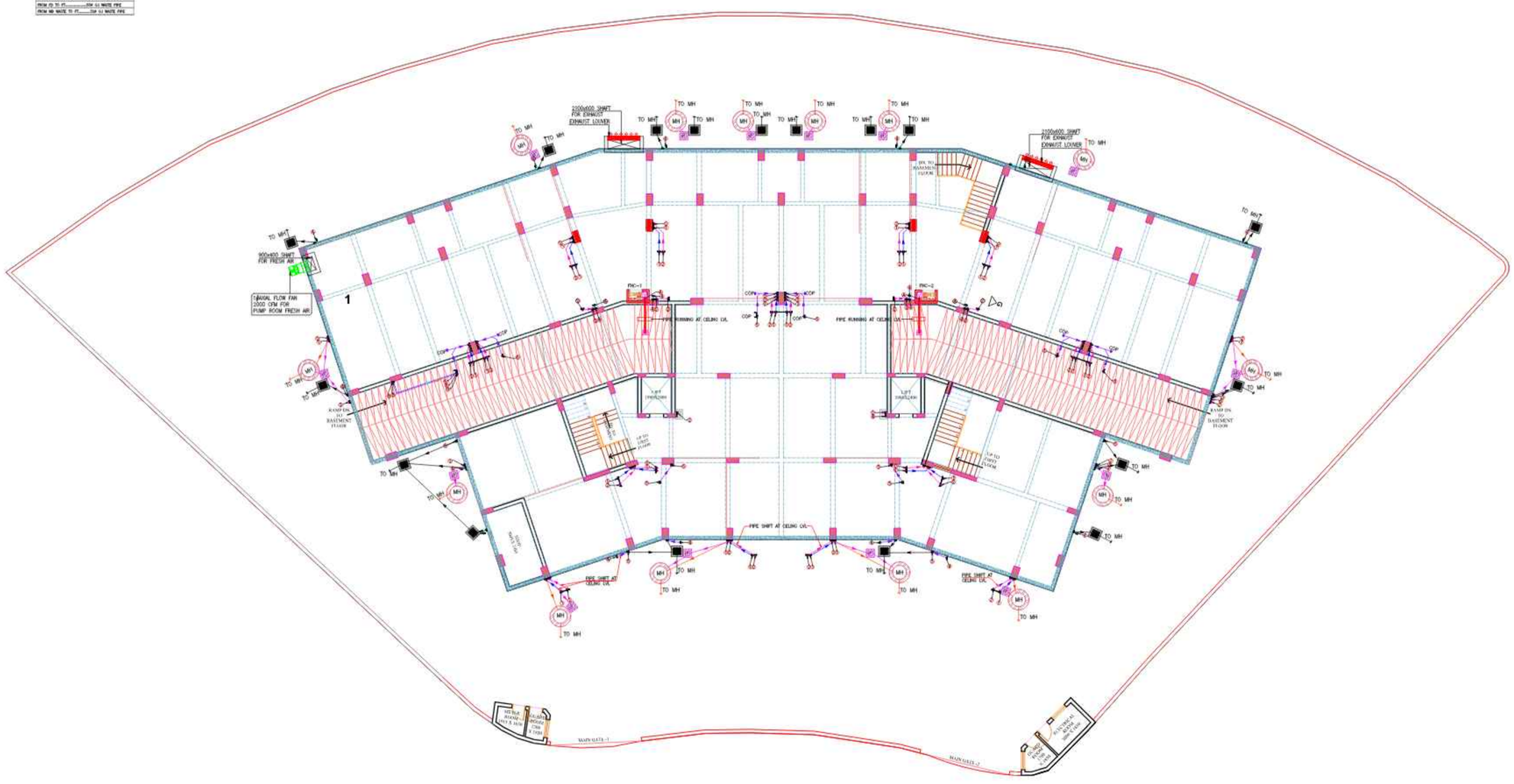

SANITARY LAYOUT PLAN (STILT FLOOR)

LEGEND :

S. No.	SYMBOL	DESCRIPTION	POSITION

NOTES :

SAMEEP GARG
CA-2000-26238
H.M. Complex, Near Axis Bank
Ramghat Road, Aligarh

rev. no.	date	revision

project
GROUP HOUSING AT KALINDI VIHAR, KHURJA, DISTT. BULANDSHAHAR.

title
STILT FLOOR PLAN

subtitle
STILT FLOOR SANITARY LAYOUT PLAN

drawing released for
- ☐ TENDER
- ☐ SUBMISSION
- ☐ ADVANCE COPY
- ■ CONSTRUCTION

drg. no. BL/WR/01	drawn by SOMDUTT
scale 1:100@A1	designed by SAMEEP
date OCT. 2024	checked by SAMEEP

architects
BASELINE ARCHITECTS
Architects & Interior Design Consultants
H.M COMPLEX, FIRST FLOOR, NEAR AXIS BANK, RAMGHAT ROAD, ALIGARH.
Mob.: 9319093183, E mail: baseline.arch@gmail.com

PRODUCED BY AN AUTODESK EDUCATIONAL PRODUCT
PRODUCED BY AN AUTODESK EDUCATIONAL PRODUCT
PRODUCED BY AN AUTODESK EDUCATIONAL PRODUCT

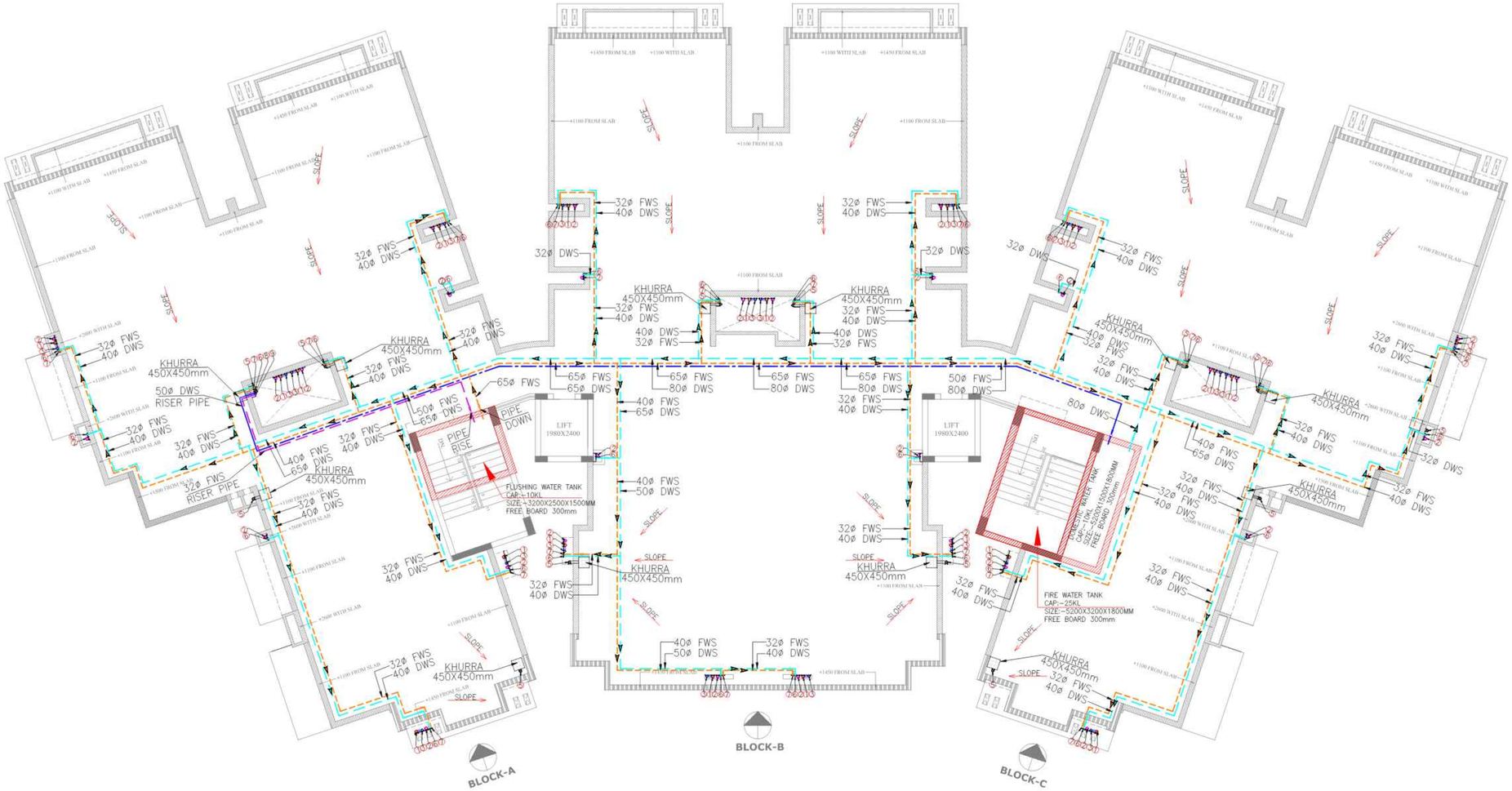

TERRACE FLOOR WORKING PLAN

LEGEND:–

S.NO.	DESCRIPTION	SYMBOL
1.	KHURRA 450X450mm	
2.	DOMESTIC WATER RISER PIPE LINE	
3.	FLUSHING WATER RISER PIPE LINE	
4.	FLUSHING WATER SUPPLY PIPE LINE	
5.	DOMESTIC WATER SUPPLY PIPE LINE	
6	BALL VALVE	
7	FLOW DIRECTION	

DETAIL OF PIPE CONNECTIONS

FROM WC TO STACK.....100ø CI SOIL PIPE
FROM FT TO STACK.....100ø CI WASTE PIPE
FROM FD TO FT.....50ø G.I WASTE PIPE
FROM WB WASTE TO FT.....32ø G.I WASTE PIPE

LEGEND :–

1	100ø CI HUBLESS SOIL PIPE
2	100ø CI HUBLESS WASTE PIPE
3	75ø CI ANTISYPHONAGE PIPE
4	75 OD uPVC BALCONY RAIN WATER PIPE
5	110 OD uPVC RAIN WATER PIPE FROM TERRACE
6	DOMESTIC WATER SUPPLY DOWN TAKE PIPE
7	FLUSHING WATER SUPPLY DOWN TAKE PIPE
8	DOM. WATER RISER FROM PLANT ROOM TO O.H.T.
9	FLU. WATER RISER FROM S.T.P TO O.H.T
	FLOOR TRAP CUTOUT 150mm DIA
	FLOOR TRAP CUTOUT 100mm DIA
	WATER CLOSET CUTOUT 150mm DIA
	FLOOR TRAP(100X100)mm
	FLOOR DRAIN (100X50)mm
	SOIL PIPE LINE
	WASTE PIPE LINE

LEGEND :

S. No.	SYMBOL	DESCRIPTION	POSITION

NOTES :

SAMEEP GARG
CA-2000-26238
H.M. Complex, Near Axis Bank
Ramghat Road, Aligarh

rev. no.	date	revision
R2	24.09.2024	PLUMBING DRAWING
R1	30.07.2024	PLUMBING DRAWING
R0	08.06.2023	TENDER DRAWING

project

title: PLUMBING DRAWING

subtitle: PLUMBING LAYOUT
TERRACE PLAN

drawing released for
- ☐ TENDER
- ☐ SUBMISSION
- ☐ ADVANCE COPY
- ■ CONSTRUCTION

drg. no. EMPS/395/PL/05	drawn by DHIRAJ
scale 1:100@A1	designed by CHANDARPAL
date SEP 2024	checked by CHANDARPAL

architects

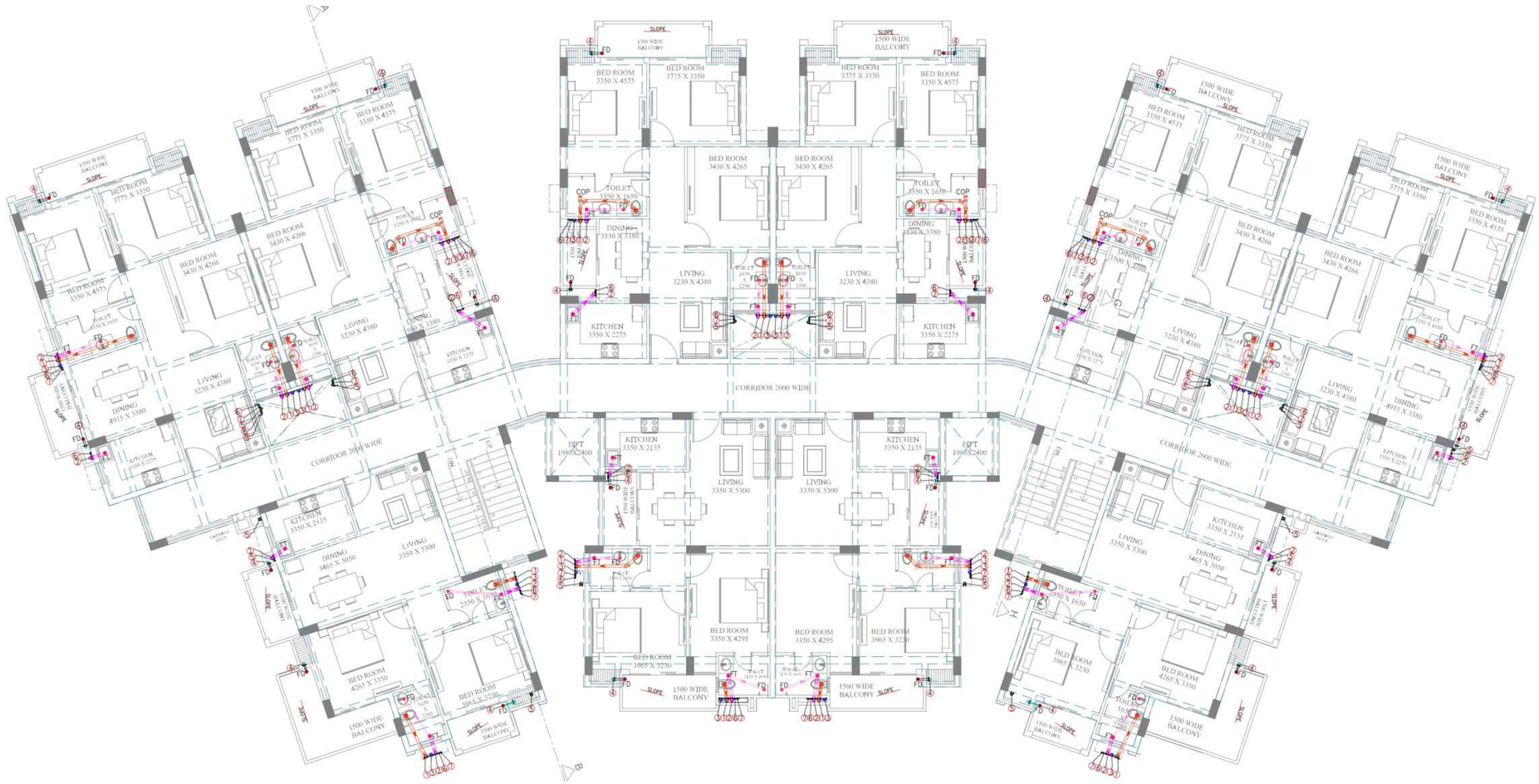

TYPICAL FLOOR PLUMBING LAYOUT

(FIRST TO SEVENTH FLOOR)

DETAIL OF PIPE CONNECTIONS
FROM WC TO STACK.....100ø CI SOIL PIPE
FROM FT TO STACK.....100ø CI WASTE PIPE
FROM FD TO FT.....50ø G.I WASTE PIPE
FROM WB WASTE TO FT.....32ø G.I WASTE PIPE

3	75ø CI ANTISYPHONAGE PIPE
4	75 OD uPVC BALCONY RAIN WATER PIPE
5	110 OD uPVC RAIN WATER PIPE FROM TERRACE
6	DOMESTIC WATER SUPPLY DOWN TAKE PIPE
7	FLUSHING WATER SUPPLY DOWN TAKE PIPE
8	DOM. WATER RISER FROM PLANT ROOM TO O.H.T.
9	FLU. WATER RISER FROM S.T.P TO O.H.T
	FLOOR TRAP CUTOUT 150mm DIA
	FLOOR TRAP CUTOUT 100mm DIA
	WATER CLOSET CUTOUT 150mm DIA
	FLOOR TRAP(100X100)mm
	FLOOR DRAIN (100X50)mm
	SOIL PIPE LINE
	WASTE PIPE LINE

LEGEND :

S. No.	SYMBOL	DESCRIPTION	POSITION

NOTES :

SAMEEP GARG
CA-2000-26238
H.M. Complex, Near Axis Bank
Ramghat Road, Aligarh

rev. no.	date	revision
R2	24.09.2024	PLUMBING DRAWING
R1	30.07.2024	PLUMBING DRAWING
R0	08.06.2023	TENDER DRAWING

project

title: PLUMBING DRAWING

subtitle: PLUMBING LAYOUT
TYPICAL FLOOR PLAN

drawing released for
- ☐ TENDER
- ☐ SUBMISSION
- ☐ ADVANCE COPY
- ■ CONSTRUCTION

drg. no. EMPS/395/PL/04	drawn by DHIRAJ
scale 1:100@A1	designed by CHANDARPAL
date SEP 2024	checked by CHANDARPAL

architects