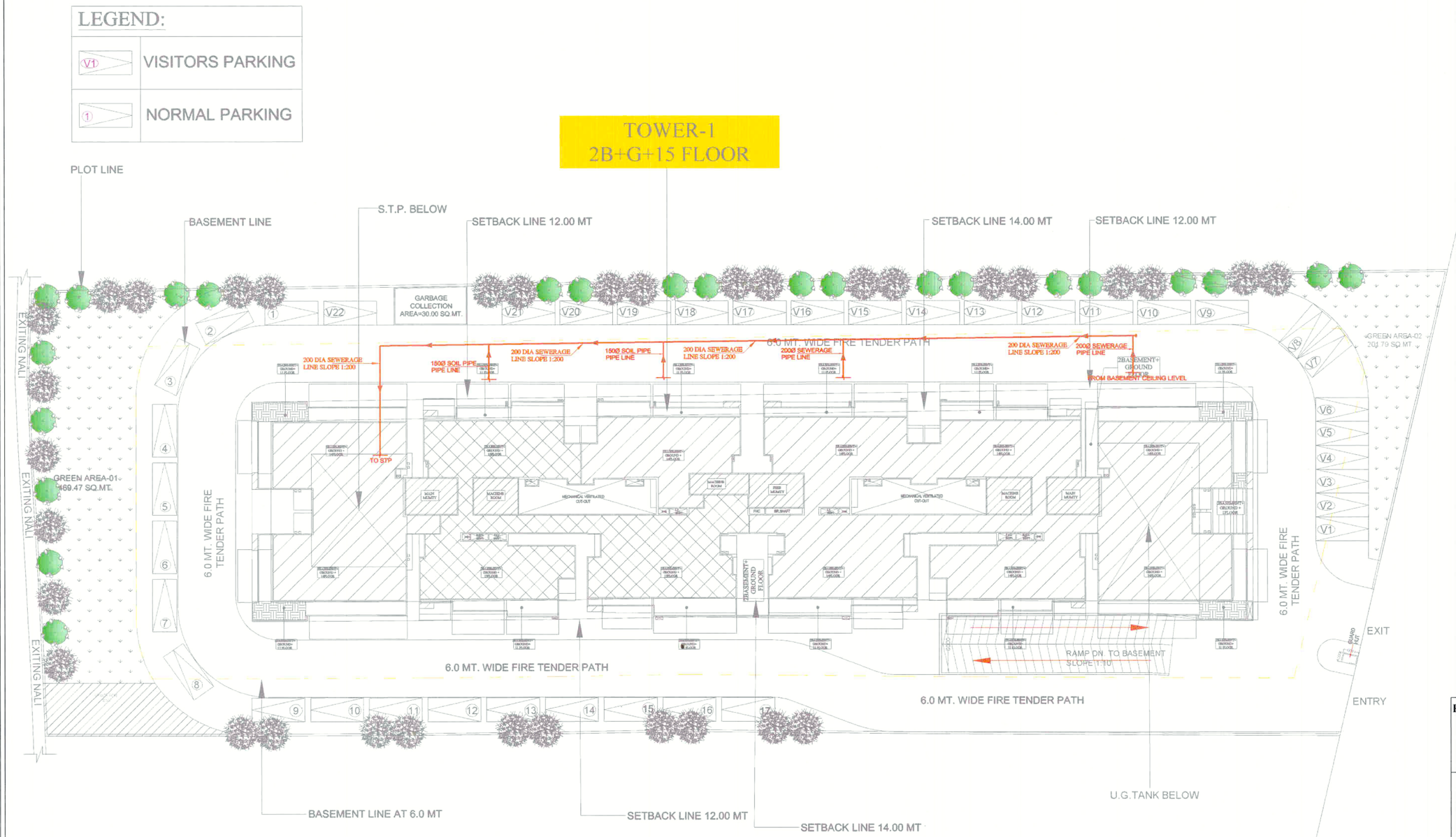

SITE PLAN

LEGEND:-		
S.NO.	DESCRIPTION	SYMBOL
1.	RCC SEWERAGE PIPE LINE	

WINDSOR PARADISE HEIGHTS PVT. LTD. NEW DELHI

SPACE DESIGNERS INTERNATIONAL B-34, SECTOR-67 NOIDA

PROJECT :-
PROPOSED GROUP HOUSING
"WINDSOR - MAJESTY"
AT KHASRA NO. 527 MIN, NOOR NAGAR, RAJ NAGAR EXTENSION, GHAZIABAD

BUILDERS & PROMOTERS :-
M/S WINDSOR PARADISE HEIGHTS PVT. LTD.

DRAWING TITLE :-
SEWERAGE LAYOUT PLAN

ARCHITECTS :
Space Designers International
B-34,Sector-67, NOIDA-201301
PH :91-9711633717,18
e-mail : info@spacedi.com, www.spacedi.com

CHECKED BY :-	SCALE :-	DATE :-
VISHAL	1:210@A1	03/02/2025

ARCHITECT'S SIGNATURE

OWNER'S SIGNATURE

DRG. No. :-PL-02

MEP CONSULTANT:
PKV
PKV Consulting Engineers (P) Ltd.
C-815, DDA Flats,Loni Road, Delhi -110093
TELEFAX - 011-22816297
E-mail:- pramod@pkv.co.in
info@pkv.co.in

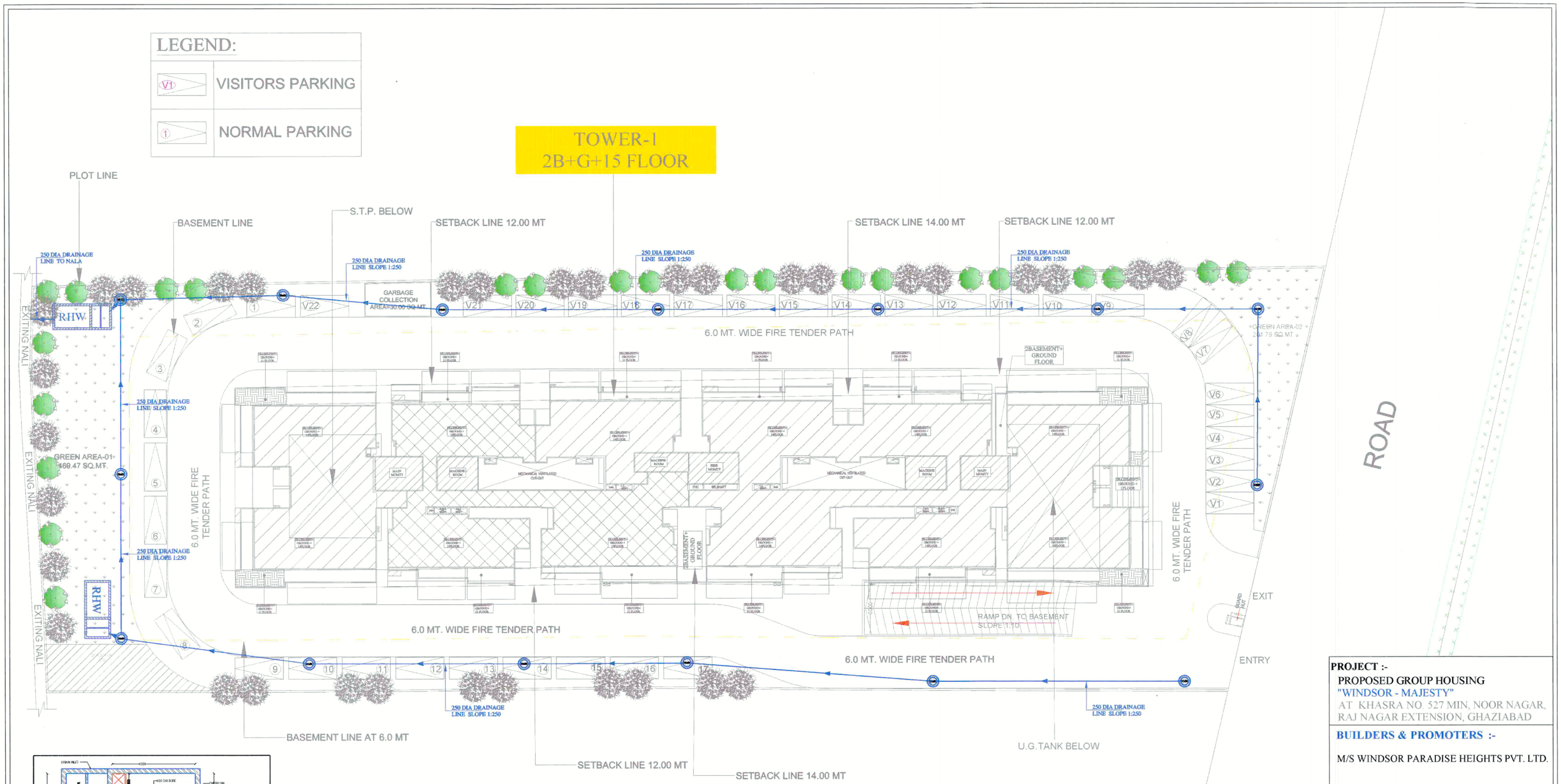

SITE PLAN

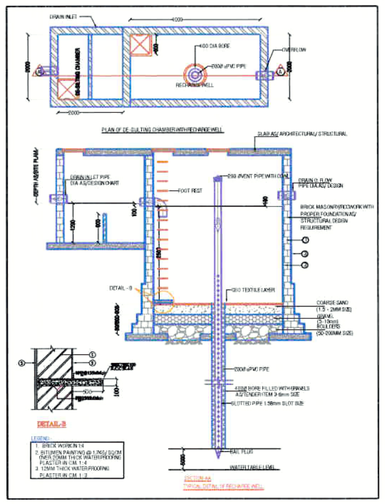

LEGEND:-		
S.NO	DESCRIPTION	SYMBOL
1.	DRAINAGE CHAMBER (CIRCULAR)	
2.	RCC DRAINAGE PIPE LINE	
3.	RECHARGE WELL WITH DE-SULTING CHAMBER	

TYPICAL MANHOLE SCHEDULE

Type of Manhole	Size(mm)	Shape	Depth
A	900 DIA	CIRCULAR	900 TO 1650
B	1200 DIA	CIRCULAR	1651 TO 2300
C	1500 DIA	CIRCULAR	2301 TO 9000

PROJECT :-

PROPOSED GROUP HOUSING
"WINDSOR - MAJESTY"
AT KHASRA NO. 527 MIN, NOOR NAGAR, RAJ NAGAR EXTENSION, GHAZIABAD

BUILDERS & PROMOTERS :-

M/S WINDSOR PARADISE HEIGHTS PVT. LTD.

DRAWING TITLE :-

EXTERNAL DRAINAGE LAYOUT PLAN

ARCHITECTS :
Space Designers International
B-34,Sector-67, NOIDA-201301
PH :91-9711633717,18
e-mail : info@spacedi.com, www.spacedi.com

CHECKED BY :-	SCALE :-	DATE :-
ASHISH	1:210@A1	03/02/2025

OWNER'S SIGNATURE

ARCHITECT'S SIGNATURE

DRG. No. :-PL-03

MEP CONSULTANT:

PKV Consulting Engineers (P) Ltd.
C-815, DDA Flats,Loni Road, Delhi -110093
TELEFAX - 011-22816297
E-mail:- pramod@pkv.co.in
info@pkv.co.in

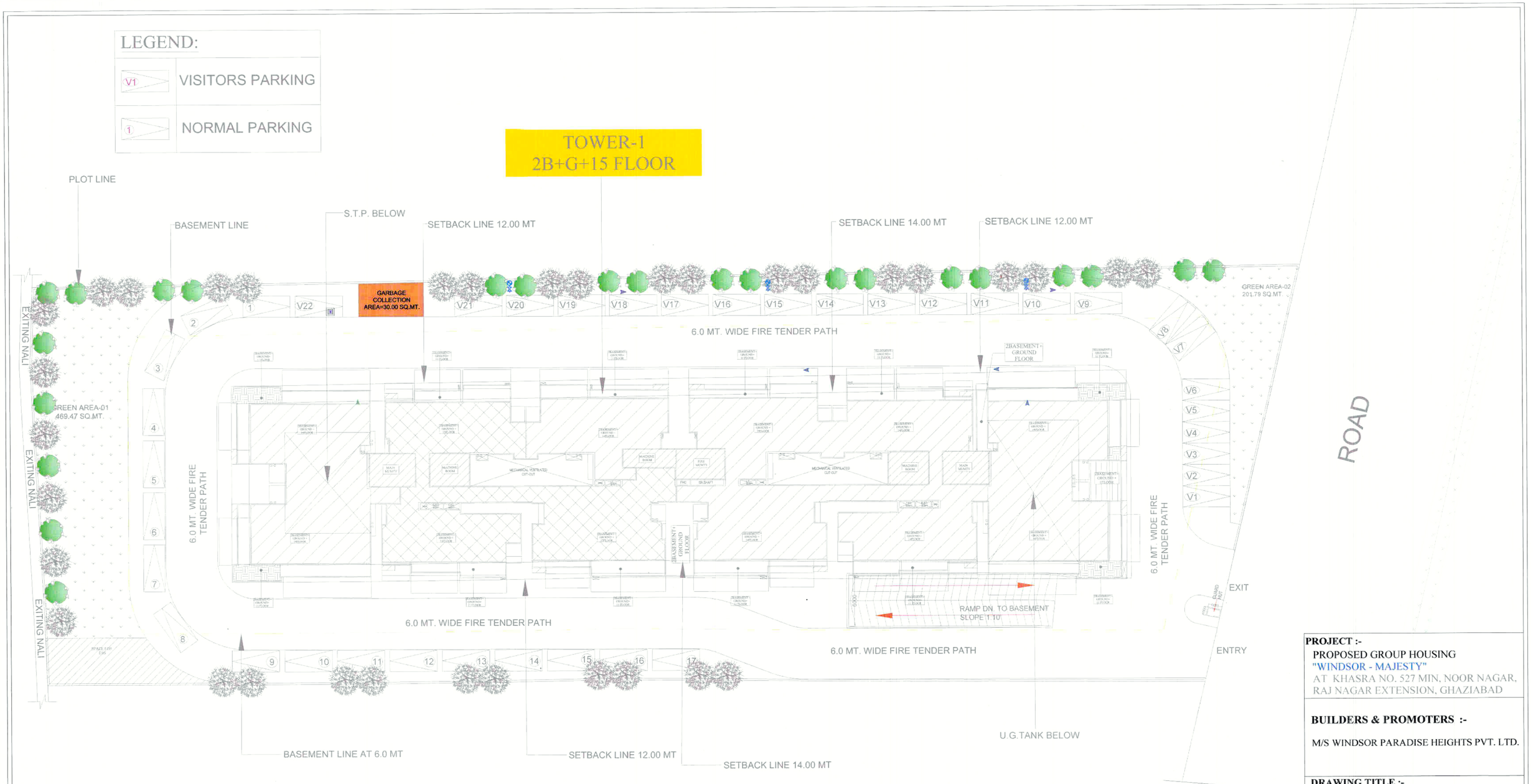

SITE PLAN

PROJECT :-

PROPOSED GROUP HOUSING
"WINDSOR - MAJESTY"
AT KHASRA NO. 527 MIN, NOOR NAGAR, RAJ NAGAR EXTENSION, GHAZIABAD

BUILDERS & PROMOTERS :-

M/S WINDSOR PARADISE HEIGHTS PVT. LTD.

DRAWING TITLE :-

GARBAGE COLLECTION PLAN

ARCHITECTS :
Space Designers International
B-34,Sector-67, NOIDA-201301
PH :91-9711633717,18
e-mail : info@spacedi.com, www.spacedi.com

CHECKED BY :-	SCALE :-	DATE :-
ASHISH	1:210@A1	03/02/2025

ARCHITECT'S SIGNATURE

OWNER'S SIGNATURE

DRG. No.:-PL-06

MEP CONSULTANT:

PKV Consulting Engineers (P) Ltd.
C-815, DDA Flats,Loni Road, Delhi -110093
TELEFAX - 011-22816297
E-mail:- pramod@pkv.co.in
info@pkv.co.in

LEGEND:	
V1	VISITORS PARKING
1	NORMAL PARKING

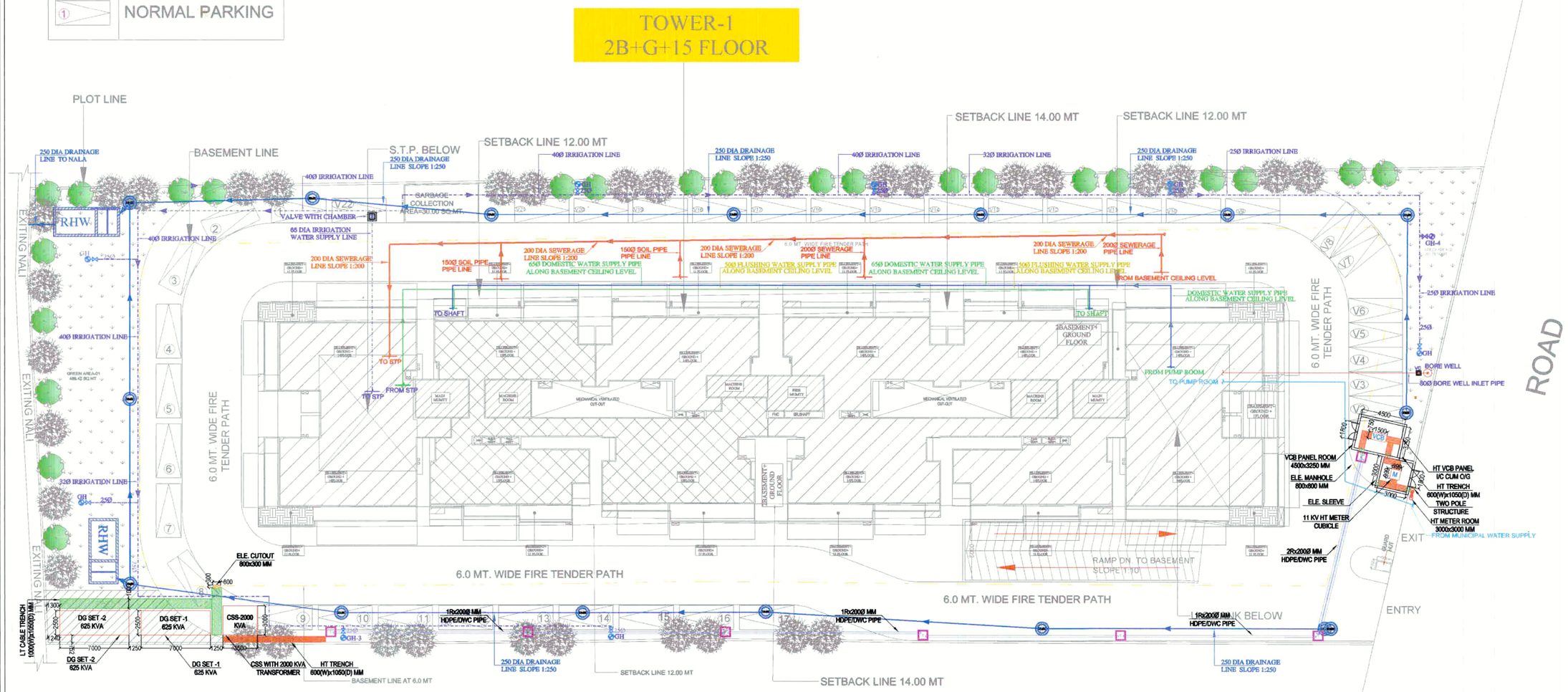

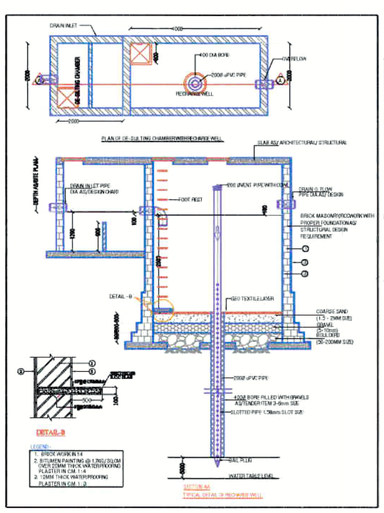

LEGENTS:-	DISCRIPTION
	HT CABLE TRENCH
	HT CABLE
	LT CABLE TRENCH
	CABLE TRAY
	HUME /HDPE PIPE
	ELE. MANHOLE
	LADDER TYPE CABLE TRAY
	PANEL / FEERDER PILLAR
	PERFORATEDTYPE CABLE TRAY

SITE PLAN

TYPICAL MANHOLE SCHEDULE			
Type of Manhole	Size(mm)	Shape	Depth
A	900 DIA	CIRCULAR	900 TO 1650
B	1200 DIA	CIRCULAR	1651 TO 2300
C	1500 DIA	CIRCULAR	2301 TO 9000

LEGEND:-		
S.NO	DESCRIPTION	SYMBOL
1.	SEWERAGE MANHOLE	
2.	DRAINAGE CHAMBER (CIRCULAR)	
3.	RCC SEWERAGE PIPE LINE	
4.	RCC DRAINAGE PIPE LINE	
5.	DOMESTIC WATER SUPPLY RISER LINE	
6.	FLUSHING WATER SUPPLY RISER LINE	
7.	MUNICIPAL WATER SUPPLY LINE	
8.	BORE WELL WATER SUPPLY LINE	
9.	IRRIGATION WATER SUPPLY LINE	
10.	RECHARGE WELL WITH DE-SULTING CHAMBER	
11.	GARDEN HYDRANT	

WINDSOR PARADISE HEIGHTS PVT. LTD. NEW DELHI

SPACE DESIGNERS INTERNATIONAL B-34, SECTOR-67 NOIDA

PROJECT :-
PROPOSED GROUP HOUSING
"WINDSOR - MAJESTY"
AT KHASRA NO. 527 MIN, NOOR NAGAR, RAJ NAGAR EXTENSION, GHAZIABAD

BUILDERS & PROMOTERS :-
M/S WINDSOR PARADISE HEIGHTS PVT. LTD.

DRAWING TITLE :-
EXTERNAL PLUMBING SUBMISSION LAYOUT

ARCHITECTS :
Space Designers International
B-34,Sector-67, NOIDA-201301
PH :91-9711633717,18
e-mail : info@spacedi.com, www.spacedi.com

CHECKED BY :-	SCALE :-	DATE :-
KAMAL	1:210	03.02.2025
OWNER'S SIGNATURE	ARCHITECT'S SIGNATURE	
	DRG. No.:-PL-01	

MEP CONSULTANT:
PKV Consulting Engineers (P) Ltd.
C-815, DDA Flats,Loni Road, Delhi -110093
TELEFAX - 011-22816297
E-mail:- pramod@pkv.co.in
info@pkv.co.in