SHEET NO.- 01

SITE PLAN

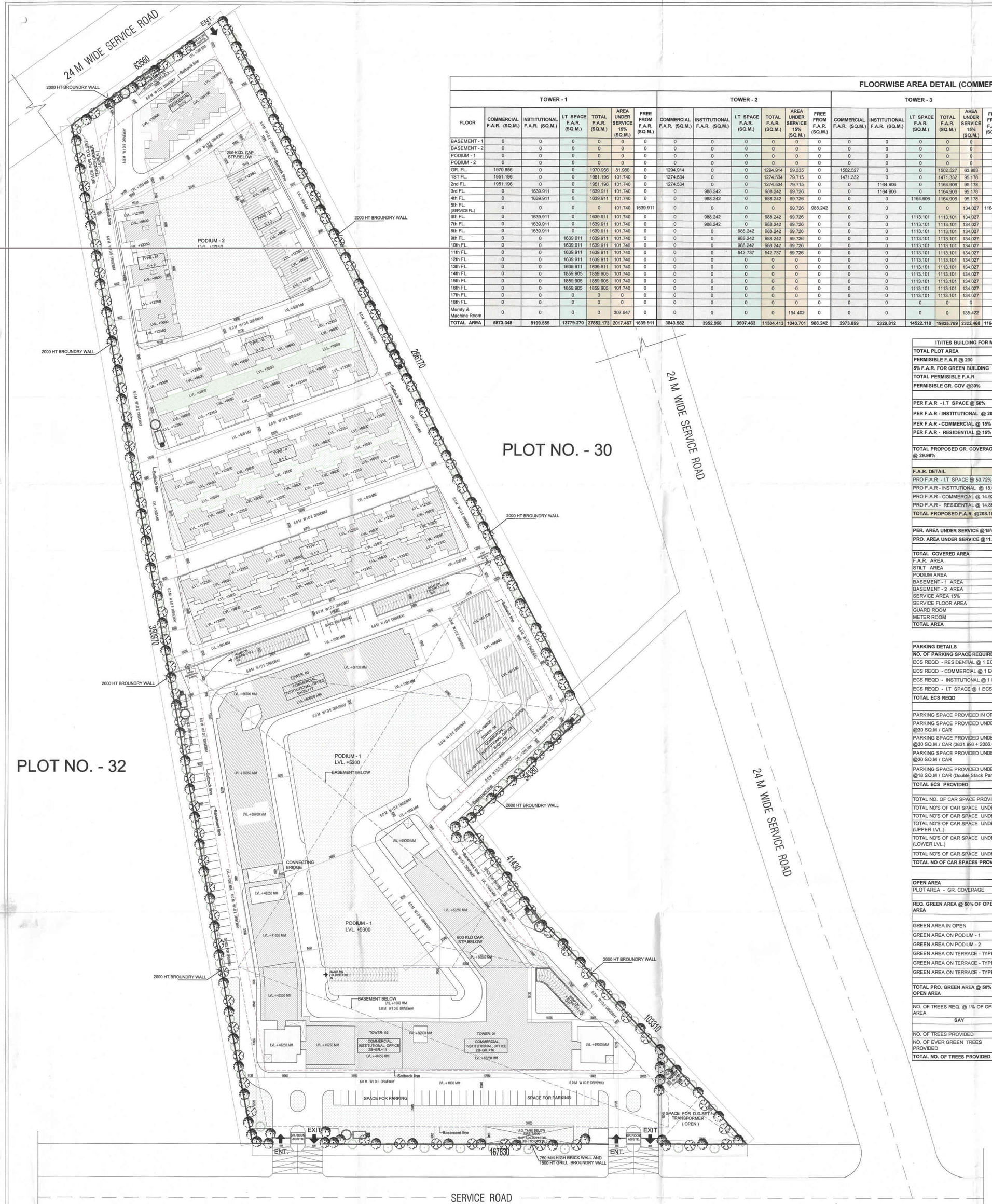

FLOORWISE AREA DETAIL (COMMERCIAL, INSTITUTIONAL, I.T SPACE & RESIDENTAIL)

FLOOR	TOWER - 1 COMMERCIAL F.A.R. (SQ.M.)	TOWER - 1 INSTITUTIONAL F.A.R. (SQ.M.)	TOWER - 1 I.T SPACE F.A.R. (SQ.M.)	TOWER - 1 TOTAL F.A.R. (SQ.M.)	TOWER - 1 AREA UNDER SERVICE 15% (SQ.M.)	TOWER - 1 FREE FROM F.A.R. (SQ.M.)	TOWER - 2 COMMERCIAL F.A.R. (SQ.M.)	TOWER - 2 INSTITUTIONAL F.A.R. (SQ.M.)	TOWER - 2 I.T SPACE F.A.R. (SQ.M.)	TOWER - 2 TOTAL F.A.R. (SQ.M.)	TOWER - 2 AREA UNDER SERVICE 15% (SQ.M.)	TOWER - 2 FREE FROM F.A.R. (SQ.M.)
BASEMENT - 1	0	0	0	0	0	0	0	0	0	0	0	0
BASEMENT - 2	0	0	0	0	0	0	0	0	0	0	0	0
PODIUM - 1	0	0	0	0	0	0	0	0	0	0	0	0
PODIUM - 2	0	0	0	0	0	0	0	0	0	0	0	0
GR. FL.	1970.956	0	0	1970.956	81.960	0	1294.914	0	0	1294.914	59.335	0
1ST FL.	1951.196	0	0	1951.196	101.740	0	1274.534	0	0	1274.534	79.715	0
2nd FL.	1951.196	0	0	1951.196	101.740	0	1274.534	0	0	1274.534	79.715	0
3rd FL.	0	1639.911	0	1639.911	101.740	0	0	988.242	0	988.242	69.726	0
4th FL.	0	1639.911	0	1639.911	101.740	0	0	988.242	0	988.242	69.726	0
5th FL. (SERVICE FL.)	0	0	0	0	101.740	1639.911	0	0	0	0	69.726	988.242
6th FL.	0	1639.911	0	1639.911	101.740	0	0	988.242	0	988.242	69.726	0
7th FL.	0	1639.911	0	1639.911	101.740	0	0	988.242	0	988.242	69.726	0
8th FL.	0	1639.911	0	1639.911	101.740	0	0	0	988.242	988.242	69.726	0
9th FL.	0	0	1639.911	1639.911	101.740	0	0	0	988.242	988.242	69.726	0
10th FL.	0	0	1639.911	1639.911	101.740	0	0	0	988.242	988.242	69.726	0
11th FL.	0	0	1639.911	1639.911	101.740	0	0	0	542.737	542.737	69.726	0
12th FL.	0	0	1639.911	1639.911	101.740	0	0	0	0	0	0	0
13th FL.	0	0	1639.911	1639.911	101.740	0	0	0	0	0	0	0
14th FL.	0	0	1859.905	1859.905	101.740	0	0	0	0	0	0	0
15th FL.	0	0	1859.905	1859.905	101.740	0	0	0	0	0	0	0
16th FL.	0	0	1859.905	1859.905	101.740	0	0	0	0	0	0	0
17th FL.	0	0	0	0	0	0	0	0	0	0	0	0
18th FL.	0	0	0	0	0	0	0	0	0	0	0	0
Mumty & Machine Room	0	0	0	0	307.647	0	0	0	0	0	194.402	0
TOTAL AREA	5873.348	8199.555	13779.270	27852.173	2017.467	1639.911	3843.982	3952.968	3507.463	11304.413	1040.701	988.242

FLOOR	TOWER - 3 COMMERCIAL F.A.R. (SQ.M.)	TOWER - 3 INSTITUTIONAL F.A.R. (SQ.M.)	TOWER - 3 I.T SPACE F.A.R. (SQ.M.)	TOWER - 3 TOTAL F.A.R. (SQ.M.)	TOWER - 3 AREA UNDER SERVICE 15% (SQ.M.)	TOWER - 3 FREE FROM F.A.R. (SQ.M.)	TOWER - 4 COMMERCIAL F.A.R. (SQ.M.)	TOWER - 4 INSTITUTIONAL F.A.R. (SQ.M.)	TOWER - 4 I.T SPACE F.A.R. (SQ.M.)	TOWER - 4 TOTAL F.A.R. (SQ.M.)	TOWER - 4 AREA UNDER SERVICE 15% (SQ.M.)	TOWER - 4 FREE FROM F.A.R. (SQ.M.)
BASEMENT - 1	0	0	0	0	0	0	0	0	0	0	0	0
BASEMENT - 2	0	0	0	0	0	0	0	0	0	0	0	0
PODIUM - 1	0	0	0	0	0	0	0	0	0	0	0	0
PODIUM - 2	0	0	0	0	0	0	0	0	0	0	0	0
GR. FL.	1502.527	0	0	1502.527	63.983	0	0	685.114	0	685.114	54.431	21.366
1ST FL.	1471.332	0	0	1471.332	95.178	0	0	664.162	0	664.162	75.383	0
2nd FL.	0	1164.906	0	1164.906	95.178	0	0	0	654.231	654.231	105.166	0
3rd FL.	0	1164.906	0	1164.906	95.178	0	0	0	654.231	654.231	105.166	0
4th FL.	0	0	1164.906	1164.906	95.178	0	0	0	653.169	653.169	107.087	0
5th FL. (SERVICE FL.)	0	0	0	0	134.027	1164.906	0	0	668.584	668.584	92.490	0
6th FL.	0	0	1113.101	1113.101	134.027	0	0	0	668.584	668.584	92.490	0
7th FL.	0	0	1113.101	1113.101	134.027	0	0	0	668.584	668.584	92.490	0
8th FL.	0	0	1113.101	1113.101	134.027	0	0	0	668.584	668.584	92.490	0
9th FL.	0	0	1113.101	1113.101	134.027	0	0	0	668.584	668.584	92.490	0
10th FL.	0	0	1113.101	1113.101	134.027	0	0	0	668.584	668.584	92.490	0
11th FL.	0	0	1113.101	1113.101	134.027	0	0	0	668.584	668.584	92.490	0
12th FL.	0	0	1113.101	1113.101	134.027	0	0	0	668.584	668.584	92.490	0
13th FL.	0	0	1113.101	1113.101	134.027	0	0	0	668.584	668.584	92.490	0
14th FL.	0	0	1113.101	1113.101	134.027	0	0	0	668.584	668.584	92.490	0
15th FL.	0	0	1113.101	1113.101	134.027	0	0	0	668.584	668.584	92.490	0
16th FL.	0	0	1113.101	1113.101	134.027	0	0	0	668.584	668.584	92.490	0
17th FL.	0	0	1113.101	1113.101	134.027	0	0	0	668.584	668.584	92.490	0
18th FL.	0	0	0	0	0	0	0	0	668.584	668.584	92.490	0
Mumty & Machine Room	0	0	0	0	135.422	0	0	0	0	0	106.845	0
TOTAL AREA	2973.859	2329.812	14522.118	19825.789	2322.468	1164.906	0.000	1349.276	11321.807	12671.083	1848.918	21.366

FLOOR	TOWER - 5 RESIDENTIAL F.A.R. (SQ.M.)	TOWER - 5 AREA UNDER SERVICE 15% (SQ.M.)	TOWER - 5 FREE FROM F.A.R. (SQ.M.)	TYPE - I RESIDENTIAL F.A.R. (SQ.M.)	TYPE - I AREA UNDER SERVICE 15% (SQ.M.)	TYPE - I FREE FROM F.A.R. (SQ.M.)	TYPE - II RESIDENTIAL F.A.R. (SQ.M.)	TYPE - II AREA UNDER SERVICE 15% (SQ.M.)	TYPE - II FREE FROM F.A.R. (SQ.M.)	TYPE - III RESIDENTIAL F.A.R. (SQ.M.)	TYPE - III AREA UNDER SERVICE 15% (SQ.M.)	TYPE - III FREE FROM F.A.R. (SQ.M.)
BASEMENT - 1	0	0	0	0	0	0	0	0	0	0	0	0
BASEMENT - 2	0	0	0	0	0	0	0	0	0	0	0	0
PODIUM - 1	0	0	0	0	0	0	0	0	0	0	0	0
PODIUM - 2	0	0	0	0	0	0	0	0	0	0	0	0
GR. FL.	36.116	19.504	329.394	190.550	0	1609.531	160.006	0	1534.646	171.315	0	1382.747
1ST FL.	345.637	39.377	0	1361.360	17.857	0	1209.627	0	0	1096.272	0	0
2nd FL.	345.637	39.377	0	1117.703	17.857	0	980.817	0	0	888.265	0	0
3rd FL.	345.637	39.377	0	0	0	0	0	0	0	0	0	0
4th FL.	345.637	39.377	0	0	0	0	0	0	0	0	0	0
5th FL. (SERVICE FL.)	345.637	39.377	0	0	0	0	0	0	0	0	0	0
6th FL.	345.637	39.377	0	0	0	0	0	0	0	0	0	0
7th FL.	345.637	39.377	0	0	0	0	0	0	0	0	0	0
8th FL.	345.637	39.377	0	0	0	0	0	0	0	0	0	0
9th FL.	345.637	39.377	0	0	0	0	0	0	0	0	0	0
10th FL.	345.637	39.377	0	0	0	0	0	0	0	0	0	0
11th FL.	0	0	0	0	0	0	0	0	0	0	0	0
12th FL.	0	0	0	0	0	0	0	0	0	0	0	0
13th FL.	0	0	0	0	0	0	0	0	0	0	0	0
14th FL.	0	0	0	0	0	0	0	0	0	0	0	0
15th FL.	0	0	0	0	0	0	0	0	0	0	0	0
16th FL.	0	0	0	0	0	0	0	0	0	0	0	0
17th FL.	0	0	0	0	0	0	0	0	0	0	0	0
18th FL.	0	0	0	0	0	0	0	0	0	0	0	0
Mumty & Machine Room	0	62	0	0	247.208	0	0	214.843	0	0	271.769	0
TOTAL AREA	3492.486	475.082	329.394	2669.613	282.922	1609.531	2350.650	214.843	1534.646	2155.852	271.769	1382.747

FLOOR	TYPE - IV RESIDENTIAL F.A.R. (SQ.M.)	TYPE - IV AREA UNDER SERVICE 15% (SQ.M.)	TYPE - IV FREE FROM F.A.R. (SQ.M.)	TOTAL F.A.R. (SQ.M.)	TOTAL AREA UNDER SERVICE 15% (SQ.M.)	TOTAL AREA FREE FROM F.A.R. (SQ.M.)	GUARD ROOM AREA (SQ.M.)	METER ROOM AREA (SQ.M.)	S.T.P. AREA (SQ.M.)	TOTAL COVERED AREA
BASEMENT - 1	0	0	0	0	0	13835.125	0	0	650.000	14485.125
BASEMENT - 2	0	0	0	0	0	13733.812	0	0	0	13733.812
PODIUM - 1	0	0	0	0	0	3631.993	0	0	0	3631.993
PODIUM - 2	0	0	0	0	0	2086.049	0	0	0	2086.049
GR. FL.	190.550	0	756.665	5185.958	279.233	5634.349	30.000	15.000	0	12144.540
1ST FL.	901.845	29.280	0	10276.165	438.530	0	0	0	0	10714.695
2nd FL.	889.000	29.280	0	9266.289	468.313	0	0	0	0	9734.602
3rd FL.	0	0	0	4792.927	411.187	0	0	0	0	5204.114
4th FL.	0	0	0	4791.865	413.088	0	0	0	0	5204.953
5th FL. (SERVICE FL.)	0	0	0	1014.221	437.360	3793.059	0	0	0	5244.640
6th FL.	0	0	0	4755.475	437.360	0	0	0	0	5192.835
7th FL.	0	0	0	4755.475	437.360	0	0	0	0	5192.835
8th FL.	0	0	0	4755.475	437.360	0	0	0	0	5192.835
9th FL.	0	0	0	4755.475	437.360	0	0	0	0	5192.835
10th FL.	0	0	0	4755.475	437.360	0	0	0	0	5192.835
11th FL.	0	0	0	3994.333	397.983	0	0	0	0	4392.316
12th FL.	0	0	0	3421.596	328.257	0	0	0	0	3749.853
13th FL.	0	0	0	3421.596	328.257	0	0	0	0	3749.853
14th FL.	0	0	0	3641.590	328.257	0	0	0	0	3969.847
15th FL.	0	0	0	3641.590	328.257	0	0	0	0	3969.847
16th FL.	0	0	0	3641.590	328.257	0	0	0	0	3969.847
17th FL.	0	0	0	1781.685	226.517	0	0	0	0	2008.202
18th FL.	0	0	0	668.584	92.490	0	0	0	0	761.074
Mumty & Machine Room	0	137.660	0	0	1677.604	0	0	0	0	1677.604
TOTAL AREA	1965.305	196.220	756.665	84287.364	8870.390	42714.387	30.000	15.000	650.000	136367.141

IT/ITES BUILDING FOR M/S SHUBH ADVISORS PVT.LTD		
TOTAL PLOT AREA	40500	Sq. M
PERMISIBLE F.A.R @ 200	81000	Sq. M
5% F.A.R. FOR GREEN BUILDING	4050	Sq. M
TOTAL PERMISIBLE F.A.R	85050	Sq. M
PERMISIBLE GR. COV @30%	12150	Sq. M
PER F.A.R - I.T SPACE @ 50%	42525.0	Sq. M
PER F.A.R - INSTITUTIONAL @ 20%	17010.0	Sq. M
PER F.A.R - COMMERCIAL @ 15%	12757.5	Sq. M
PER F.A.R - RESIDENTIAL @ 15%	12757.5	Sq. M
TOTAL PROPOSED GR. COVERAGE @ 29.96%	12144.540	Sq. M
F.A.R. DETAIL		
PRO F.A.R - I.T SPACE @ 50.72%	43145.658	Sq. M
PRO F.A.R - INSTITUTIONAL @ 18.61%	15831.611	Sq. M
PRO F.A.R - COMMERCIAL @ 14.92%	12691.189	Sq. M
PRO F.A.R - RESIDENTIAL @ 14.85%	12633.906	Sq. M
TOTAL PROPOSED F.A.R. @208.15	84302.364	Sq. M
PER. AREA UNDER SERVICE @15%	12150	Sq. M
PRO. AREA UNDER SERVICE @11.50%	9320.39	Sq. M
TOTAL COVERED AREA		
F.A.R. AREA	84302.364	Sq. M
STILT AREA	5612.983	Sq. M
PODIUM AREA	5718.042	Sq. M
BASEMENT - 1 AREA	13835.125	Sq. M
BASEMENT - 2 AREA	13733.812	Sq. M
SERVICE AREA 15%	9320.39	Sq. M
SERVICE FLOOR AREA	3793.059	Sq. M
GUARD ROOM	30.000	Sq. M
METER ROOM	15.000	Sq. M
TOTAL AREA	136360.775	Sq. M

PARKING DETAILS			
NO. OF PARKING SPACE REQUIRED			
ECS REQD - RESIDENTIAL @ 1 ECS /112 SQ.M.	12757.5 / 112	113.91	E.C.S
ECS REQD - COMMERCIAL @ 1 ECS /30 SQ.M.	12757.5 / 30	425.25	E.C.S
ECS REQD - INSTITUTIONAL @ 1 ECS /50 SQ.M.	17010 / 50	340.2	E.C.S
ECS REQD - I.T SPACE @ 1 ECS /50 SQ.M.	42525 / 50	850.5	E.C.S
TOTAL ECS REQD		1729.86	E.C.S
PARKING SPACE PROVIDED IN OPEN @20 SQ.M. / CAR	4405.730/ 20	220.287	E.C.S
PARKING SPACE PROVIDED UNDER STILT @30 SQ.M. / CAR	5612.983 / 30	187.099	E.C.S
PARKING SPACE PROVIDED UNDER PODIUM @30 SQ.M. / CAR (3631.993 + 2086.049)	5718.042 / 30	190.601	E.C.S
PARKING SPACE PROVIDED UNDER BASEMENT - 1 @30 SQ.M / CAR	12538.495 / 30	417.950	E.C.S
PARKING SPACE PROVIDED UNDER BASEMENT - 2 @18 SQ.M / CAR (Double Stack Parking)	12918.124 / 18	717.674	E.C.S
TOTAL ECS PROVIDED		1733.611	E.C.S

TOTAL NO. OF CAR SPACE PROVIDED IN OPEN	93	CARS
TOTAL NO'S OF CAR SPACE UNDER STILT	180	CARS
TOTAL NO'S OF CAR SPACE UNDER PODIUM	166	CARS
TOTAL NO'S OF CAR SPACE UNDER BASEMENT -1 (UPPER LVL.)	208	CARS
TOTAL NO'S OF CAR SPACE UNDER BASEMENT -1 (LOWER LVL.)	223	CARS
TOTAL NO'S OF CAR SPACE UNDER BASEMENT - 2	640	CARS
TOTAL NO OF CAR SPACES PROVIDED	1510	CARS

OPEN AREA		
PLOT AREA - GR. COVERAGE	28355.460	Sq. M
REQ. GREEN AREA @ 50% OF OPEN AREA	14177.730	Sq. M
GREEN AREA IN OPEN	7160.56	Sq. M
GREEN AREA ON PODIUM - 1	3631.993	Sq. M
GREEN AREA ON PODIUM - 2	2086.049	Sq. M
GREEN AREA ON TERRACE - TYPE - 1	420.864	Sq. M
GREEN AREA ON TERRACE - TYPE - 2	484.825	Sq. M
GREEN AREA ON TERRACE - TYPE - 3	457.790	Sq. M
TOTAL PRO. GREEN AREA @ 50% OF OPEN AREA	14242.081	Sq. M
NO. OF TREES REQ. @ 1% OF OPEN AREA	283.5546	TREES
SAY	300	TREES
NO. OF TREES PROVIDED:	350	TREES
NO. OF EVER GREEN TREES PROVIDED	150	TREES
TOTAL NO. OF TREES PROVIDED	500	TREES

AREA AND DUS DETAIL:-											
TOWER NO.	NO.OF STORIES	GROUND COVERAGE (SQ.M.)	I.T SPACE F.A.R. (SQ.M.)	INSTITUTIONAL F.A.R. (SQ.M.)	COMMERCIAL F.A.R. (SQ.M.)	RSIDENTIAL F.A.R. (SQ.M.)	TOTAL F.A.R (SQ.M.)	AREA UNDER SERVICE 15% (SQ.M.)	SERVICE FLOOR AREA (SQ.M.)	STILT AREA (SQ.M.)	PODIUM AREA (SQ.M.)	TOTAL D.U.S.
TOWER -01	2B+G+16	2052.936	13779.27	8199.555	5873.348	-	27852.173	2017.467	1639.911	-	-	-
TOWER -02	2B+G+11	1354.249	3507.463	3952.968	3843.982	-	11304.413	1040.701	988.242	-	-	-
TOWER -03	B+G+17	1566.510	14522.118	2329.812	2973.859	-	19825.789	2322.468	1164.906	-	-	-
TOWER -04	G+B+18	760.911	11321.807	1349.276	-	-	12671.083	1848.918	-	-	-	-
TOWER -05	S+10	385.014	-	-	-	3492.49	3492.486	475.082	-	329.394	-	-
TYPE- IV	S+2	931.125	-	-	-	1965.305	1965.305	196.220	-	756.665	-	12
TYPE- III	S+2	1554.062	-	-	-	2155.852	2155.852	271.769	-	1382.747	-	18
TYPE- II	S+2	1694.652	-	-	-	2350.65	2350.650	214.843	-	1534.646	-	24
TYPE- I	S+2	1800.081	-	-	-	2669.613	2669.613	282.922	-	1609.531	-	28
AREA UNDER UTILITIES ADDED												
GUARD ROOM	G	30.000	-	-	-	-	-	-	-	-	-	-
METER ROOM	G	15.000	15.000	-	-	-	15.000	-	-	-	-	-
S.T.P	-	-	-	-	-	-	-	650.000	-	-	-	-
PODIUM 1	-	-	-	-	-	-	-	-	-	-	3631.993	-
PODIUM 2	-	-	-	-	-	-	-	-	-	-	2086.049	-
TOTAL AREA		12144.540	43145.658	15831.611	12691.189	12633.906	84302.364	9320.39	3793.059	5612.983	5718.042	82

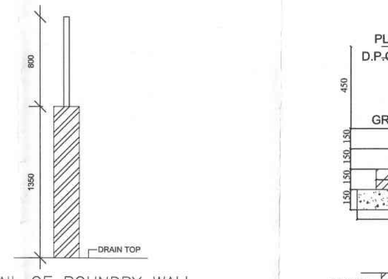

DETAIL OF BOUNDRY WALL

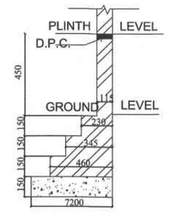

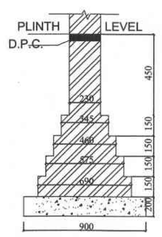

FOUNDATION PLAN

KEY PLAN

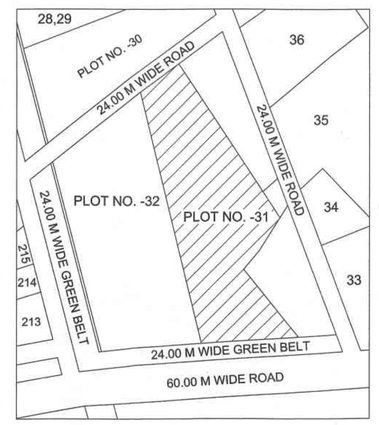

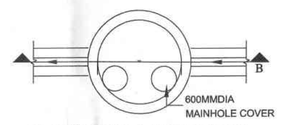

PLAN(WATER HARVASTING)

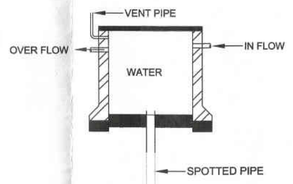

SECTION B-B

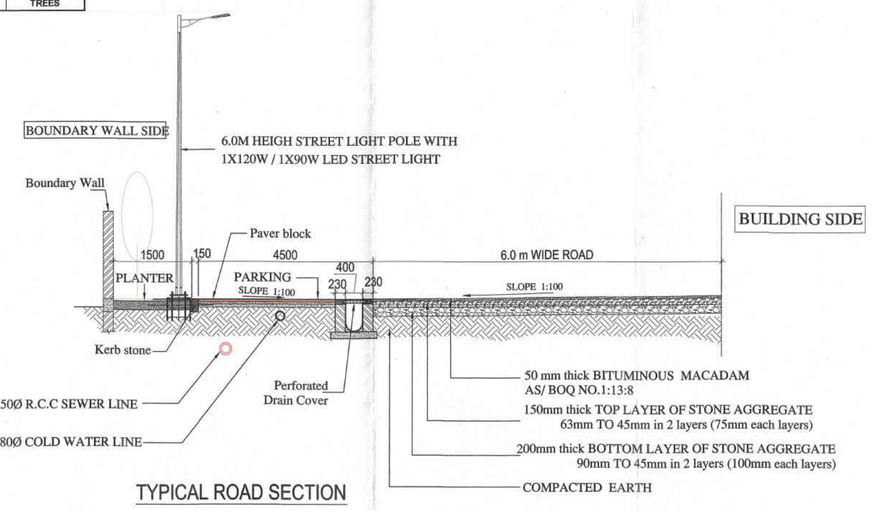

TYPICAL ROAD SECTION

Greater Noida Industrial Dev. Authority
APPROVED
Vide Letter No. 6548 Dated 14/9/16
Valid up to Dated 5 years
(Dy. E.M.)

REVISED SUBMISSION DRAWING

SHEET TITLE

SITE PLAN

ARCHITECT:

DEVELOPMENTS CONSULTANT
ARCHITECTS ENGINEERS & PLANNERS
209-C,MASJID MOTH, (OPP."R" BLOCK,N.D.S.E.-II)
PHONE: 011- 26254880,26254881

PROJECT :

PROPOSED IT/ITES BUILDING
FOR M/S SHUBH ADVISORS PVT.LTD.
ON PLOT NO.- 31 , SECTOR KP-V
GREATER NOIDA, G.B. NAGAR (UP)

SCALE 1:500 | DATE : 30 / 11 / 2015

ARCHITECT'S SIGNATURE

A. PATWAL
a.i.t.a. CA/88/11732
209-C, Masjid Moth
New Delhi-110049

OWNER'S SIGNATURE

For Shubh Advisors Pvt. Ltd.

Authorised Signatory