

FRONT ELEVATION

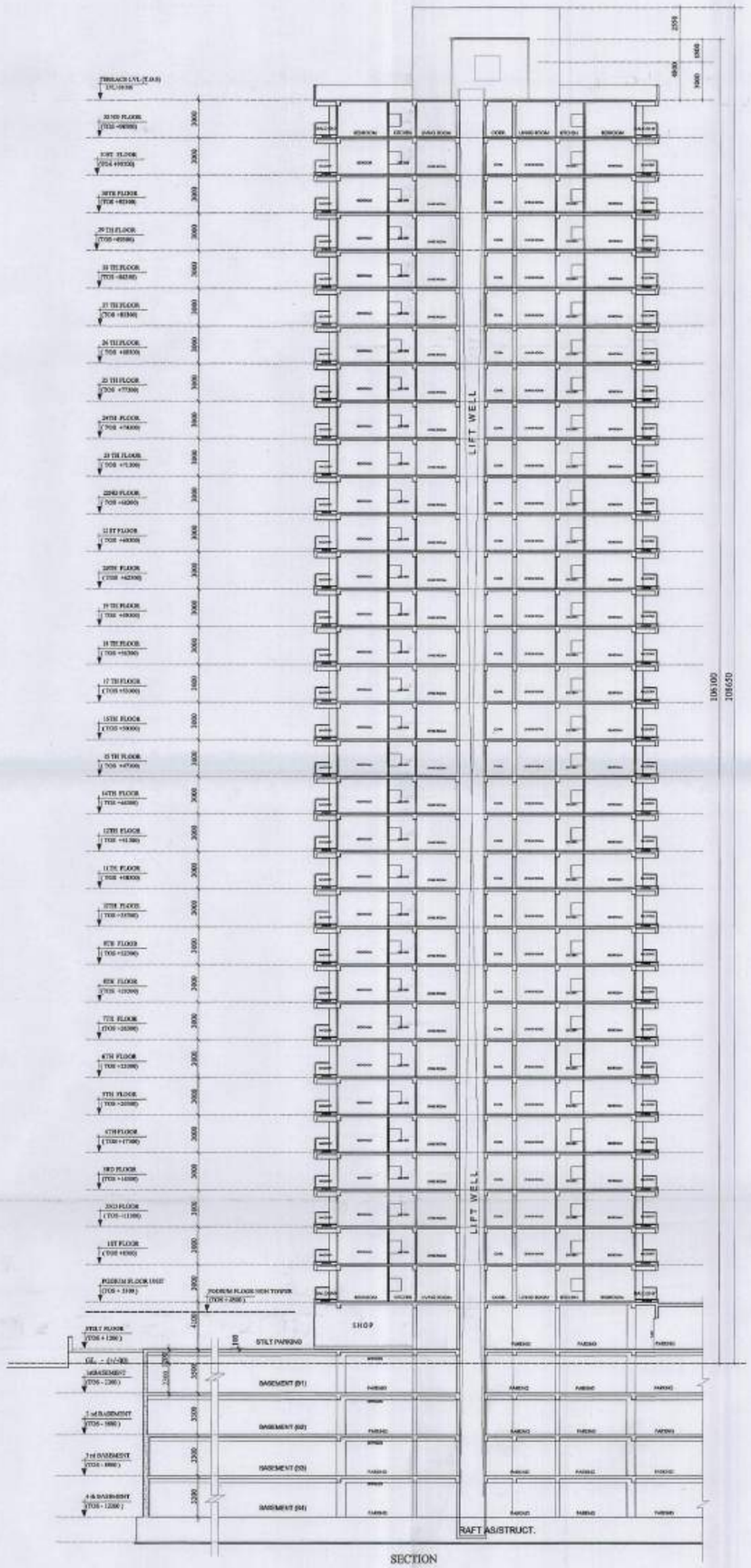


SECTION

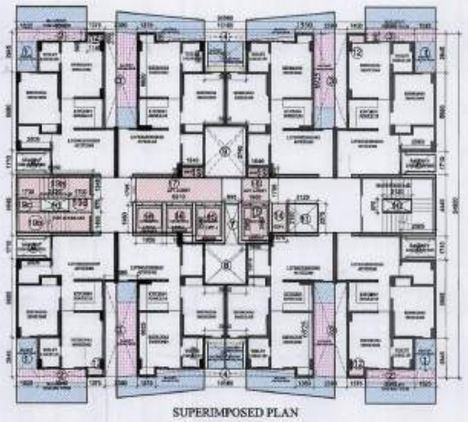

SUPERIMPOSED PLAN

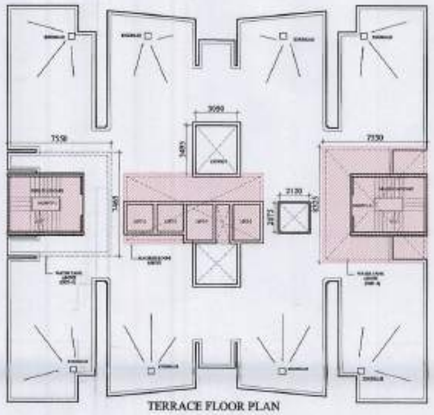

TERRACE FLOOR PLAN

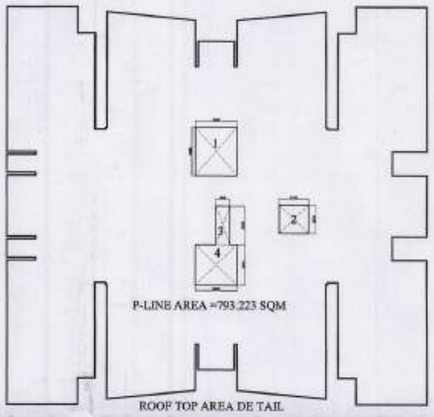


ROOF TOP AREA DE TAIL

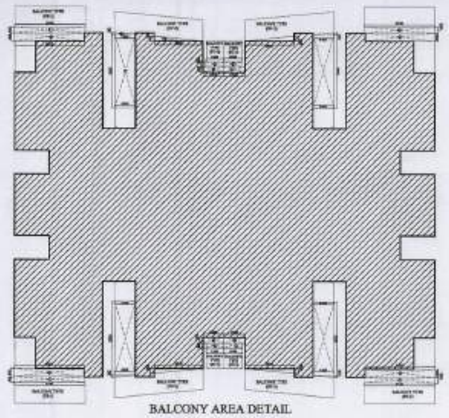

BALCONY AREA DETAIL

MUMTY, WATER TANK & MACHINE ROOM
15% PRESCRIBED FAR AREA DETAIL

| MUMTY, WATER TANK & MACHINE RM. 15% FAR DETAIL | | | | | | | |
|---|---|---|---|---|---|---|---|
| MUMTY -1 | | | 5.550 | X | 4.450 | = | 24.70 |
| MUMTY -2 | | | 5.550 | X | 4.450 | = | 24.70 |
| MACHINE ROOM | | | 10.175 | X | 5.050 | = | 51.38 |
| OHT-1 | | | 7.550 | X | 7.465 | = | 56.36 |
| OHT-2 | | | 7.550 | X | 8.325 | = | 62.85 |
| | | | | | TOTAL | = | 219.99 |

| ROOF TOP AREA DETAIL | | | | | | | |
|---|---|---|---|---|---|---|---|
| TOTAL AREA (P-LINE) | | | | | | = | 793.22 |
| LESS AREA:- | | | | | | | |
| 1 | 1 | X | 3.050 | X | 3.495 | = | 10.66 |
| 2 | 1 | X | 2.120 | X | 2.075 | = | 4.40 |
| 3 | 1 | X | 0.995 | X | 2.800 | = | 2.79 |
| 4 | 1 | X | 3.050 | X | 2.911 | = | 8.88 |
| | | | | | TOTAL | = | 26.72 |
| ROOF TOP AREA = TOTAL AREA (-) LESS AREA | | | | | | | |
| | | | 793.22 | - | 26.72 | = | 766.50 |

| EXCESS BALCONY AREA DETAIL BLOCK-K | | | | | | | |
|---|---|---|---|---|---|---|---|
| BALCONY TYPE - (BT-1) | | | | | | | |
| 1 | 1 | X | 1.525 | X | 0.400 | = | 0.61 |
| 2 | 1 | X | 5.07 | X | 0.600 | = | 3.04 |
| | | | | | TOTAL | = | 3.65 |
| BALCONY TYPE - (BT-2) | | | | | | | |
| 1 | 1 | X | 1.525 | X | 5.302 | = | 8.08 |
| 2 | 0.5 | X | 1.525 | X | 0.142 | = | 0.11 |
| 3 | 0.5 | X | 3.545 | X | 0.350 | = | 0.62 |
| | | | | | TOTAL | = | 8.81 |
| BALCONY TYPE - (BT-3) | | | | | | | |
| 1 | 1 | X | 1.525 | X | 0.300 | = | 0.44 |
| | | | | | TOTAL | = | 0.44 |
| TOTAL 25% EXCESS BALCONY AREA | | | | | | | |
| BT-1 | | | 4 | X | 3.652 | = | 14.61 |
| BT-2 | | | 4 | X | 8.814 | = | 35.26 |
| BT-3 | | | 4 | X | 0.444 | = | 1.78 |
| | | | | | TOTAL | = | 51.64 |
| NET 25% EXCESS BALCONY AREA | | | | | | | |
| | | | 51.64 | / | 4 | = | 12.91 |
| TOTAL 100% EXCESS BALCONY AREA | | | | | | | |
| BT-3 | 4 | X | 1.525 | X | 0.415 | = | 2.53 |
| TOTAL 100% EXCESS BALCONY AREA = NET 25% EXCESS BALCONY AREA + TOTAL 100% EXCESS BNALCONY AREA | | | | | | | |
| | | | 12.91 | + | 2.53 | = | 15.44 |

CLIENT :-
GAURSONS HI-TECH INFRASTRUCTURE (P) LIMITED
GAUR SIZ PARK PLOT NO.- 1, ABHAY KHAND- 02
INDIRAPURAM, GHAZIABAD

PROJECT :-
GROUP HOUSING PROJECT - GAUR CITY, AT PLOT NO GC- 7/GH-01, SECTOR - 04, GREATER NOIDA

■ REVISED SUBMISSION DRAWING

SCALE :-

TITLE :-
TERRACE FLOOR , ROOF TOP, MUMTY & MACHINE ROOM AREA DETAIL

OWNER'S SIGN | ARCHITECT SIGN

For Gaursons Hi-Tech Infrastructure Pvt. Ltd.
Authorised Signatory

GC-7
BLOCK- K

DWG. NO. :- SD-23

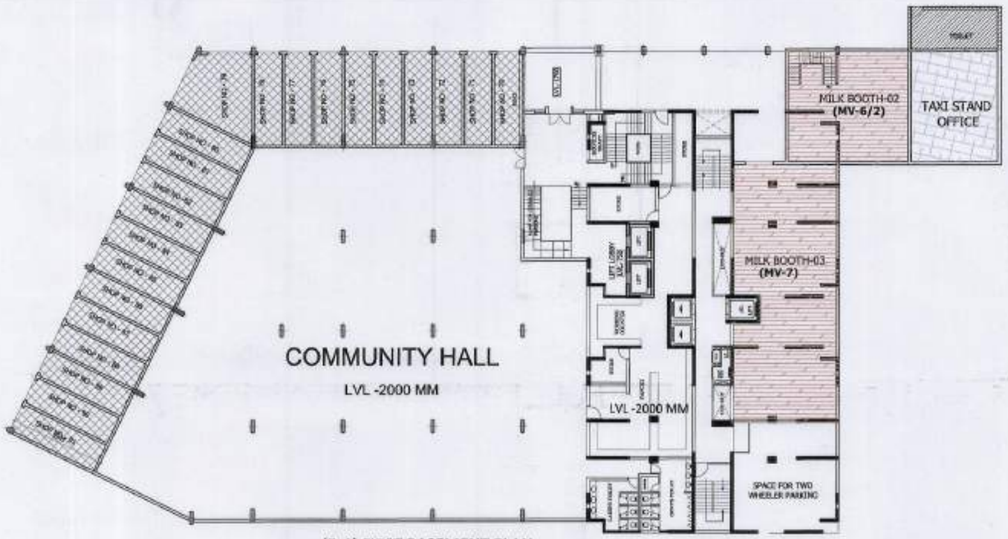


(B-1) FIRST BASEMENT PLAN

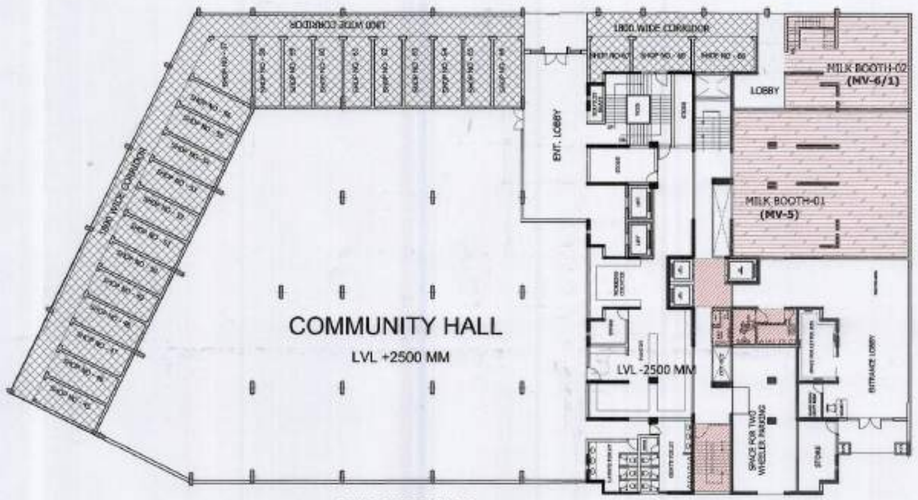


STILT FLOOR PLAN

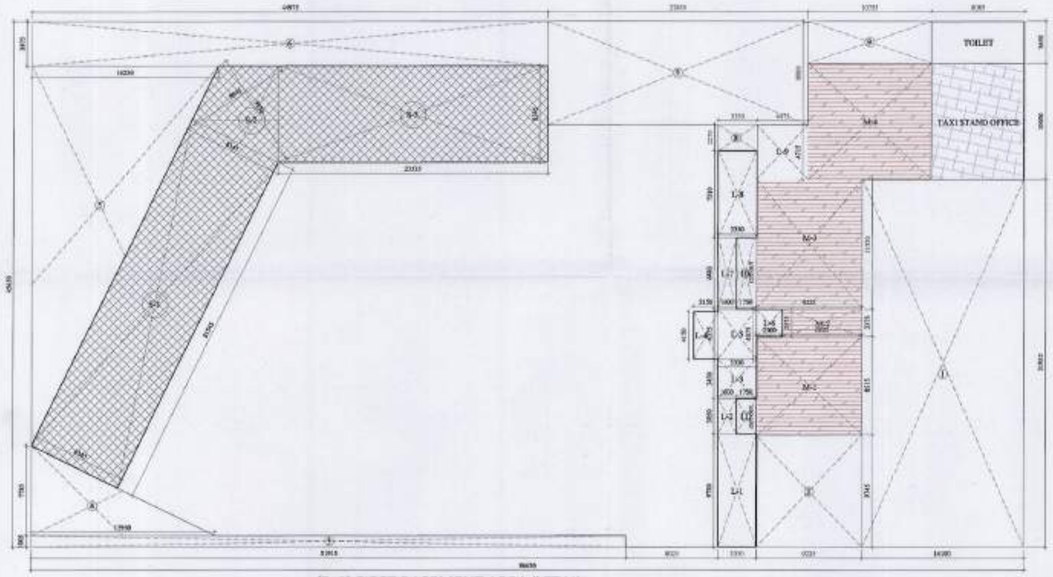


(B-1) FIRST BASEMENT AREA DETAIL

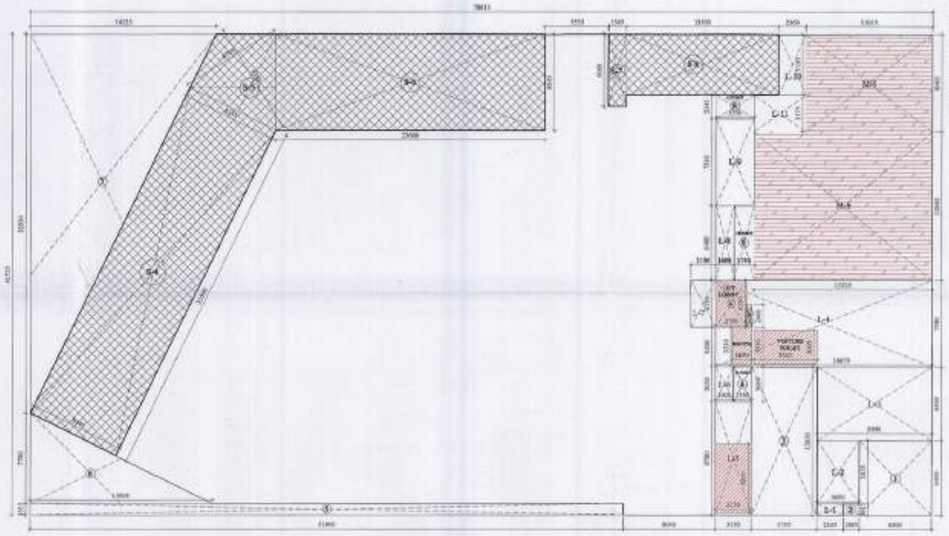

STILT FLOOR AREA DETAIL

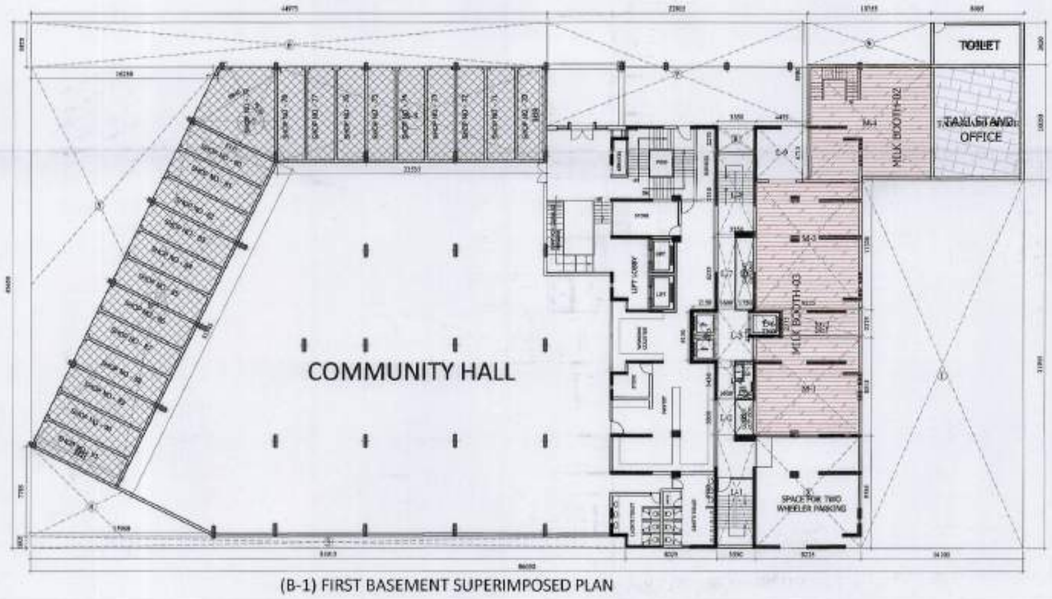


(B-1) FIRST BASEMENT SUPERIMPOSED PLAN

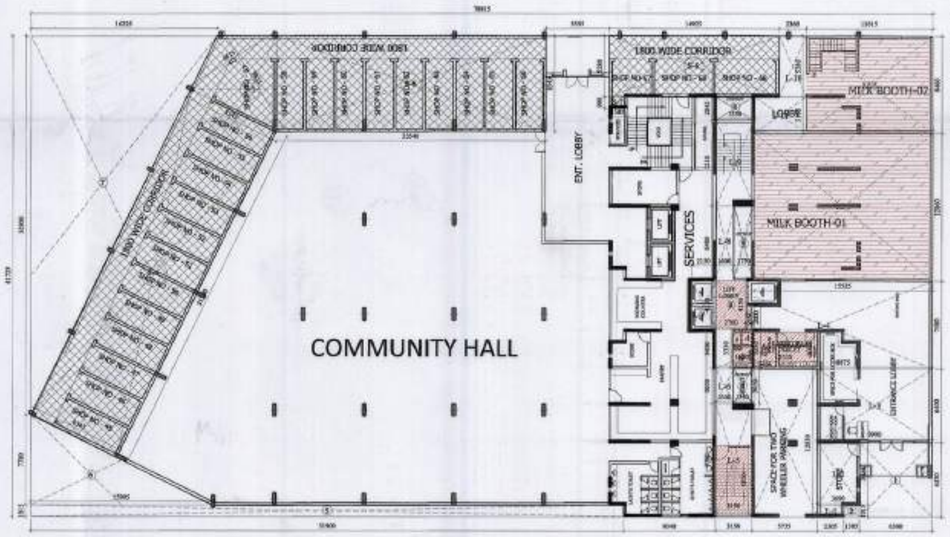


STILT FLOOR SUPERIMPOSED PLAN

Greater Noida Industrial Dev. Authority
APPROVED
Vide Letter No. 5462 Dated 27/11/2017
Validep to Dated.....
Nizwa
D.G.M.
(Eng. & Arch.)
Asstt. Arch.

| 1ST BASEMENT LVL AREA DETAIL | | | | | | | |
|---|---|---|---|---|---|---|---|
| TOTAL AREA | | | 89.600 | X | 45.350 | = | 3954.16 |
| LESS AREA:- | | | | | | | |
| 1 | 1 | X | 14.300 | X | 31.300 | = | 447.71 |
| 2 | 1 | X | 1.225 | X | 8.750 | = | 10.72 |
| 3 | 1 | X | 0.913 | X | 1.025 | = | 0.93 |
| 4 | 1 | X | 16.660 | X | 7.750 | = | 129.15 |
| 5 | 1 | X | 4.125 | X | 32.980 | = | 136.06 |
| 6 | 1 | X | 3.675 | X | 3.675 | = | 13.51 |
| 7 | 1 | X | 22.613 | X | 8.088 | = | 182.91 |
| 8 | 1 | X | 2.350 | X | 3.225 | = | 7.58 |
| 9 | 1 | X | 9.700 | X | 3.675 | = | 35.65 |
| 10 | 1 | X | 1.150 | X | 8.400 | = | 9.66 |
| 11 | 1 | X | 1.150 | X | 5.050 | = | 5.81 |
| | | | | | TOTAL | = | 1181.48 |
| TOTAL GROSS AREA = TOTAL AREA (-) LESS AREA | | | | | | | |
| 3954.16 | - | 1181.48 | = | 2772.68 | | | |
| TPTIC & NOTE | | | | | | | |
| 2772.68 | - | 1383.68 | = | 1389.00 | | | |

| 1ST BASEMENT LVL - LOBBY AREA DETAIL (NON FAR AREA) | | | | | | | |
|---|---|---|---|---|---|---|---|
| ADD AREA:- | | | | | | | |
| L-1 | 1 | X | 3.350 | X | 9.750 | = | 32.70 |
| L-2 | 1 | X | 1.600 | X | 3.000 | = | 4.80 |
| L-3 | | | 3.000 | X | 3.450 | = | 10.35 |
| L-4 | 1 | X | 3.750 | X | 4.750 | = | 8.50 |
| L-5 | 1 | X | 4.875 | X | 3.000 | = | 14.63 |
| L-6 | 1 | X | 3.300 | X | 3.575 | = | 11.80 |
| L-7 | 1 | X | 7.600 | X | 8.250 | = | 62.70 |
| L-8 | 1 | X | 3.300 | X | 7.575 | = | 25.00 |
| L-9 | 1 | X | 6.475 | X | 4.175 | = | 27.03 |
| | | | | | TOTAL | = | 194.44 |

| 1ST BASEMENT LVL FLOOR CONVENIENT SHOPS AREA DETAIL | | | | | | | |
|---|---|---|---|---|---|---|---|
| ADD AREA:- | | | | | | | |
| S-1 | 1 | X | 8.840 | X | 31.640 | = | 279.74 |
| S-2 | 0.5 | X | 8.800 | X | 9.840 | = | 43.43 |
| S-3 | 1 | X | 25.800 | X | 9.840 | = | 253.92 |
| | | | | | TOTAL | = | 577.10 |

| 1ST BASEMENT LVL FLOOR MILK BOOTH AREA DETAIL | | | | | | | |
|---|---|---|---|---|---|---|---|
| ADD AREA:- | | | | | | | |
| M-1 | 1 | X | 9.225 | X | 8.515 | = | 78.55 |
| M-2 | 1 | X | 4.800 | X | 2.775 | = | 13.32 |
| M-3 | 1 | X | 9.225 | X | 11.500 | = | 106.09 |
| M-4 | 1 | X | 10.750 | X | 10.600 | = | 108.00 |
| | | | | | TOTAL | = | 307.16 |

| 1ST BASEMENT LVL FLOOR TAXI STAND AREA DETAIL | | | | | | | |
|---|---|---|---|---|---|---|---|
| ADD AREA:- | | | | | | | |
| TAXI STAND | 1 | X | 9.800 | X | 10.000 | = | 61.20 |
| | | | | | TOTAL | = | 61.20 |

| 1ST BASEMENT LVL FLOOR TOILET AREA DETAIL | | | | | | | |
|---|---|---|---|---|---|---|---|
| ADD AREA:- | | | | | | | |
| TOILET | 1 | X | 9.800 | X | 3.600 | = | 35.01 |
| | | | | | TOTAL | = | 35.01 |

| 1ST BASEMENT LVL COMMUNITY HALL AREA DETAIL | | | |
|---|---|---|---|
| A | TOTAL BASEMENT FLOOR (B-1) AREA | = | 2698.00 |
| B | LESS AREA | | |
| I | BASEMENT LOBBY AREA | = | 194.44 |
| II | BASEMENT FLOOR CONVENIENT SHOP AREA | = | 803.10 |
| III | BASEMENT FLOOR MILK BOOTH AREA | = | 307.16 |
| IV | TAXI STAND AREA | = | 61.20 |
| V | TOILET | = | 35.01 |
| | | TOTAL | = 1605.49 |
| TOTAL COMMUNITY HALL AREA = TOTAL STILT AREA - LESS AREA | | | |
| 2698.00 | - | 1605.49 | = 1092.51 |

| SUMMARY - 1ST BASEMENT AREA | | | |
|---|---|---|---|
| A. 1ST BASEMENT FLOOR TOTAL FAR AREA | | | |
| I | BASEMENT FLOOR CONVENIENT SHOP AREA (Already added in commercial FAR) | = | 403.10 |
| II | TAXI STAND AREA | = | 61.20 |
| | TOTAL BASEMENT LVL FAR AREA | = | 464.30 |
| B. 1ST BASEMENT FLOOR TOTAL 15% PRESCRIBED FAR AREA | | | |
| I | COMMUNITY HALL AREA | = | 1092.51 |
| II | BASEMENT FLOOR MILK BOOTH AREA | = | 307.16 |
| III | BASEMENT FLOOR TOILET AREA | = | 35.01 |
| | TOTAL BASEMENT (B-1) 15% PRES. FAR AREA | = | 1434.68 |
| C. 1ST BASEMENT FLOOR TOTAL NON FAR AREA | | | |
| I | BASEMENT LOBBY AREA | = | 194.44 |
| | TOTAL BASEMENT FLOOR (B-1) NON FAR AREA | = | 194.44 |

| STILT AREA DETAIL | | | | | | | |
|---|---|---|---|---|---|---|---|
| TOTAL AREA | | | 79.875 | X | 41.725 | = | 3331.59 |
| LESS AREA:- | | | | | | | |
| 1 | 1 | X | 6.500 | X | 6.400 | = | 40.96 |
| 2 | 1 | X | 1.340 | X | 1.070 | = | 1.43 |
| 3 | 1 | X | 6.175 | X | 12.800 | = | 79.04 |
| 4 | 1 | X | 1.550 | X | 3.050 | = | 4.73 |
| 5 | 1 | X | 31.500 | X | 1.075 | = | 33.86 |
| 6 | 8.5 | X | 15.500 | X | 7.750 | = | 91.01 |
| 7 | 8.5 | X | 16.225 | X | 12.000 | = | 267.14 |
| 8 | 1 | X | 3.350 | X | 2.045 | = | 6.85 |
| 9 | 1 | X | 1.150 | X | 9.850 | = | 11.32 |
| | | | | | TOTAL | = | 535.11 |
| TOTAL STILT AREA = TOTAL AREA (-) LESS AREA | | | | | | | |
| 3331.59 | - | 535.11 | = | 2796.48 | | | |

| STILT LVL LOBBY FAR AREA DETAIL ( FOR RESIDENTIAL ) | | | | | | | |
|---|---|---|---|---|---|---|---|
| ADD AREA:- | | | | | | | |
| L-1 | 1 | X | 2.300 | X | 1.375 | = | 3.16 |
| L-2 | 1 | X | 3.600 | X | 5.475 | = | 19.71 |
| L-3 | 1 | X | 0.900 | X | 6.400 | = | 63.34 |
| L-4 | 1 | X | 16.675 | X | 7.950 | = | 140.07 |
| L-5 | 1 | X | 3.175 | X | 9.700 | = | 30.81 |
| L-6 | 1 | X | 1.800 | X | 3.550 | = | 6.39 |
| L-7 | 1 | X | 2.125 | X | 4.100 | = | 8.71 |
| L-8 | 1 | X | 1.800 | X | 6.400 | = | 10.37 |
| L-9 | 1 | X | 3.350 | X | 7.575 | = | 25.37 |
| | | | | | TOTAL | = | 309.47 |
| LESS 15% PRESCRIBED FAR AREA | | | | | | | |
| LIFT LOBBY | 1 | X | 2.700 | X | 4.150 | = | 11.21 |
| | 1 | X | 0.450 | X | 2.300 | = | 1.04 |
| SERVICES | 1 | X | 1.650 | X | 3.300 | = | 5.45 |
| FIRE STAIR | 1 | X | 3.150 | X | 5.850 | = | 18.43 |
| V. TOILET | 1 | X | 3.550 | X | 3.000 | = | 10.65 |
| | | | | | TOTAL | = | 46.78 |
| TOTAL STILT LOBBY FAR AREA = TOTAL AREA (-) LESS AREA | | | | | | | |
| 309.47 | - | 46.78 | = | 262.69 | | | |

| STILT LVL COMMUNITY HALL AREA DETAIL | | | |
|---|---|---|---|
| A | TOTAL STILT FLOOR AREA | = | 2796.48 |
| B | LESS AREA | | |
| I | STILT FLOOR LOBBY AREA | = | 309.47 |
| II | STILT FLOOR COMM. LOBBY AREA | = | 26.29 |
| III | STILT FLOOR CONVENIENT SHOP AREA | = | 577.10 |
| IV | STILT FLOOR MILKBOOTH AREA | = | 252.84 |
| | TOTAL | = | 1165.70 |
| TOTAL COMMUNITY HALL AREA = TOTAL STILT AREA - LESS AREA | | | |
| 2796.48 | - | 1165.70 | = 1630.78 |

| SUMMARY - STILT AREA | | | |
|---|---|---|---|
| A. STILT LVL TOTAL FAR AREA | | | |
| I | STILT FLOOR LOBBY FAR | = | 262.69 |
| II | STILT FLOOR CONVENIENT SHOP AREA (Already added in commercial FAR) | = | 577.10 |
| | TOTAL FLOOR FAR AREA | = | 839.80 |
| B. STILT LVL TOTAL NON PRESCRIBED FAR AREA | | | |
| I | LOBBY 15% PRESCRIBED NON AREA | = | 46.78 |
| II | COMMUNITY LOBBY 15% PRES. FAR | = | 26.29 |
| III | COMMUNITY HALL AREA | = | 1630.78 |
| IV | STILT FLOOR MILKBOOTH AREA | = | 252.84 |
| | TOTAL 15% PRESCRIBED FAR AREA | = | 1956.69 |

| STILT LVL COMM. LOBBY AREA DETAIL | | | | | | | |
|---|---|---|---|---|---|---|---|
| ADD AREA:- | | | | | | | |
| L-10 | 1 | X | 2.300 | X | 5.125 | = | 11.79 |
| L-11 | 1 | X | 4.475 | X | 3.175 | = | 14.21 |
| | | | | | TOTAL | = | 26.29 |

| STILT LVL CONVENIENT SHOPS AREA DETAIL | | | | | | | |
|---|---|---|---|---|---|---|---|
| ADD AREA:- | | | | | | | |
| S-4 | 1 | X | 31.400 | X | 9.240 | = | 290.09 |
| S-5 | 0.5 | X | 9.700 | X | 8.700 | = | 42.08 |
| S-6 | 1 | X | 23.900 | X | 8.340 | = | 199.26 |
| S-7 | 1 | X | 9.000 | X | 1.340 | = | 12.06 |
| S-8 | 1 | X | 13.500 | X | 5.125 | = | 69.19 |
| | | | | | TOTAL | = | 577.10 |

| STILT LVL MILK BOOTH AREA DETAIL | | | | | | | |
|---|---|---|---|---|---|---|---|
| ADD AREA:- | | | | | | | |
| M-5 | 1 | X | 11.013 | X | 0.462 | = | 5.09 |
| M-6 | 1 | X | 16.625 | X | 12.800 | = | 193.60 |
| | | | | | TOTAL | = | 252.84 |

## LEGENDS :-

- CONVENIENT SHOP AREA
- 15% PRES. FAR AREA
- MILK BOOTH AREA
- TAXI STAND AREA

For Gaursons Hi-Tech Infrastructure Pvt. Ltd.
Authorised Signatory

KAILASH AGGARWAL
ARCHITECT
(CA/86-10659)
Gaursons Hi-Tech Infrastructure Pvt. Ltd.
Abhay Khand-II, Indirapuram, Ghaziabad

CLIENT :-
GAURSONS HI-TECH INFRASTRUCTURE (P) LIMITED
GAUR BIZ PARK PLOT NO.- 1, ABHAY KHAND- II, INDIRAPURAM, GHAZIABAD

PROJECT :-
GROUP HOUSING PROJECT - GAUR CITY, AT PLOT NO GC- 7/GH-01, SECTOR - 04, GREATER NOIDA

REVISED SUBMISSION DRAWING

SCALE :-

TITLE :- BASEMENT-1, STILT FLOOR PLANS & AREA DETAIL

OWNER'S SIGN | ARCHITECT SIGN

GC-7
BLOCK- L

DRG. NO. :- SD-24