UPPER GROUND FLOOR				
TOWER T1,T2,T3 (FLAT TYPE -V & VI) F.A.R AREA = 178.97 sqm				
S.NO	LENGTH (Mtr.)	WIDTH (Mtr.)	NOS.	AREA (SQ.M.)
ADDITION				
(C)	14.55	16.85	1	245.17
SUBTRACTION				
1	0.77	0.74	2	1.14
2	0.42	0.45	2	0.38
3	0.9	1.34	1	1.21
4	2.87	1.5	1	4.31
5	3.56	0.1	1	0.36
6	2.24	2.03	1	4.55
7	1.55	0.45	2	1.40
8	2.17	4.79	1	10.39
9	4.16	2.36	1	9.82
10	0.6	1.1	1	0.66
11	0.35	0.53	2	0.37
12	1.17	3.59	1	4.20
13	1.85	2.99	1	5.53
14	2.24	3.59	1	8.04
15	2.04	0.44	1	0.90
16	1.96	0.6	1	1.18
17	1.5	0.98	1	1.47
18	1.37	1.84	1	2.52
19	1.27	0.64	1	0.81
20	0.77	1.24	1	0.95
21	1.67	1.84	1	3.07
22	0.52	0.45	1	0.23
CB9	3.2	0.6	3	2.16
CB9	0.93	0.6	1	0.56
TOTAL AREA TO BE DEDUCTED (X)				66.28
TOTAL COVERD AREA OF COMBINED FLAT (5) (C-X)				178.97

TOWER T1,T2,T3 - CORE F.A.R AREA = 56.59				
S.NO	LENGTH (Mtr.)	WIDTH (Mtr.)	NOS.	AREA (SQ.M.)
ADDITION				
(E)	11.37	11.28	1	128.20
SUBTRACTION				
1	1.45	4.1	1	5.95
3	0.2	8.21	1	1.64
4	9.32	0.2	1	1.86
5	1.1	2	1	2.20
6	2.55	1.95	3	14.92
7	4.03	3.72	1	14.99
8	1.28	0.6	1	0.77
9	0.78	1.85	1	1.44
10	3.05	1.85	1	5.64
11	0.4	0.15	2	0.12
12	0.4	0.1	1	0.04
13	0.5	0.4	1	0.20
15	2.535	6.035	1	15.30
16	2.485	2.685	1	6.54
TOTAL AREA TO BE DEDUCTED (X)				71.61
F.A.R AREA CORE = (E-X)				56.59

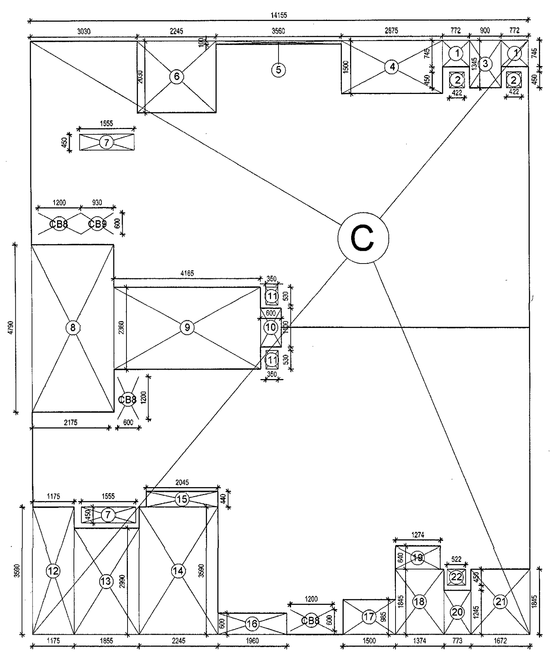

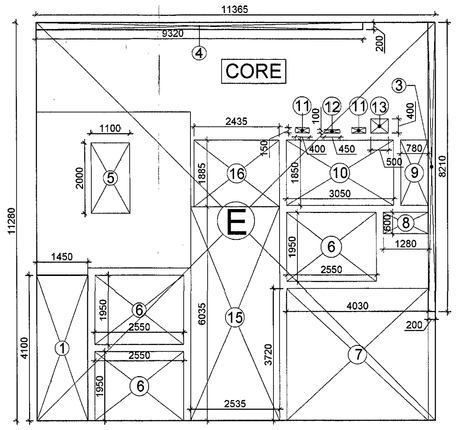

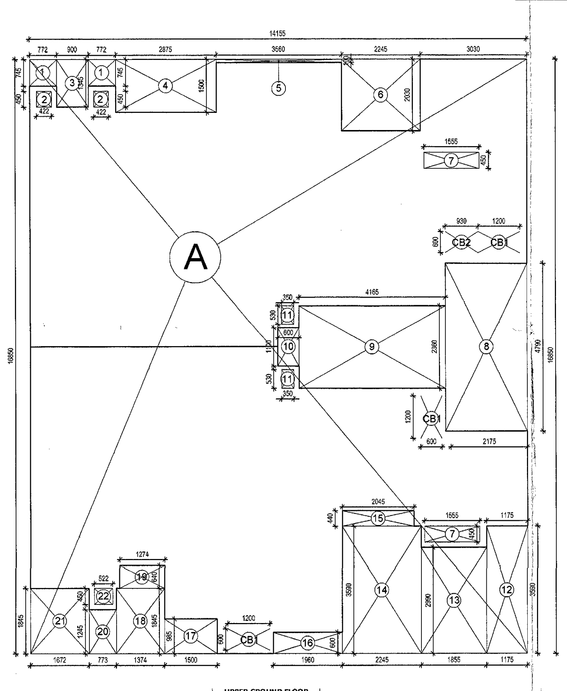

UPPER GROUND FLOOR				
TOWER T1,T2,T3 (FLAT TYPE -III & IV) F.A.R AREA = 187.06 sqm				
S.NO	LENGTH (Mtr.)	WIDTH (Mtr.)	NOS.	AREA (SQ.M.)
ADDITION				
(B)	18.12	14.52	1	263.10
SUBTRACTION				
1	2.42	1.66	1	4.02
2	0.92	2.55	1	2.35
3	0.45	0.7	2	0.63
4	4.71	1.86	1	8.76
5	1.82	1.7	1	3.09
6	2.42	1.56	1	3.78
7	0.9	1.2	1	1.08
8	1.82	0.97	1	1.77
9	2.42	4.53	1	10.96
10	1.99	2.36	2	9.39
11	0.45	1.3	2	1.17
12	0.55	0.86	1	0.47
13	0.42	0.1	2	0.08
14	5.46	2.36	1	12.89
15	2.42	4.54	1	10.99
CB3	1.2	0.6	4	2.88
CB4	0.6	0.56	1	0.34
CB5	0.9	0.7	1	0.63
CB6	0.3	0.6	2	0.36
CB7	0.5	1.24	1	0.62
TOTAL AREAS TO BE DEDUCTED (X)				76.04
TOTAL COVERD AREA OF COMBINED FLAT (2) (B-X)				187.06

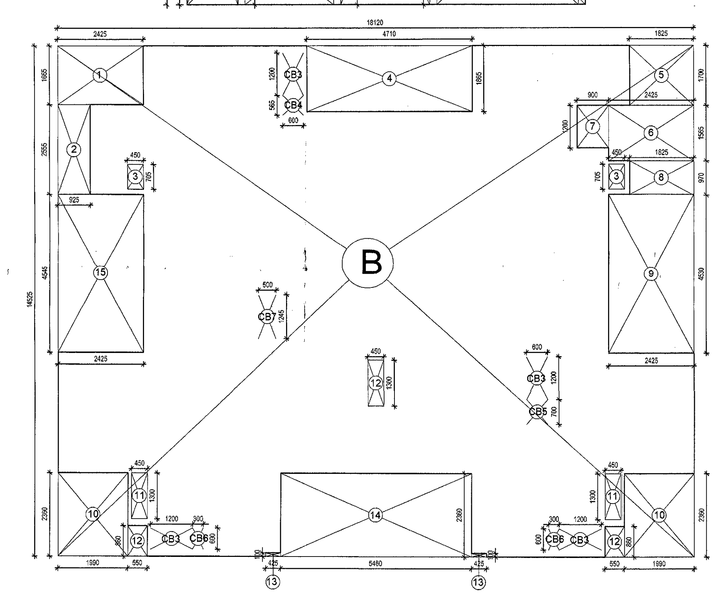

UPPER GROUND FLOOR F.A.R. AREA PLAN

UPPER GROUND FLOOR				
TOWER T1,T2,T3 (FLAT TYPE -I & II) F.A.R AREA = 178.97 sqm				
S.NO	LENGTH (Mtr.)	WIDTH (Mtr.)	NOS.	AREA (SQ.M.)
ADDITION				
(A)	14.55	16.85	1	245.17
SUBTRACTION				
1	0.77	0.74	2	1.14
2	0.42	0.45	2	0.38
3	0.9	1.34	1	1.21
4	2.87	1.5	1	4.31
5	3.56	0.1	1	0.36
6	2.24	2.03	1	4.55
7	1.55	0.45	2	1.40
8	2.17	4.79	1	10.39
9	4.16	2.36	1	9.82
10	0.6	1.1	1	0.66
11	0.35	0.53	2	0.37
12	1.17	3.59	1	4.20
13	1.85	2.99	1	5.53
14	2.24	3.59	1	8.04
15	2.04	0.44	1	0.90
16	1.96	0.6	1	1.18
17	1.5	0.98	1	1.47
18	1.37	1.84	1	2.52
19	1.27	0.64	1	0.81
20	0.77	1.24	1	0.95
21	1.67	1.84	1	3.07
22	0.52	0.45	1	0.23
CB1	1.2	0.6	3	2.16
CB1	0.93	0.6	1	0.56
TOTAL AREAS TO BE DEDUCTED (X)				66.28
TOTAL COVERD AREA OF COMBINED FLAT (1) (A-X)				178.97

TOTAL F.A.R AREA OF ONE FLOOR FOR TOWER T1,T2,T3
= CORE AREA + FLAT TYPE . 1, 2 & 3.
= 56.59 + 178.97 +187.06 + 178.97 = 601.59 (SQMT)

UPPER GROUND FLOOR				
FACILITY AREA FOR TOWER T1, T2, T3 = 50.258 sqm				
S.NO	LENGTH (Mtr.)	WIDTH (Mtr.)	NOS.	AREA (SQ.M.)
FLAT -1, 2,				
CB1	0.6	1.2	2	1.44
CB2	0.93	0.6	1	0.56
FLAT - 3 , 4				
CB3	0.6	1.2	4	2.88
CB4	0.6	0.56	1	0.34
CB5	0.6	0.7	1	0.42
CB6	0.3	0.6	2	0.36
CB7	0.5	1.24	1	0.62
FLAT -5, 6				
CB8	0.6	1.2	3	2.16
CB9	0.6	0.93	1	0.56
CORE				
13	3.05	1.85	1	5.64
15	2.435	1.5	1	3.65
16	2.535	6.42	1	16.27
18	0.4	0.15	2	0.12
19	0.45	0.1	1	0.05
20	0.5	0.4	1	0.20
21	4.03	3.72	1	14.99
TOTAL FAGUTY AREA				50.26



UPPER GROUND FLOOR PLAN

SUMMARY OF AREA - TOWER T1,T2,T3

SUMMARY OF AREA-BLOCK ARANYA HEIGHTS - TOWER-T1,T2,T3					
SUMMARY OF AREA - TOWER-T1,T2,T3					
FLOOR	TOTAL AREA	SUBTRACTION	AREA F.A.R	AREA UNDER NON F.A.R	GROUND COVERAGE
				OTHER AREAS	
				FACILITY AREA	
5th Floor	199.55	0	199.55	65.61	695.12
Upper Ground Floor	601.59	0	601.59	50.26	
1st Floor	633.16	0	633.16	67.78	
2nd Floor	633.16	0	633.16	67.78	
3rd Floor	633.16	12.643	620.51	67.78	
4th Floor	633.16	12.643	620.51	67.78	
5th Floor	633.16	12.643	620.51	67.78	
6th Floor	633.16	12.643	620.51	67.78	
7th Floor	633.16	12.643	620.51	67.78	
8th Floor	633.16	12.643	620.51	67.78	
9th Floor	633.16	12.643	620.51	67.78	
10th Floor	633.16	12.643	620.51	67.78	
11th Floor	633.16	12.643	620.51	67.78	
12th Floor	633.16	12.643	620.51	67.78	
13th Floor	633.16	12.643	620.51	67.78	
14th Floor	633.16	12.643	620.51	67.78	
15th Floor	633.16	12.643	620.51	67.78	
16th Floor	633.16	12.643	620.51	67.78	
17th Floor	633.16	12.643	620.51	67.78	
18th Floor	633.16	12.643	620.51	67.78	
19th Floor	633.16	12.643	620.51	67.78	
20th Floor	633.16	1.614	631.54	67.78	
21st Floor	633.16	1.614	631.54	67.78	
22nd Floor	633.16	1.614	631.54	67.78	
23rd Floor	633.16	1.614	631.54	67.78	
24th Floor	633.16	1.614	631.54	67.78	
Terrace				305.11	
OHT & Machine Room				177.91	
TOTAL			15773.91	2,025.54	

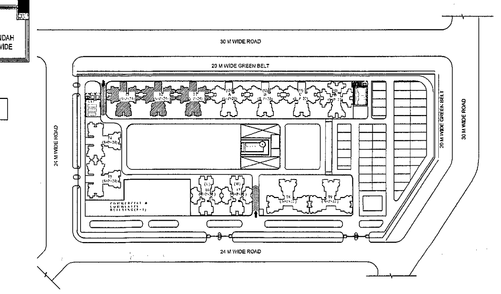

KEY PLAN

भवन प्रस्तावित, नीचाई
अनुमति
निर्माण-अवधि, अवधान एवं भूतल प्रमोच की शर्तो की पूर्णतया पालन करने हेतु वचन है ।
संकेत
नि.सं. 75/T3/23
पद पदाम 15/2/23 पी.ए.आर.
दिनांक 18.02.23
बैकाब 25/2/23
(पदनाम प्रमोच)

Map for proposed Building is per Bye Laws. Submitted for approval. Asstt. Architect

SUBMISSION DRAWING

NOTES.
1. ALL DIMS. ARE IN MM. & LEVELS ARE IN METER.
2. DIMS. ARE NOT TO BE SCALED.

APPLICANT
M/S IVRCL ARANYA PROJECTS PVT. LTD.

PROJECT
THE ARANYA
GROUP HOUSING ON PLOT
No. GH-02,Sector-119,NOIDA
Dist. G B Nagar (UP)

DRAWING TITLE
TOWER - 1, 2 & 3
UPPER GROUND FLOOR PLAN
AREA DIAGRAM, KEY PLAN,
BLOCK SUMMARY & AREA STATEMENT

SCALE	DEALT: SANJEEV	DRG. NO.
1:100	CHECKED	SD16
DATE: 07-11-2015	REV. NO. 00	

APPLICANT
IVRCL ARANYA PROJECTS PVT. LTD.
Director/ Authorised Signatory

ARCHITECT
PEEYUSH SRIVASTAVA
ARCHITECT
CA/95/15498

ARCHITECTS
nexus architects
NEXUSPLUS CONSULTANTS PVT LTD.
B-116, SECTOR -50, NOIDA