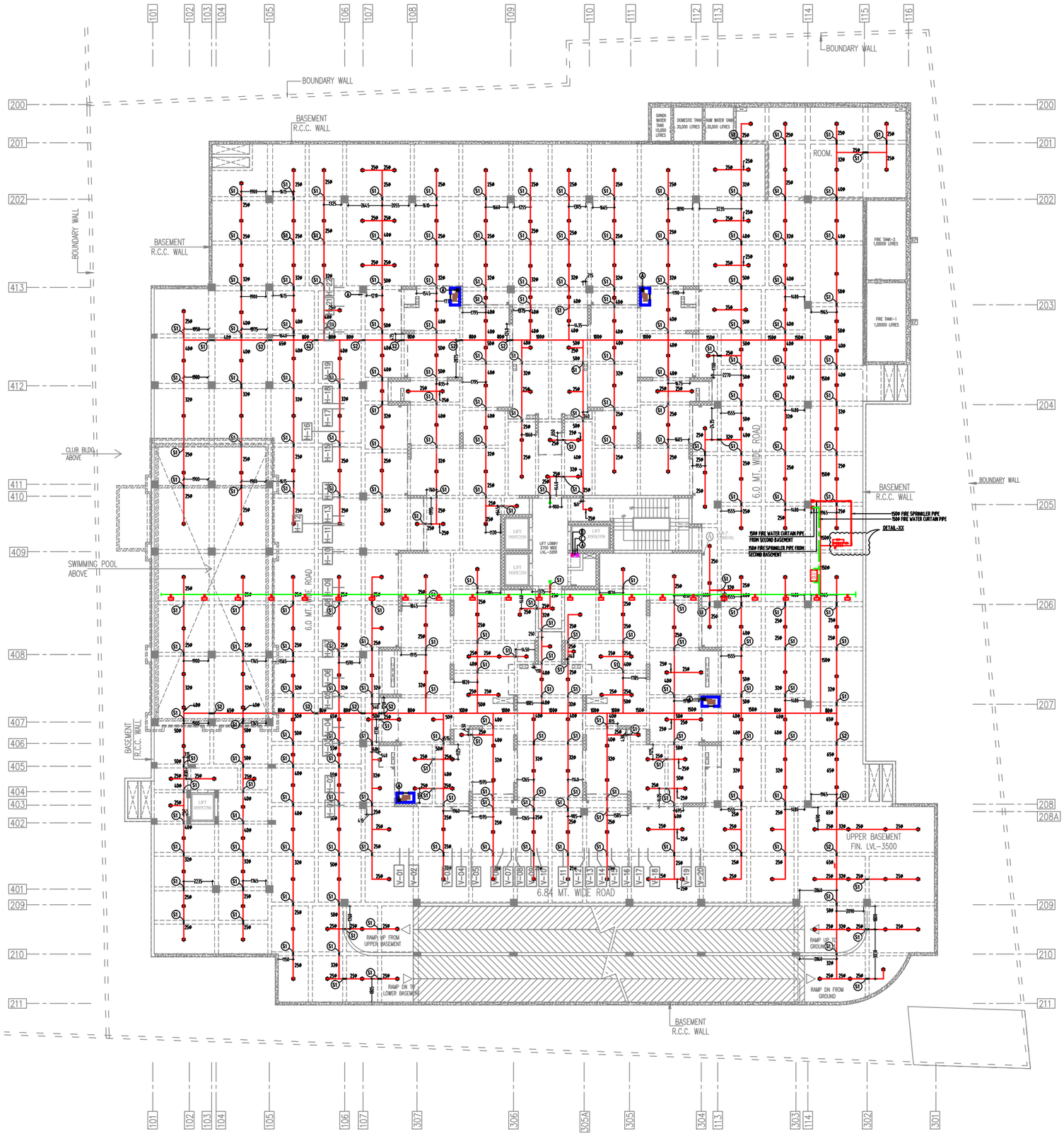

NOTE :-
ALL SLEEVES CENTER DIMENSION GIVEN FROM COLUMN /RETAINING WALL FACE

NOTES:-

S.NO.	DESCRIPTION
1.	THIS DRAWING REPRESENTS FIRE FIGHTING DETAILS ONLY. FOR ACTUAL CONSTRUCTION/FINISHING, REFER STRUCTURAL/ ARCHITECTURAL DETAILS.
2.	PLEASE CO-ORDINATE THIS DRAWING WITH ALL OTHER RELEVANT DRAWINGS OF ALL THE SERVICES.
3.	THE SPRINKLER SHALL BE INSTALLED AS PER NBC/ANY OTHERS RELEVANT CODES & STANDARDS AS APPLICABLE.
4.	THE LOCATION OF SPRINKLER MAY VARY AS PER FINAL ARCHITECTURAL CO-ORDINATION DRAWING & REFLECTED CEILING PLANS.
5.	SHOP DRAWINGS SHALL BE PREPARED BY THE CONTRACTOR AND SUBMITTED IN CASE OF ANY CHANGES IN LAYOUT AS PER SITE CONDITIONS.

DIA. OF SLEEVES :-

S. No.	DIA. OF PIPE	DIA. OF SLEEVE	REFERENCE NO OF SLEEVE
01.	FOR PIPE 25mm To 50mm DIA.	65 MM DIA.	S1
02.	FOR PIPE 65mm To 80mm DIA.	100 MM DIA.	S2

LEGEND:-

S.NO	DESCRIPTION	SYMBOL
1.	150Φ FIRE HYDRANT PIPE	Ⓐ
2.	150Φ FIRE SPRINKLER PIPE	Ⓑ
3.	80Φ DRAIN PIPE	Ⓒ
4.	UP RIGHT SPRINKLER	
	SIDE WALL	
5.	PIPE SIZE	Φ DIA
6.	CURTAIN NOZZLE	
7.	DELUGE VALVE	D.V
8.	FLOW SWITCH	

S.NO.	DESCRIPTION	SYMBOL
1.	FIRE HOSE CABINET FIRE HOSE CABINET COMPRISING OF: a. 1 NO. LANDING VALVE b. 1 NO. HOSE REAL DRUM WITH 30mtr. c. 2 NOS. 15mtr. LONG RBL HOSE. d. 1 NO. BRANCH PIPE. e. 1 NO 9 LTS. WATER CO2 TYPE FIRE EXTINGUISHERS. f. 1 NO 4.5KG CO2 TYPE FIRE EXTINGUISHERS.	FHC

TYPICAL LOCATION OF SLEEVE FOR SPRINKLER PIPES

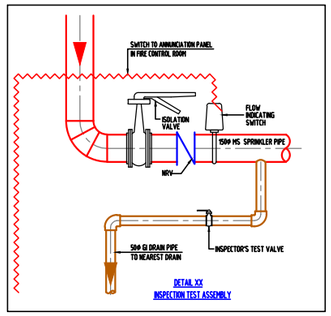

DETAIL XX
INSPECTION TEST ASSEMBLY

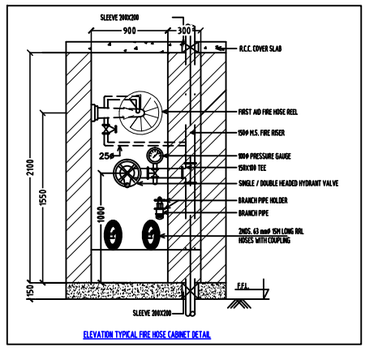

ELEVATION TYPICAL FIRE HOSE CABINET DETAIL

ramprastha

TOWER-T9
(S+20)

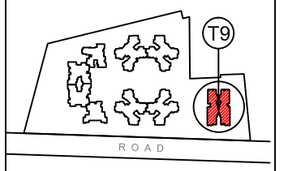

KEY PLAN

Rev.	Date	Remark
00	10-05-2017	G.F.C.

PROJECT:-
PROPOSED TOWER T9 IN GROUP HOUSING (PEARL COURT), ON KHASARA NO. 305,306,307,308,309,310 , VILL MAKANPUR RAMPRASTHA GREENS VAISHLAI, GHAZIABAD FOR M/S RAMPRASTHA BUILDERS PVT. LTD.

CLIENT:-
M/S RAMPRASTHA BUILDERS PVT. LTD.

Architect:-
RD DESIGN ATRIUM
ARCHITECTS & URBAN PLANNERS
1st FLOOR, D-1,SECTOR-7 NOIDA-201301
Ph: 0120-4220363, 4323408
e-mail - office@rddesign.in

PLUMBING & FIRE CONSULTANT:-
PEE CONSULTANT
815-C,DDA FLATS
EAST OF LONI ROAD DELHI-110093
PH.& FAX:-011-22816297
email:E-pdss_in@yahoo.com

Structural Consultant:-
RDA CIVIL ENGINEERING SYSTEM PVT. LTD.
N-43, SRBNIWASPURI NEW DELHI -65
PH. 011 26845128, FAX 011 26313478

Electrical Consultant:-
D.P. ARORA & ASSOCIATES
GH-2/98-B, ANKUR APARATMENT
PASCHIM VIHAR-NEW DELHI-63
Ph:-,M:-09312221486
E-mail: dpaulc@gmail.com

SHEET TITLE:-
UPPER BASEMENT FIRE FIGHTING SLEEVE PLAN (FIN. LVL. -3500 MM)

Drg. No
T9-FF/FS-01

SCALE = NTS

Drawn - Ankit Sharma

Checked - Anoop Sharma