TOWER A,B,C FLAT (1,2 & 5,6) F.A.R. AREA = 336.51

S.NO	LENGTH (Mtr.)	WIDTH (Mtr.)	NOS.	AREA (SQ.M.)
ADDITION				
(A)	15.20	18.10	2	550.24
SUBTRACTION				
1	1.175	4.150	4	19.51
2	1	3.45	4	13.80
3	2.725	4.150	4	45.24
4	1.350	0.150	4	0.81
5	2.050	0.650	4	5.33
6	0.450	0.450	4	0.81
7	0.600	0.600	4	1.44
8	0.200	0.550	4	0.44
9	3.150	2.950	4	37.17
10	1.750	2.450	4	17.15
12	0.600	0.550	4	1.32
13	2.925	5.000	2	29.25
15	1.500	1.900	2	5.70
16	1.450	2.900	2	8.41
17	1.400	0.500	2	1.40
18	1.500	1.100	4	6.60
19	0.800	5.800	2	9.28
CB-1	1.350	0.600	4	3.24
CB-2	1.300	0.600	4	3.12
CB-3	1.550	0.600	4	3.72
TOTAL AREAS TO BE DEDUCTED (X)				213.73
COVERD AREA FLAT TYPE-(1,2 & 5,6) (A-X)				**336.51**

3rd TO 19th FLOOR				
SUBTRACTION				
T1	1.175	2.4	4	11.28
TOTAL F.A.R. AREA OF FLAT - (1,2 & 5,6)				**325.23**

20th To 22th FLOOR				
SUBTRACTION				
T2	0.15	2.4	4	1.44
TOTAL F.A.R. AREA OF FLAT - (1,2 & 5,6)				**335.07**

TOWER A,B,C FLAT -7 F.A.R. AREA = 83.40

S.NO	LENGTH (Mtr.)	WIDTH (Mtr.)	NOS.	AREA (SQ.M.)
ADDITION				
(C)	10.44	12.05	1	125.80
SUBTRACTION				
1	1.795	7.450	1	13.37
2	0.400	0.650	1	0.26
3	1.600	1.400	1	2.24
4	0.795	2.880	1	2.29
5	0.500	5.850	1	2.93
6	0.750	0.600	1	0.45
7	1.850	1.050	1	1.94
8	5.045	3.100	1	15.64
9	2.000	0.600	1	1.20
CB-1	1.050	0.600	1	0.63
CB-2	0.600	1.520	1	0.91
CB-3	0.600	0.900	1	0.54
TOTAL AREAS TO BE DEDUCTED (X)				**42.401**
COVERD AREA FLAT TYPE - 7 (C-X)				**83.40**

TOWER A,B,C CORE F.A.R. AREA = 53.32

S.NO	LENGTH (Mtr.)	WIDTH (Mtr.)	NOS.	AREA (SQ.M.)
ADDITION				
(D)	12.47	11.08	1	138.11
SUBTRACTION				
1	0.500	0.950	1	0.48
2	0.600	0.720	1	0.43
3	0.800	2.900	1	2.32
4	2.150	4.100	1	8.82
5	2.550	1.950	3	14.92
6	4.030	3.720	1	14.99
7	1.280	1.150	1	1.47
8	0.800	7.000	1	5.60
9	0.780	1.850	1	1.44
10	0.800	0.920	1	0.74
11	0.500	0.700	1	0.35
12	2.330	0.600	1	1.40
13	1.500	0.600	1	0.90
14	3.050	1.850	1	5.64
15	0.750	1.950	1	1.46
16	2.935	8.120	1	23.83
TOTAL AREAS TO BE DEDUCTED (X)				**84.787**
COVERD AREA CORE (D-X)				**53.32**

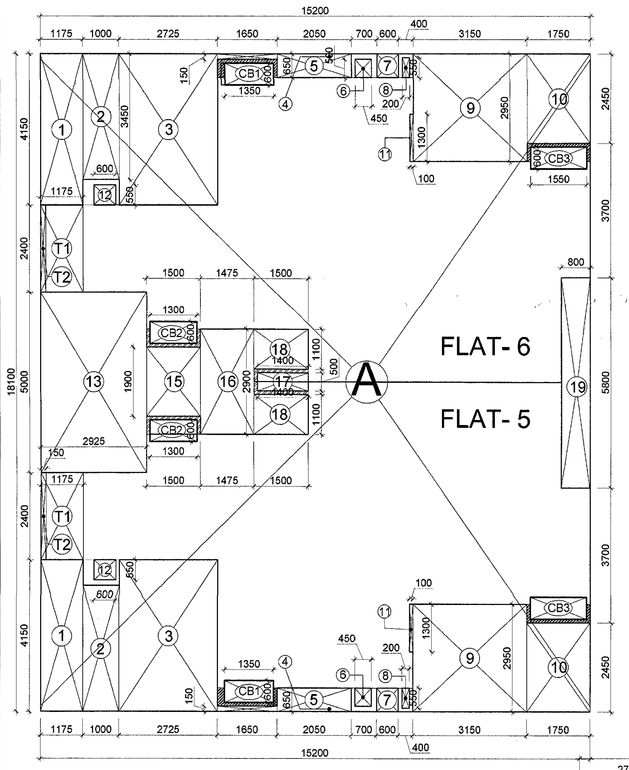

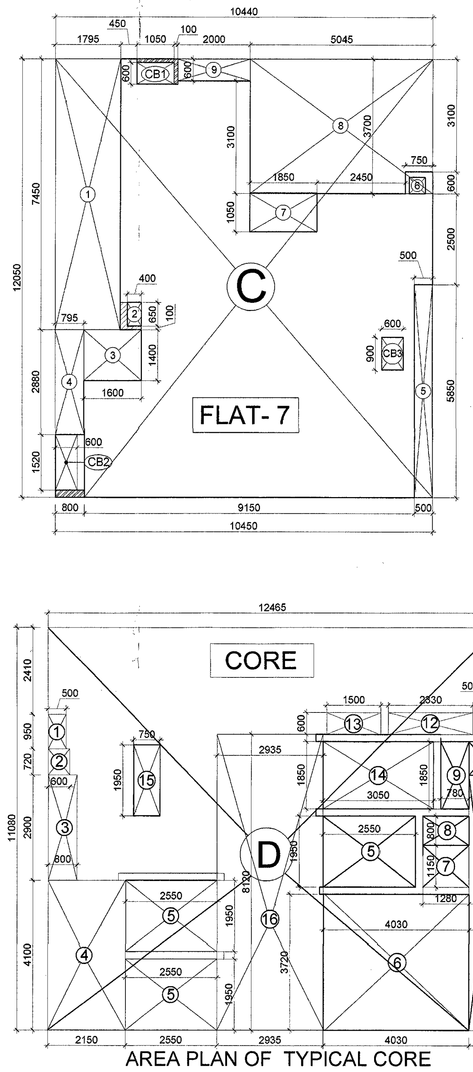

AREA PLAN OF TYPICAL CORE

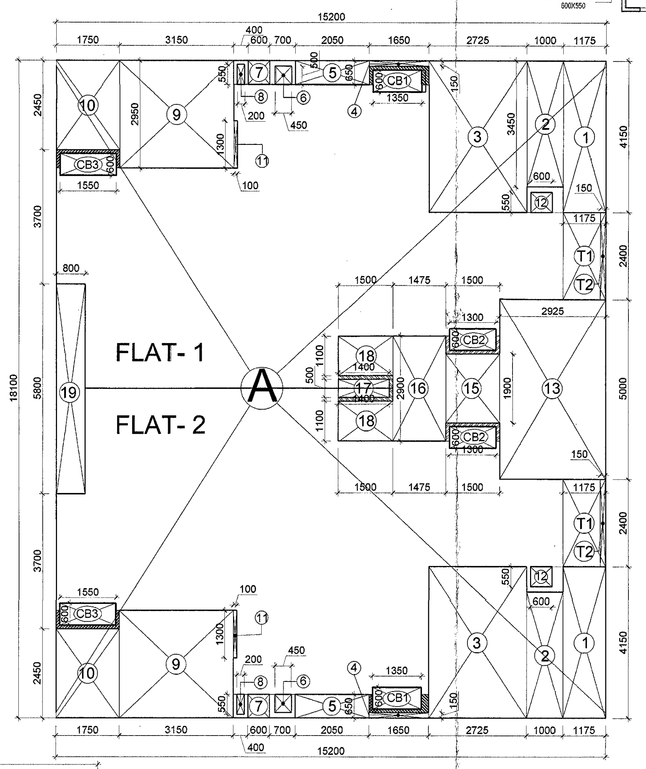

TOWER A,B,C FLAT -3,4 F.A.R. AREA = 192.04

S.NO	LENGTH (Mtr.)	WIDTH (Mtr.)	NOS.	AREA (SQ.M.)
ADDITION				
(B)	18.90	15.00	1	283.50
SUBTRACTION				
1	2.700	1.600	2	8.64
2	2.100	2.400	2	10.08
3	0.600	0.600	2	0.72
4	2.100	0.900	2	3.78
5	0.450	0.700	2	0.63
6	2.700	3.410	2	18.41
7	1.200	0.390	2	0.94
8	2.100	1.500	2	6.30
9	2.650	0.950	2	5.04
10	0.450	1.300	2	1.17
11	7.000	2.450	1	17.15
11'	3.800	0.425	1	1.62
12	2.800	1.175	1	3.29
13	3.790	0.450	1	1.71
14	1.550	1.500	2	4.65
15	0.700	1.500	1	1.05
17	0.300	1.250	1	0.38
18	11.500	0.100	1	1.15
CB-1	0.600	1.600	2	1.92
CB-2	1.300	0.600	2	1.56
CB-3	0.600	1.075	2	1.29
TOTAL AREAS TO BE DEDUCTED (X)				**91.461**
COVERD AREA FLAT TYPE = 3 & 4 (B-X)				**192.04**

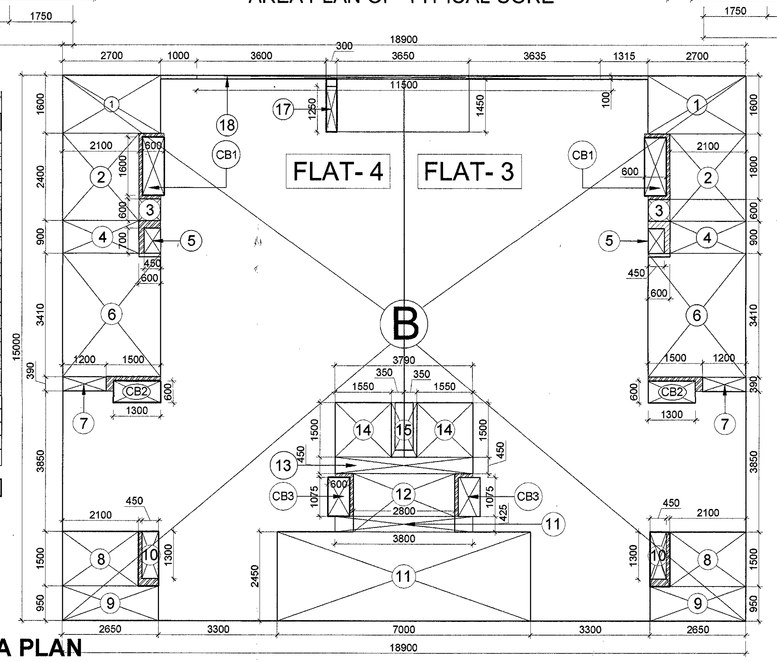

FIRST FLOOR TO 23RD FLOOR F.A.R. AREA PLAN

FACILITY AREA FOR TOWER A,B,C = 81.110				
S.NO	LENGTH (Mtr.)	WIDTH (Mtr.)	NOS.	AREA (SQ.M.)
FLAT - 1, 2, 5,6				
CB-1	1.350	0.600	4	3.240
CB-2	1.300	0.600	4	3.120
CB-3	1.550	0.600	4	3.720
FLAT - 3 & 4				
CB-1	0.600	1.600	2	1.920
CB-2	1.300	0.600	2	1.560
CB-3	0.600	1.075	2	1.290
FLAT - 7				
CB-1	1.050	0.600	1	0.630
CB-2	0.600	1.520	1	0.912
CB-3	0.600	0.900	1	0.540
CORE AREA				
5	2.550	1.950	3	14.918
6	4.030	3.720	1	14.992
7	1.280	1.950	1	2.496
12	2.33	0.6	1	1.398
13	1.5	0.6	1	0.900
14	3.050	1.850	1	5.643
16	2.935	8.120	1	23.832
TOTAL FACILITY AREA				**81.110**

ELE-AA

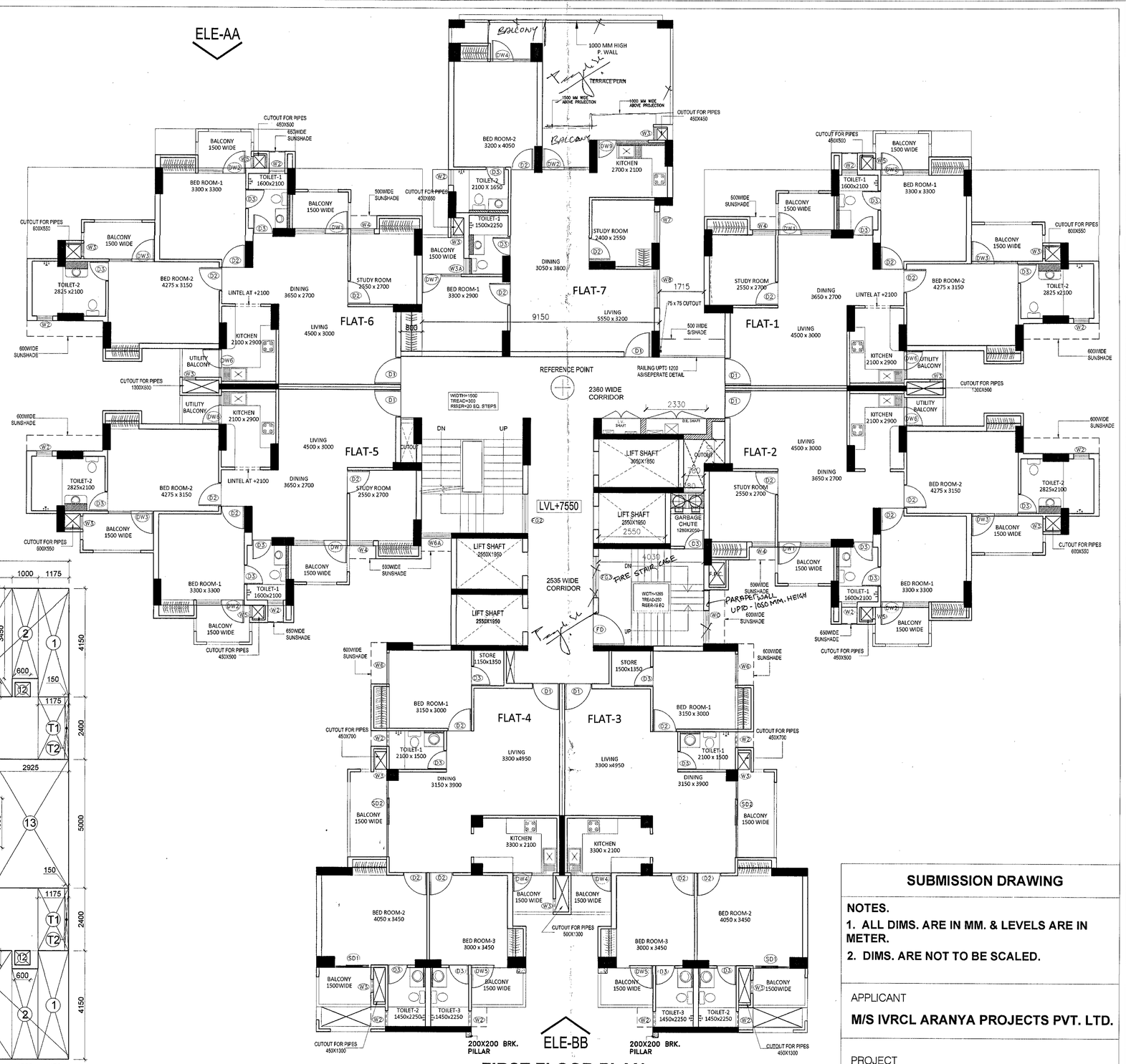

FIRST FLOOR PLAN

SUMMARY OF AREA - TOWER A,B,C

SUMMARY OF AREA-BLOCK ARANYA HEIGHTS - TOWER- A, B, C					
SUMMARY OF AREA - TOWER- A, B, C					
FLOOR	TOTAL AREA	SUBTRACTION	AREA F.A.R	AREA UNDER NON F.A.R OTHER AREAS FACILITY AREA	GROUND COVERAGE
Stilt Floor	213.64	0	213.64	66.498	744.46
Upper ground floor	586.99	0	586.99	78.932	
1st Floor	665.28	0	665.28	81.11	
2nd Floor	665.28	0	665.28	81.11	
3rd Floor	665.28	11.28	654.00	81.11	
4th Floor	665.28	11.28	654.00	81.11	
5th Floor	665.28	11.28	654.00	81.11	
6th Floor	665.28	11.28	654.00	81.11	
7th Floor	665.28	11.28	654.00	81.11	
8th Floor	665.28	11.28	654.00	81.11	
9th Floor	665.28	11.28	654.00	81.11	
10th Floor	665.28	11.28	654.00	81.11	
11th Floor	665.28	11.28	654.00	81.11	
12th Floor	665.28	11.28	654.00	81.11	
13th Floor	665.28	11.28	654.00	81.11	
14th Floor	665.28	11.28	654.00	81.11	
15th Floor	665.28	11.28	654.00	81.11	
16th Floor	665.28	11.28	654.00	81.11	
17th Floor	665.28	11.28	654.00	81.11	
18th Floor	665.28	11.28	654.00	81.11	
19th Floor	665.28	11.28	654.00	81.11	
20th Floor	665.28	1.44	663.84	81.11	
21st Floor	665.28	1.44	663.84	81.11	
22nd Floor	665.28	1.44	663.84	81.11	
Terrace				112.26	
OHT & Machine Room				174.55	
TOTAL			15240.61	2216.66	

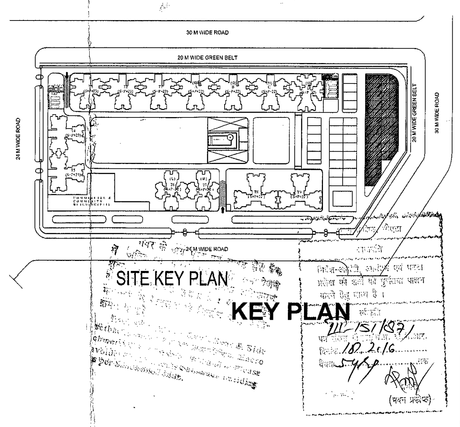

Map for proposed Buildings is as per Byelaws. Submitted for approval of plans.

Asstt.

Director/Authorised Signatory

SUBMISSION DRAWING

NOTES.

1. ALL DIMS. ARE IN MM. & LEVELS ARE IN METER.
2. DIMS. ARE NOT TO BE SCALED.

APPLICANT

M/S IVRCL ARANYA PROJECTS PVT. LTD.

PROJECT

THE ARANYA
GROUP HOUSING ON PLOT
No. GH-02,Sector-119,NOIDA
Dist. G B Nagar (UP)

DRAWING TITLE

TOWER A,B,C
FIRST FLOOR PLAN, AREA DIAGRAM, KEY PLAN, BLOCK SUMMARY & AREA STATEMENT

SCALE	DEALT: SANJEEV	DRG. NO.
1:100	CHECKED	SD-25
DATE: 07-11-2015	REV. NO. 00	

APPLICANT	ARCHITECT
IVRCL ARANYA PROJECTS PVT. LTD. Director/Authorised Signatory	PEEYUSH SRIVASTAVA ARCHITECT CA/95/18460

ARCHITECTS

nexus architects

NEXUSPLUS CONSULTANTS PVT LTD.
B-116, SECTOR -50, NOIDA