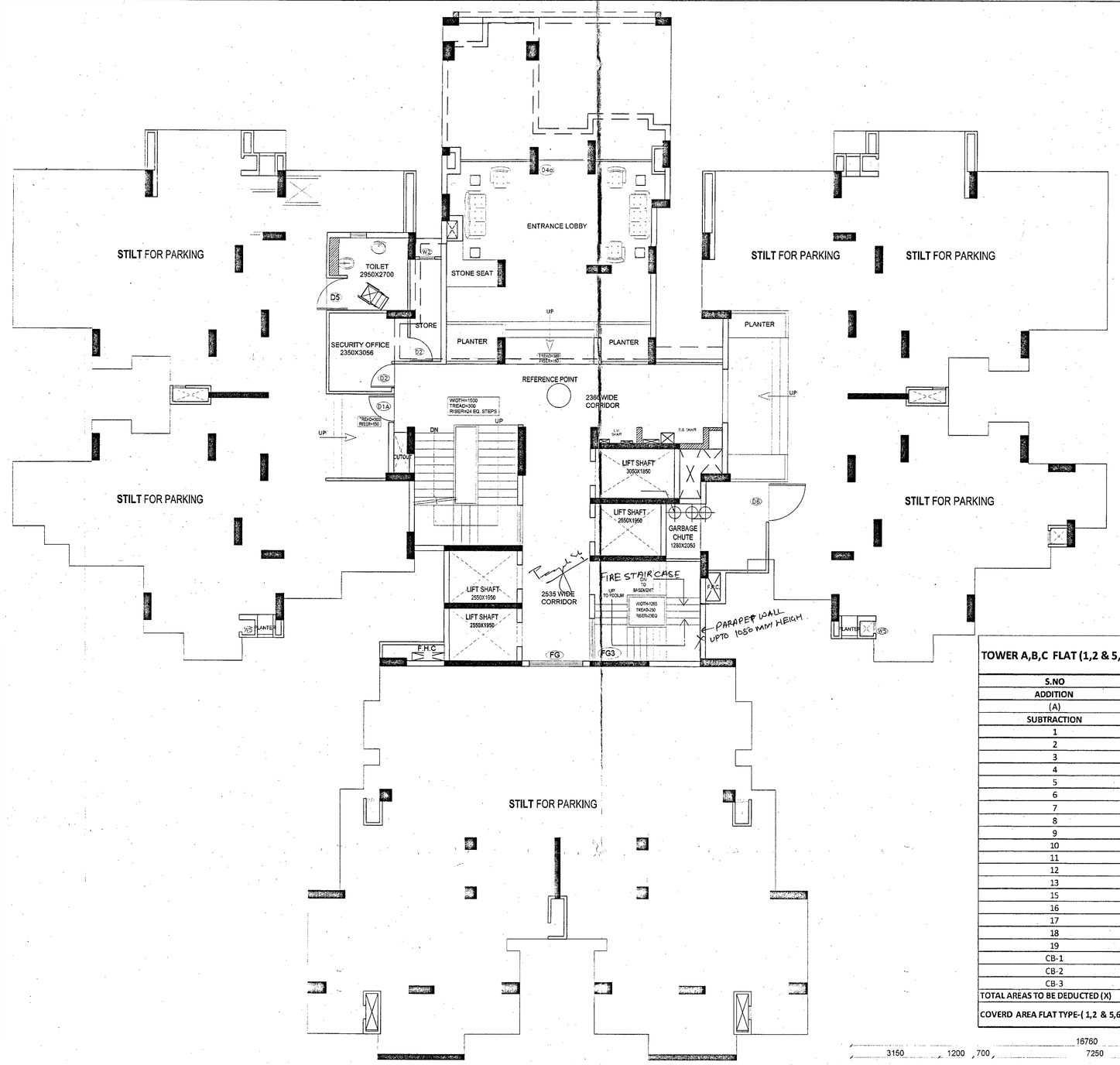

STILT FLOOR PLAN

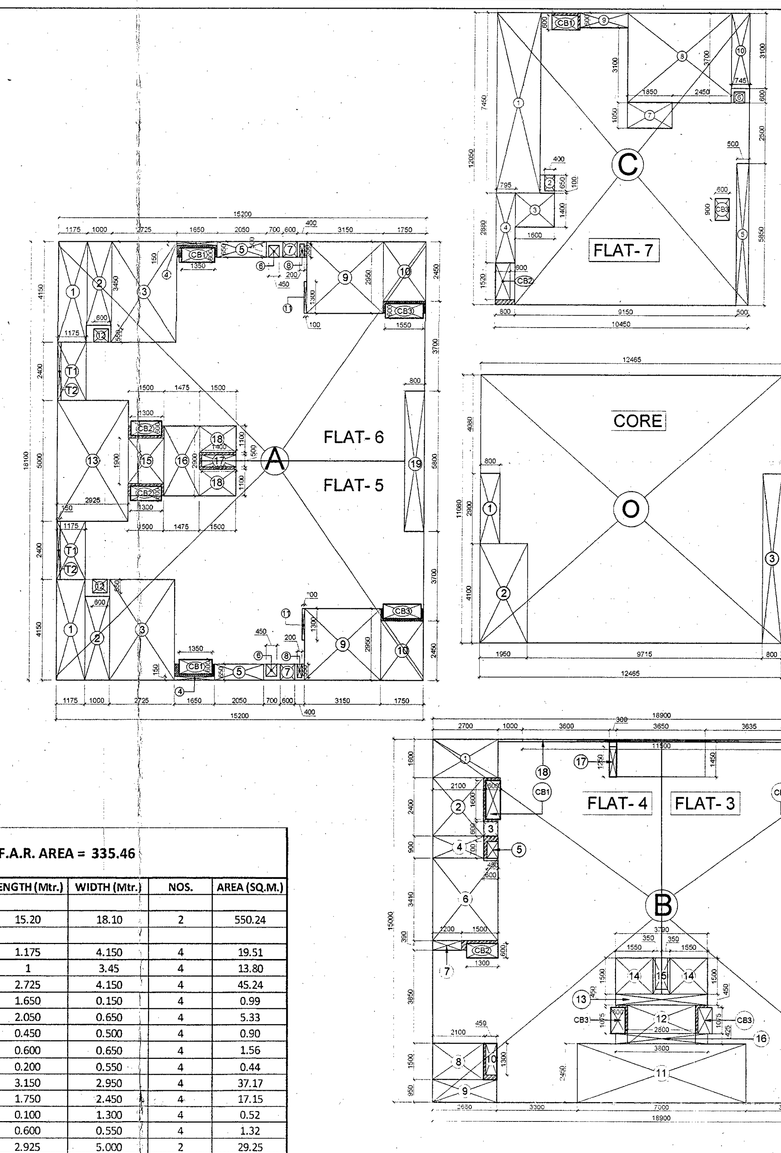

GROUND COVERAGE AREA PLAN

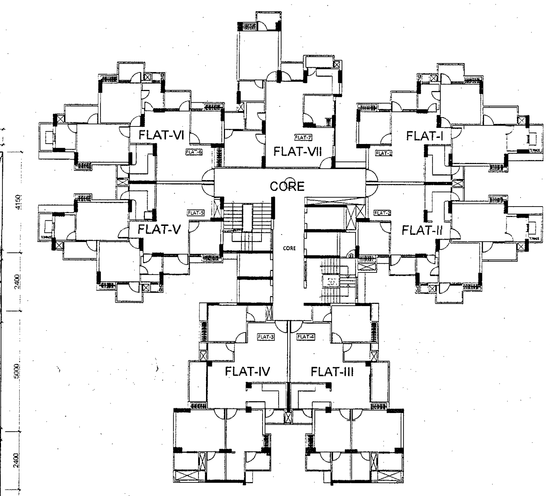

CLUSTER PLAN

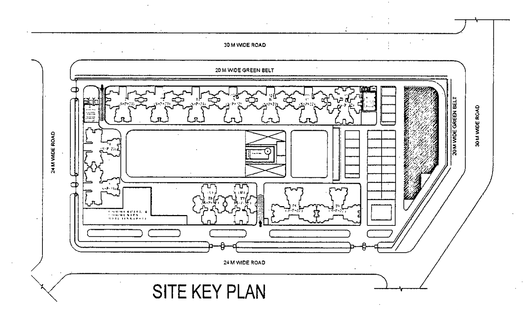

KEY PLAN

TOWER A,B,C FLAT (1,2 & 5,6) F.A.R. AREA = 335.46

S.NO	LENGTH (Mtr.)	WIDTH (Mtr.)	NOS.	AREA (SQ.M.)
ADDITION				
(A)	15.20	18.10	2	550.24
SUBTRACTION				
1	1.175	4.150	4	19.51
2	1	3.45	4	13.80
3	2.725	4.150	4	45.24
4	1.650	0.150	4	0.99
5	2.050	0.650	4	5.33
6	0.450	0.500	4	0.90
7	0.600	0.650	4	1.56
8	0.200	0.550	4	0.44
9	3.150	2.950	4	37.17
10	1.750	2.450	4	17.15
11	0.100	1.300	4	0.52
12	0.600	0.550	4	1.32
13	2.925	5.000	2	29.25
15	1.500	1.900	2	5.70
16	1.475	2.900	2	8.56
17	1.400	0.500	2	1.40
18	1.500	1.100	4	6.60
19	0.800	5.800	2	9.28
CB-1	0.000	0.000	4	0.00
CB-2	0.000	0.000	4	0.00
CB-3	0.000	0.000	4	0.00
TOTAL AREAS TO BE DEDUCTED (X)				204.71
COVERD AREA FLAT TYPE-(1,2 & 5,6) (A-X)				345.54

TOWER A,B,C FLAT -3,4 F.A.R. AREA = 192.04

S.NO	LENGTH (Mtr.)	WIDTH (Mtr.)	NOS.	AREA (SQ.M.)
ADDITION				
(B)	18.90	15.00	1	283.50
SUBTRACTION				
1	2.700	1.600	2	8.64
2	2.100	2.400	2	10.08
3	0.600	0.600	2	0.72
4	2.100	0.900	2	3.78
5	0.450	0.700	2	0.63
6	2.700	3.410	2	18.41
7	1.200	0.390	2	0.94
8	2.100	1.500	2	6.30
9	2.650	0.950	2	5.04
10	0.450	1.300	2	1.17
11	7.000	2.450	1	17.15
12	2.800	1.175	1	3.29
13	3.790	0.450	1	1.71
14	1.550	1.500	2	4.65
15	0.700	1.500	1	1.05
16	3.800	0.425	1	1.62
17	0.300	1.250	1	0.38
18	11.500	0.100	1	1.15
CB-1	0.000	0.000	2	0.00
CB-2	0.000	0.000	2	0.00
CB-3	0.000	0.000	2	0.00
TOTAL AREAS TO BE DEDUCTED (X)				86.691
COVERD AREA FLAT TYPE = 3 & 4 (B-X)				196.81

TOWER A,B,C FLAT -7 F.A.R. AREA = 78.51

S.NO	LENGTH (Mtr.)	WIDTH (Mtr.)	NOS.	AREA (SQ.M.)
ADDITION				
(C)	10.44	12.05	1	125.80
SUBTRACTION				
1	1.795	7.450	1	13.37
2	0.400	0.650	1	0.26
3	1.600	1.400	1	2.24
4	0.795	2.880	1	2.29
5	0.500	5.850	1	2.93
6	0.750	0.600	1	0.45
7	1.850	1.050	1	1.94
8	4.300	3.700	1	15.91
9	2.000	0.600	1	1.20
10	0.745	3.100	2	4.62
CB-1	0.000	0.000	1	0.00
CB-2	0.000	0.000	1	0.00
CB-3	0.000	0.000	1	0.00
TOTAL AREAS TO BE DEDUCTED (X)				45.209
COVERD AREA FLAT TYPE - 7 (C-X)				80.59

TOWER - A,B,C STILT FLOOR CORE GROUND COVERAGE AREA = 132.51 (S.Q.M.)

S.NO	LENGTH (Mtr.)	WIDTH (Mtr.)	NOS.	AREA (SQ.M.)
ADDITION				
(O)	12.465	11.080	1	138.112
SUBTRACTION				
1	0.800	2.900	1	2.320
2	1.950	4.100	1	7.995
3	0.800	7.000	1	5.600
TOTAL AREAS TO BE DEDUCTED (X)				15.915
COVERED AREA CORE (O-X)				132.51

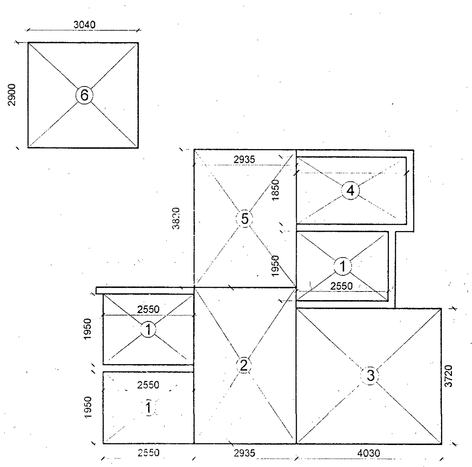

STILT FLOOR FACILITY AREA

STILT FLOOR FACILITY AREA FOR TOWER A,B,C = 68.200

S.NO	LENGTH (Mtr.)	WIDTH (Mtr.)	NOS.	AREA (SQ.M.)
CORE AREA				
1	2.550	1.950	3	14.92
2	2.935	4.300	1	12.62
3	4.030	3.720	1	14.99
4	3.05	1.85	1	5.64
5	2.935	3.82	1	11.21
6	3.04	2.9	1	8.82
TOTAL FACILITY AREA				68.200

TOWER A,B,C STILT FLOOR F.A.R AREA = 213.13

S.NO	LENGTH (Mtr.)	WIDTH (Mtr.)	NOS.	AREA (SQ.M.)
ADDITION				
(S)	16.760	19.630	1	329.00
SUBTRACTION				
1	3.15	6.33	1	19.94
2	1.2	4.33	1	5.20
4	2.55	2.945	1	7.51
5	3.350	2.900	1	9.72
6	4.500	4.300	1	19.35
7	2.345	2.350	1	5.51
8	1.595	1.150	1	1.83
9	1.445	0.300	1	0.43
10	1.745	4.280	1	7.47
11	4.260	5.650	1	24.07
12	3.760	2.500	1	9.40
13	0.400	0.200	1	0.08
14	7.250	0.715	1	5.18
15	0.700	0.250	1	0.18
TOTAL AREAS TO BE DEDUCTED (X)				115.865
COVERED AREA STILT FLOOR (S-X)				213.13

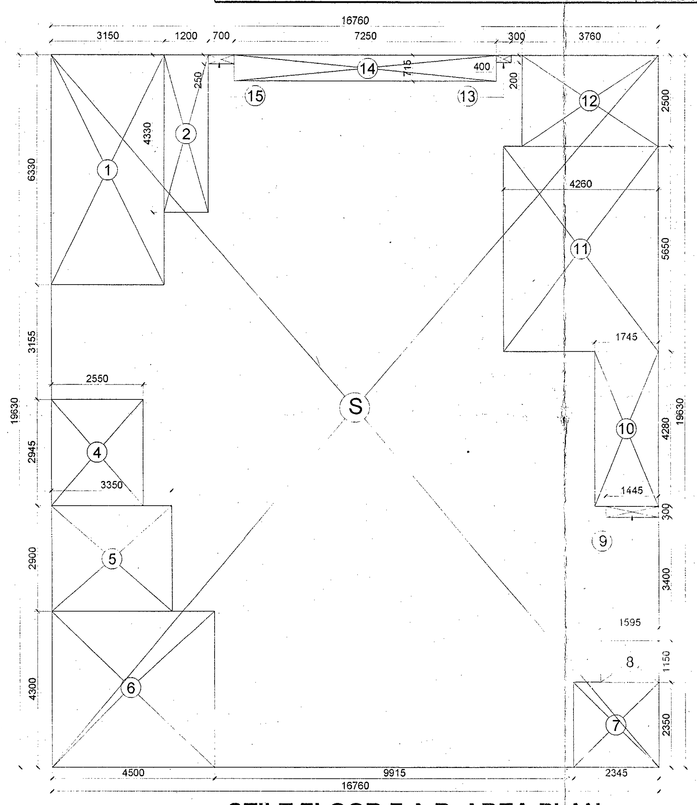

STILT FLOOR F.A.R. AREA PLAN

SUMMARY OF AREA - TOWER A,B,C

SUMMARY OF AREA-BLOCK ARANYA HEIGHTS - TOWER- A, B, C

SUMMARY OF AREA - TOWER- A, B, C

FLOOR	TOTAL AREA	SUBTRACTION	AREA F.A.R	AREA UNDER NON F.A.R OTHER AREAS FACILITY AREA	GROUND COVERAGE
Stilt Floor	213.64	0	213.64	66.498	755.45
upper ground floor	547.46	0	547.46	78.932	
1st Floor	622.94	0	622.94	81.11	
2nd Floor	622.94	0	622.94	81.11	
3rd Floor	622.94	11.28	611.66	81.11	
4th Floor	622.94	11.28	611.66	81.11	
5th Floor	622.94	11.28	611.66	81.11	
6th Floor	622.94	11.28	611.66	81.11	
7th Floor	622.94	11.28	611.66	81.11	
8th Floor	622.94	11.28	611.66	81.11	
9th Floor	622.94	11.28	611.66	81.11	
10th Floor	622.94	11.28	611.66	81.11	
11th Floor	622.94	11.28	611.66	81.11	
12th Floor	622.94	11.28	611.66	81.11	
13th Floor	622.94	11.28	611.66	81.11	
14th Floor	622.94	11.28	611.66	81.11	
15th Floor	622.94	11.28	611.66	81.11	
16th Floor	622.94	11.28	611.66	81.11	
17th Floor	622.94	11.28	611.66	81.11	
18th Floor	622.94	11.28	611.66	81.11	
20th Floor	622.94	11.28	611.66	81.11	
21st Floor	622.94	11.28	611.66	81.11	
22nd Floor	622.94	11.28	611.66	81.11	
Terrace				112.26	
OHT & Machine Room				126.55	
TOTAL			14269.65	2216.66	

SUBMISSION DRAWING

NOTES.

1. ALL DIMS. ARE IN MM. & LEVELS ARE IN METER.
2. DIMS. ARE NOT TO BE SCALED.

APPLICANT

M/S IVRCL ARANYA PROJECTS PVT. LTD.

PROJECT

THE ARANYA
GROUP HOUSING ON PLOT
No. GH-02,Sector-119,NOIDA
Dist. G B Nagar (UP)

DRAWING TITLE

TOWER A,B,C

STILT FLOOR PLAN, AREA DIAGRAM, KEY PLAN, BLOCK SUMMARY & AREA STATEMENT

SCALE	DEALT: SANJEEV	DRG. NO.
1:100	CHECKED	SD-23
DATE: 07-11-2015	REV. NO. 00	

APPLICANT

IVRCL ARANYA PROJECTS PVT LTD.
Director/ Authorised Signatory

ARCHITECT

PEEYUSH SRIVASTAVA
ARCHITECT
CA/95/18469

ARCHITECTS

NEXUSPLUS CONSULTANTS PVT LTD.
B-116, SECTOR -50, NOIDA