

TYPICAL FLOOR PLAN

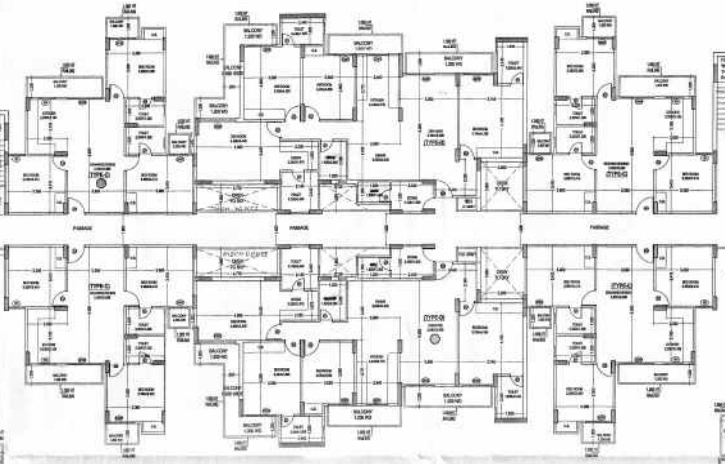

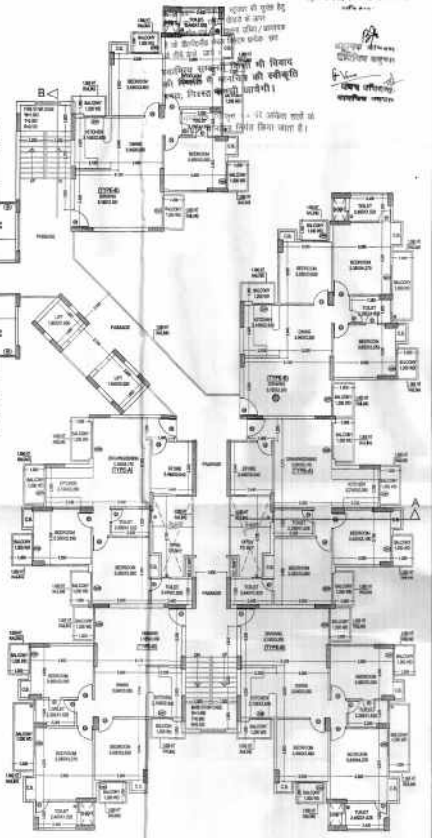

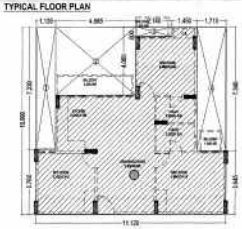

TYPE D

(TYPE-C) 3B+2T				
UNIT AREA = (11.125 x 12.992) + 132.308 - 41.856(sq.mt Area) = 91.214 SQ.MT.				
S.NO	WIDTH		LENGTH	LESS AREA (SQ.MT.)
1	1.110	x	7.210	= 8.00
2	4.685	x	4.905	= 22.985
3	2.140	x	3.910	= 8.364
4	1.710	x	7.865	= 13.500
TOTAL AREA				= 43.85

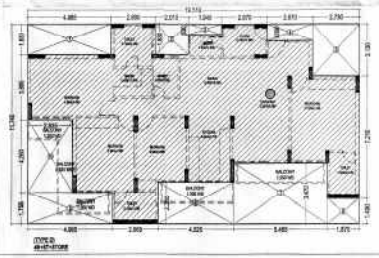

TYPE B 4B+3T+STORE

(TYPE-D) 4B+3T+STORE				
UNIT AREA = (24.918 x 11.746) + 128.247 - 72.236(sq.mt Area) = 131.769 SQ.MT.				
S.NO	WIDTH		LENGTH	LESS AREA (SQ.MT.)
1	4.685	x	2.020	= 9.467
2	2.010	x	1.895	= 3.808
3	1.045	x	0.930	= 1.203
4	2.070	x	1.900	= 3.933
5	2.730	x	3.330	= 9.091
6	1.870	x	1.830	= 3.422
7	9.460	x	2.470	= 23.366
8	9.530	x	2.300	= 21.919
9	4.685	x	1.703	= 8.780
10	2.045	x	4.300	= 21.935
TOTAL AREA				= 77.308

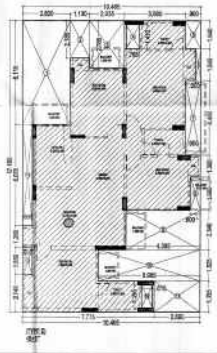

TYPE B 4B+3T

(TYPE-E) 4B+3T				
UNIT AREA = (16.465 x 17.000) + 279.933 - 68.066(sq.mt Area) = 132.469 SQ.MT.				
S.NO	WIDTH		LENGTH	LESS AREA (SQ.MT.)
1	2.820	x	9.125	= 27.241
2	1.130	x	2.185	= 2.469
3	2.835	x	2.785	= 7.897
4	0.760	x	2.420	= 1.837
5	0.860	x	1.660	= 1.428
6	0.300	x	1.845	= 0.554
7	0.800	x	5.460	= 4.368
8	0.800	x	1.860	= 1.488
9	4.985	x	2.660	= 13.254
10	5.985	x	1.825	= 10.920
11	0.610	x	1.205	= 0.735
12	2.680	x	1.754	= 4.701
13	0.980	x	1.850	= 1.813
14	0.680	x	0.875	= 0.595
TOTAL AREA				= 68.098

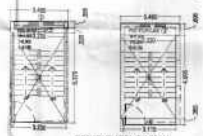

FIRE STAIR AREA DIAGRAM

FIRE STAIR CASE AREA				
S.NO	WIDTH		LENGTH	LESS AREA (SQ.MT.)
1	3.230	x	5.370	= 17.343
2	3.230	x	0.530	= 1.711
3	3.460	x	0.355	= 1.228
4	3.460	x	0.663	= 2.293
5	3.230	x	4.995	= 16.134
6	3.115	x	0.355	= 1.106
TOTAL AREA				= 39.815

(BLOCK-A1 & A2) S-09

DOORS & WINDOWS SCHEDULE

S.NO.	TYPE	SIZE	S.LVL	L.LVL.
1	D1	0.750x2.100	±0.0	2.100
2	D2	0.900x2.100	±0.0	2.100
3	D3	1.050x2.100	±0.0	2.100
4	DW1	1.200x2.450	±0.00.450	2.450
5	DW2	1.800x2.450	±0.00.450	2.450
6	DW3	1.800x2.450	±0.00.450	2.450
7	DW4	2.000x2.450	±0.00.450	2.450
8	W1	0.450x1.400	+1.050	2.450
9	W2	0.600x1.400	+1.050	2.450
10	W3	1.195x1.400	+1.050	2.450
11	W4	1.800x2.000	+0.450	2.450
12	W5	1.200x2.000	+0.450	2.450
13	W6	1.175x2.000	+0.450	2.450
14	V	0.600x1.400	+1.050	2.450

PROJECT TITLE

REVISED(PART COMPOUNDING DONE) PLAN FOR GROUP HOUSING AT PLOT AT KHASARANO.(1125/1,1126/1,1131,1144/2,1145/1,1146/M, 1154/1,1132,1127/M,1128/1,1129,1114,1115,1116, 1117,1119,1120,1124/1,1130,1147,1148,1149,1150, 1146/M.)IN KARHERA &(1/2,13,13,1/2) INSAHIBABAD (SAVIOUR PARK) MOHAN NAGAR GHAZIABAD (U.P.)

OWNER :

M/S FAB FININVEST (INDIA) ITD & M/S PANCHSHEEL INFRASTRUCTURE PVT LTD Th. CONSORTIUM/ Power of Attorney

M/S SAVFAB BUILDTECH PVT LTD DIRECTOR Mr. I. S. Sodhi & Mr. Vineet Goel

DRAWING TITLE:-

TYPICAL FLOOR PLAN SECOND TO THIRTEENTH FLOOR (BLOCK-A1 & A2)

S-09

DRG NO.

SCALE	1:100
DATE	
DEALT	
JOB NO.	\\COMP16\D\DATA\SAVIOUR PARK(ARAVALI N-20150606_SUN-2015061)_CLUSTER

DEEPAK MEHTA & ASSOCIATES

ARCHITECTS, PLANNERS, VALUERS, LANDSCAPE & INTERIORS
PLOT NO. 16 ABHISHEK PLAZA L.S.C. MAYUR VIHAR PH II DELHI 91
PH: 65722180 TELEFAX: 22750160

ARCHITECT'S SIGN

For SAVFAB Buildtech Pvt. Ltd.
Director

OWNER'S SIGN