LAYOUT PLAN

LEGENDS:-	
	TRANSFORMER YARD
	HT & LT POLE WITH PIN & 2#ROUND INSOLATOR
	HT & LT POLE WITH PIN & 1#ROUND INSOLATOR
	HT POLE WITH PIN INSOLATOR
	LT POLE WITH 1#ROUND INSOLATOR
	HT OVERHEAD CABLE LINE DOG CONDUCTOR ASCR
	LT OVERHEAD CABLE LINE ABC CABLE
	L.T CABLE FROM POLE/BUSBAR BOX TO PLOT CABLES BURIED IN GROUND
	BUS BAR BOX MOUNTED ON POLE
	ENERGY METER PLOT ON WALL

LEGENDS:-	
	8Nos. 400kVA PURPOSED TRANSFORMER
	1Nos. 100kVA PURPOSED TRANSFORMER(COMMON UTILITY)

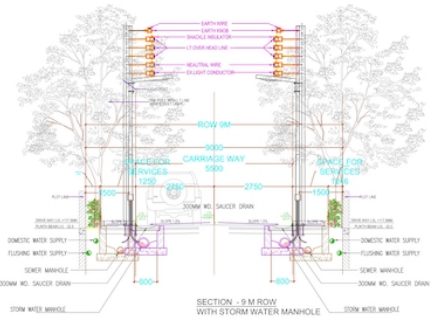

SECTION - 9 M ROW
WITH STORM WATER MANHOLE

OPTION-1
SECTION-B

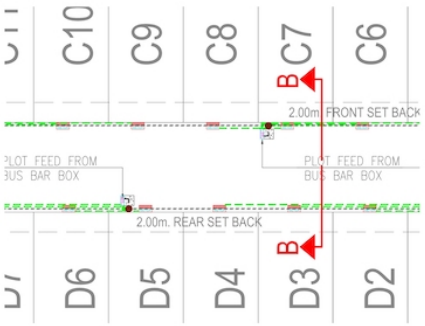

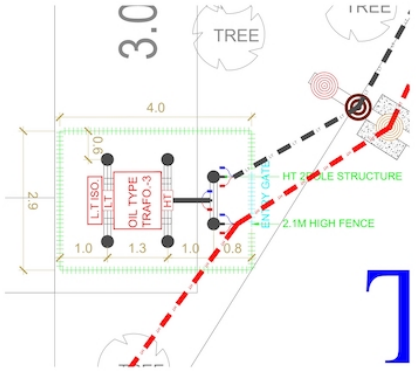

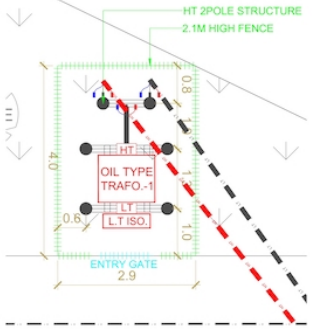

NO.	DATE	DESCRIPTION

REVISION / ADDITION

PROJECT

VASUDEV ELEMENTS

ARCHITECTS

INFINITY

TOTAL DESIGN SOLUTIONS
118/F-10, MARUTI PLAZA
(NEAR G.G.MEDICAL INSTITUTE)
SANJAY PLACE, AGRA - 282002
TEL: (0562)4001814, 98370-16747
e mail : infinityarchitects@gmail.com
web : www.infinityarchitects.com

MEP SERVICES CONSULTANT

R S ASSOCIATES
1216 SECOND FLOOR
SECTOR-3, VASUNDHARA, GHAZIABAD
Mail: rsassociates2006@gmail.com
Mobile: +91 9540252808

SHEET TITLE

EL-H.T, L.T OVERHEAD ROUTING & TRANSFORMER LOCATION

JOB NO:	SCALE	DATE
	1:700	22-07-2021
DRAWN: S.K	CHECKED BY: R.K	STATUS
REVISION NO: R4	DRAWING NO: EL-01A	
SHEET SIZE: A1		