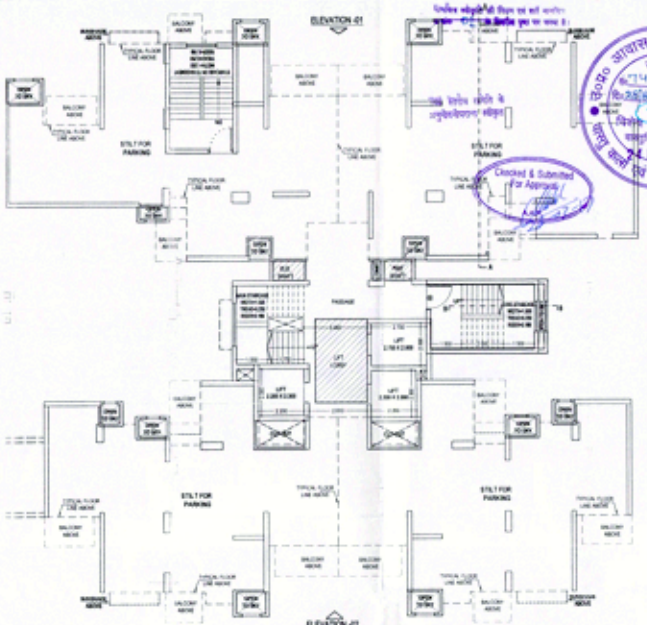

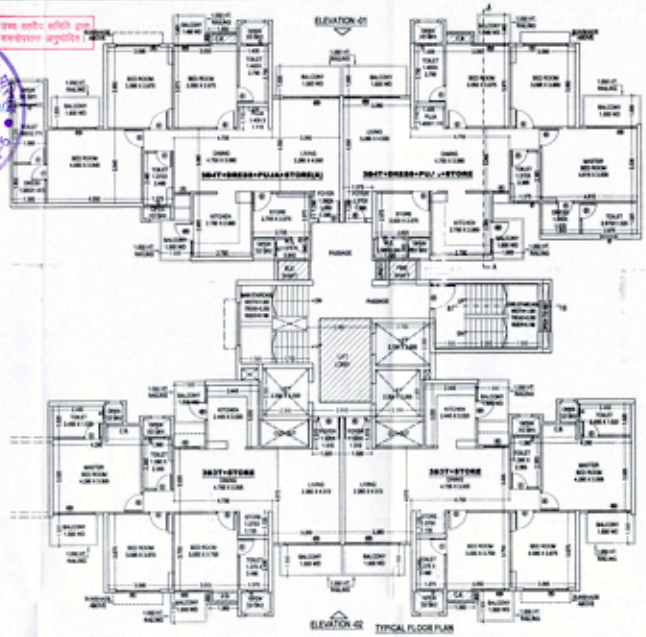

TOWER - C10 (GRAND CARNESIA)	S-38

STILT FLOOR PLAN, TYPICAL FLOOR PLAN & AREA CHART

DOORS & WINDOWS SCHEDULE

	TYPE	SIZE	SILL	LVL
1	D1	0.750x2.100	±0.0	2.100
2	D2	0.900x2.100	±0.0	2.100
3	D3	1.050x2.100	±0.0	2.100
4	DW1	1.200x1.450	±0.00+0.450	1.450
5	DW2	1.800x1.450	±0.00+0.450	1.450
6	DW3	1.800x1.450	±0.00+0.450	1.450
7	DW4	2.000x1.450	±0.00+0.450	1.450
8	DW5	2.000x1.450	±0.00+0.450	1.450
9	W1	0.450x1.450	+1.200	1.450
10	W2	0.600x1.450	+1.200	1.450
11	W3	1.100x1.450	+1.200	1.450
12	W4	1.800x1.200	+0.450	1.450
13	W5	1.200x1.200	+0.450	1.450
14	W6	1.175x1.200	+0.450	1.450
15	W7	2.000x1.200	+0.450	1.450
16	V	0.600x1.450	+1.200	1.450

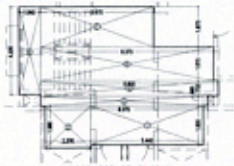

GROUND FLOOR CORE AREA DIAGRAM

GR. CORE AREA = TOTAL GR. CORE AREA - LIFT LOBBY
= 53.240 (G+) 53.240 SQMT

S.NO	LENGTH		WIDTH		AREA (SQ.MT.)
1	3.440	x	1.815	=	6.242
2	2.890	x	1.960	=	4.356
3	2.075	x	1.815	=	3.763
4	2.800	x	0.750	=	2.100
5	4.575	x	1.575	=	14.020
6	1.060	x	4.125	=	4.369
7	3.475	x	1.875	=	10.256
	TOTAL CORE AREA			=	53.240

GROUND COVERAGE AREA DETAIL =
TOTAL STILT AREA + GROUND CORE AREA
+ FIRE STAIR + STAIRCASE ON TO BASEMENT + LIFT LOBBY + SERV. SHAFTS AREA

446.565 + 53.240 + 15.623 + 16.752 +10 + 2.990
= 545.165 SQ.MT.

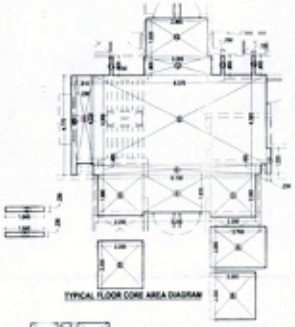

TYPICAL FLOOR CORE AREA DIAGRAM

FIRE & ELE SHAFT AREA DIAGRAM

S.NO	LENGTH		WIDTH		AREA (SQ.MT.)
1	.750	x	0.900	=	1.125
2	.750	x	0.900	=	0.675
3	1.25	x	0.900	=	1.125
	TOTAL AREA			=	2.925

LIFT LOBBY AREA DIAGRAM

LIFT LOBBY AREA CALCULATION

S.NO	LENGTH		WIDTH		AREA (SQ.MT.)
1	2.500	x	4.300	=	10.750
	TOTAL AREA			=	10.750

TYPICAL CORE AREA CALCULATION

TYPICAL CORE AREA = TOTAL FL. CORE AREA - (G+B2)- LIFT LOBBY)
= 69.073 - (3.062.70+(3.362.20)X2 +10)
= 48.000 SQMT

S.NO	LENGTH		WIDTH		AREA (SQ.MT.)
1	1.845	x	0.250	=	0.424
2	1.845	x	0.250	=	0.424
3	2.250	x	2.303	=	4.543
4	3.350	x	1.655	=	5.545
5	2.200	x	1.980	=	4.356
6	4.100	x	0.465	=	1.707
7	0.150	x	1.125	=	0.281
8	8.375	x	4.375	=	36.633
9	0.810	x	4.125	=	3.428
10	0.250	x	4.775	=	1.097
11	0.250	x	0.900	=	0.225
12	5.325	x	0.900	=	2.549
13	0.250	x	0.900	=	0.225
14	0.250	x	0.900	=	0.225
15	1.900	x	1.875	=	3.563
	TOTAL AREA			=	69.073

EXTRA STILT AREA CALCULATION

TOTAL TYPICAL CORE AREA (A)	=	69.073
TOTAL GR. CORE AREA (B)	=	53.240
EXTRA STILT AREA C = a-b	=	15.834

TOTAL STILT AREA

TOTAL STILT AREA =
(3BHK(STORE) x 2) + (3BHK DRESS-PUJA STORE)+
(3BHK DRESS-PUJA STORE)(A) + EXTRA STILT AREA
(206.28540.89)X2 + (118.95)+(118.9)5 +
(119.35)+(0.8)(0) + 15.834 = 865.81* SQ.MT.

TOTAL NET STILT AREA

= TOTAL STILT AREA - STAIRCASE ON TO BASEMENT
865.817 - 16.752 = 849.065 SQ.MT.

FIRE STAIRCASE AREA DIAGRAM

FIRE STAIRCASE AREA CALCULATION

S.NO	LENGTH		WIDTH		AREA (SQ.MT.)
1	3.850	x	3.850	=	20.750
	TOTAL AREA			=	20.750
DEDUCTIONS					
S.NO	LENGTH		WIDTH		AREA (SQ.MT.)
A	3.300	x	3.150	=	5.545
	TOTAL AREA			=	5.545
NET FIRE STAIRCASE AREA					
TOTAL AREA- TOTAL DEDUCTION				=	15.623

STAIRCASE ON TO BASEMENT AREA DIAGRAM

STAIRCASE ON TO BASEMENT AREA CALCULATION

S.NO	LENGTH		WIDTH		AREA (SQ.MT.)
1	3.140	x	5.400	=	16.752
	TOTAL AREA			=	16.752

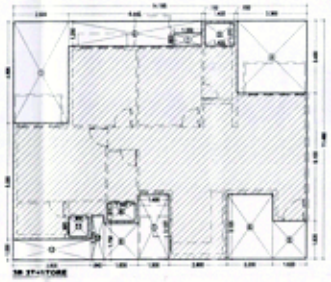

3B 2T+STORE

3B 2T+STORE

S.NO	WIDTH		LENGTH		LESS AREA (SQ.MT.)
1	1.585	x	4.895	=	7.758
2	4.445	x	1.750	=	7.779
3	1.405	x	1.075	=	1.510
4	5.560	x	1.490	=	10.324
5	1.520	x	1.035	=	2.573
6	2.200	x	1.120	=	2.464
7	1.405	x	3.120	=	4.384
8	1.135	x	1.750	=	2.861
9	1.940	x	0.875	=	1.127
10	0.940	x	2.125	=	1.374
11	0.900	x	0.990	=	0.891
12	0.800	x	1.000	=	0.800
TOTAL AREA					58.491

C.B. AREA CALCULATION
(Not include in F.A.R)

A	1.750	x	0.900	=	0.810
TOTAL				=	0.810

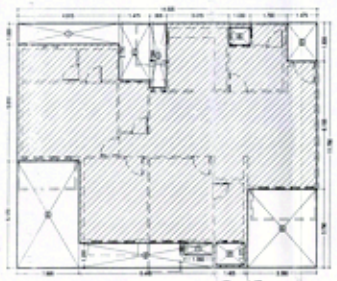

3B +F DRESS PUJA+STORE

3B+T+DRESS+PUJA+STORE

UNIT AREA =(14.325 x 11.750) +(70.000 - 12.400)+(4.000 x 2.000) + (28.800)=0.MT

S.NO	WIDTH		LENGTH		LESS AREA (SQ.MT.)
1	4.915	x	1.000	=	4.915
2	1.475	x	2.750	=	4.056
3	0.825	x	3.025	=	2.495
4	1.030	x	0.910	=	0.936
5	1.475	x	1.835	=	2.707
6	3.550	x	3.750	=	13.314
7	1.465	x	1.075	=	1.510
8	6.445	x	1.100	=	7.114
9	2.945	x	5.170	=	15.484
TOTAL AREA					52.459

C.B. AREA CALCULATION
(Not include in F.A.R)

A	1.100	x	0.900	=	0.810
TOTAL				=	0.810

PROJECT TITLE:

REVISED & PURCHASABLE GROUP HOUSING PLAN FOR M/S PRATEEK REALTORS INDIA PVT. LTD AT PLOT NO.4 / B.S. -01 & B.S.-03 SIDDARTH VIHAR NH-24 GHAZIABAD.

DRAWING TITLE:-

STILT FLOOR PLAN, TYPICAL FLOOR PLAN & AREA CHART TOWER - C10 (S+26) (GRAND CARNESIA)

S-38

DRG NO

SCALE	1:100
DATE	30/10/2018
CALT	
JOB NO	

DEEPAK MEHTA & ASSOCIATES
ARCHITECTS, PLANNERS, VALUERS, LANDSCAPE & INTERIORS
PLOT NO. 18 ABHISHEK PLAZA I.G.E. MAYUR VIHAR PH. II
DELHI 110091 INDIA PH: 01145027080, 01122770180
Email-deepakmehta1950@gmail.com

Plot No. 18 Abhishek Plaza I.G.E.
Mayur Vihar Ph-II, Delhi-91

ARCHITECTS SIGN

For Prateek Realtors India Pvt. Ltd.

Authorised Signatory

OWNER'S SIGN