TOWER - C2 (GRAND CARNESIA) | **S-28**

STILT FLOOR PLAN, TYPICAL FLOOR PLAN & AREA CHART

DOORS & WINDOWS SCHEDULE

	TYPE	SIZE	S.CL	L.CL
1	D1	0.750x2.100	±0.0	2.100
2	D2	0.900x2.100	±0.0	2.100
3	D3	1.050x2.100	±0.0	2.100
4	DW1	1.200x2.400	+0.300	2.400
5	DW2	1.650x2.400	+0.300	2.400
6	DW3	1.650x2.400	+0.300	2.400
7	DW4	2.000x2.400	+0.300	2.400
8	DW5	2.000x2.400	+0.300	2.400
9	W1	0.450x1.400	+1.200	2.600
10	W2	0.600x1.400	+1.200	2.600
11	W3	1.150x1.400	+1.200	2.600
12	W4	1.650x2.300	+0.400	2.600
13	W5	1.750x2.300	+0.400	2.600
14	W6	1.175x2.300	+0.400	2.600
15	W7	2.900x2.300	+0.400	2.600
16	V	0.600x1.400	+1.200	2.600

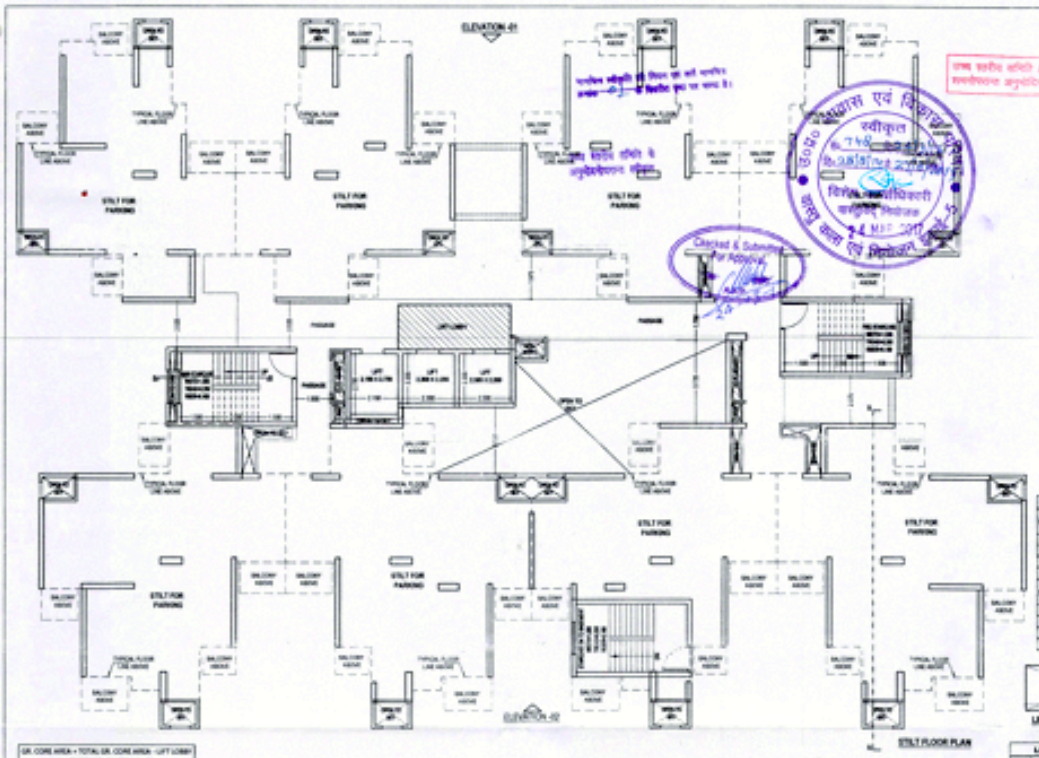

FIRE STAIRCASE AREA DIAGRAM

FIRE STAIRCASE AREA CALCULATION					
S.NO	LENGTH		WIDTH		AREA (SQ.MT.)
1	2.575	x	3.750	=	9.656
2	5.250	x	3.250	=	17.063
TOTAL AREA				=	26.719
DEDUCTIONS					
S.NO	LENGTH		WIDTH		AREA (SQ.MT.)
4	0.275	x	2.250	=	0.619
TOTAL AREA				=	0.619
NET FIRE STAIRCASE AREA					
TOTAL AREA - TOTAL DEDUCTION				=	26.100

EXTRA STILT AREA CALCULATION		
TOTAL TYPICAL CORE AREA (A)	=	135.500
TOTAL GR. CORE AREA (B)	=	68.532
VOIDS/RAMP ON TO BASEMENT AREA (C)	=	18.750
EXTRA STILT AREA(D = A-(B+C))	=	47.968

TOTAL STILT AREA
TOTAL STILT AREA =
(38.27 x 6 = 229.57 STORE) + 6 x (EXTRA STILT AREA)
(57.862+0.75)(2nos.) = 115.225+0.5(7.5)(2nos.) = 57.225
= 706.232 SQ.MT.

LIFT LOBBY AREA DIAGRAM

LIFT LOBBY AREA CALCULATION					
S.NO	LENGTH		WIDTH		AREA (SQ.MT.)
1	5.000	x	2.000	=	10.000
TOTAL AREA				=	10.000

GR. CORE AREA = TOTAL GR. CORE AREA - LIFT LOBBY = 68.532 - 10 = 58.532 SQMT					
S.NO	LENGTH		WIDTH		AREA (SQ.MT.)
1	5.875	x	5.750	=	33.797
2	2.445	x	5.250	=	12.831
3	2.525	x	5.250	=	13.256
4	5.850	x	5.750	=	33.638
5	0.500	x	0.375	=	0.188
TOTAL AREA				=	93.677
DEDUCTIONS					
S.NO	LENGTH		WIDTH		AREA (SQ.MT.)
6	0.500	x	0.250	=	0.125
TOTAL AREA				=	0.125
NET GROUND CORE AREA					
TOTAL AREA - TOTAL DEDUCTION				=	68.532

GROUND COVERAGE AREA DETAIL =
TOTAL STILT AREA + GROUND CORE AREA
+ FIRE STAIR + STAIRCASE ON TO BASEMENT + LIFT LOBBY + SERV. SHAFTS AREA

706.232 + 58.532 + 26.261 + 26.719 + 10 + 4.188
= 831.932 SQ.MT.

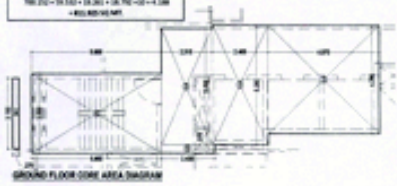
GROUND FLOOR CORE AREA DIAGRAM

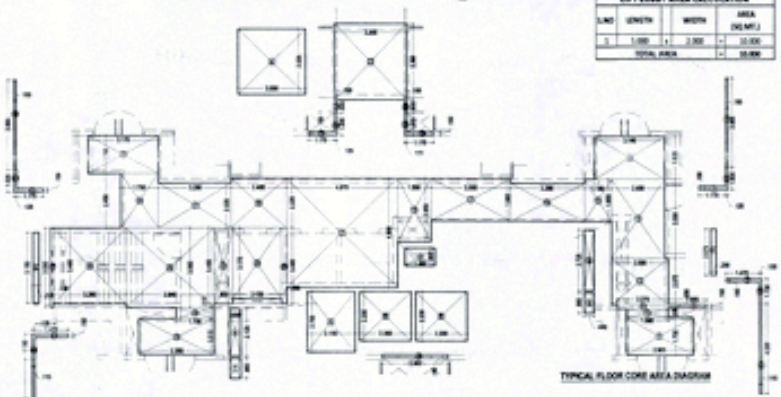
TYPICAL FLOOR CORE AREA DIAGRAM

TYPICAL CORE AREA = TOTAL TY. CORE AREA - (ALWAYS LIFT LOBBY)
= 135.500 - (2.2 (WALL TO WALL) 5.0 (WALL TO WALL) + 0.5)
= 129.38 SQ.MT.

S.NO	LENGTH		WIDTH		AREA (SQ.MT.)
1	0.125	x	1.000	=	0.125
2	0.125	x	1.000	=	0.125
3	0.125	x	0.250	=	0.031
4	0.250	x	1.375	=	0.344
5	0.375	x	0.250	=	0.094
6	0.125	x	1.250	=	0.156
7	0.125	x	4.625	=	0.578
8	2.000	x	1.750	=	3.500
9	1.625	x	0.250	=	0.406
10	1.000	x	0.375	=	0.375
11	2.375	x	0.250	=	0.594
12	2.500	x	0.375	=	0.938
13	2.625	x	0.250	=	0.656
14	1.140	x	1.0	=	1.140
15	1.250	x	1.500	=	1.875
16	1.250	x	1.750	=	2.188
17	3.500	x	1.900	=	6.650
18	1.500	x	2.850	=	4.275
19	1.750	x	0.250	=	0.438
20	0.125	x	1.375	=	0.172
21	0.125	x	1.000	=	0.125
22	0.125	x	1.000	=	0.125
23	1.250	x	1.500	=	1.875
24	0.125	x	0.500	=	0.063
25	0.125	x	1.375	=	0.172
26	0.125	x	1.000	=	0.125
27	4.000	x	4.500	=	18.000
28	0.250	x	1.500	=	0.375
29	1.250	x	0.375	=	0.469
30	1.000	x	2.125	=	2.125
31	1.000	x	2.125	=	2.125
32	0.500	x	1.500	=	0.750
33	0.375	x	1.750	=	0.656
34	1.750	x	1.750	=	3.063
35	1.500	x	2.250	=	3.375
36	1.500	x	3.500	=	5.250
37	0.250	x	3.500	=	0.875
38	1.750	x	0.500	=	0.875
39	1.750	x	1.625	=	2.844
40	0.500	x	1.625	=	0.813
41	0.125	x	1.625	=	0.203
42	1.750	x	0.250	=	0.438
43	1.375	x	0.250	=	0.344
44	0.125	x	1.000	=	0.125
45	0.125	x	4.000	=	0.500
TOTAL AREA				=	140.969
DEDUCTIONS					
S.NO	LENGTH		WIDTH		AREA (SQ.MT.)
1	0.750	x	1.750	=	1.313
2	0.500	x	0.500	=	0.250
3	0.375	x	1.000	=	0.375
4	1.750	x	0.500	=	0.875
5	0.500	x	1.125	=	0.563
6	0.500	x	0.500	=	0.250
TOTAL AREA				=	3.625
NET TYPICAL CORE AREA					
TOTAL AREA - TOTAL DEDUCTION				=	137.344

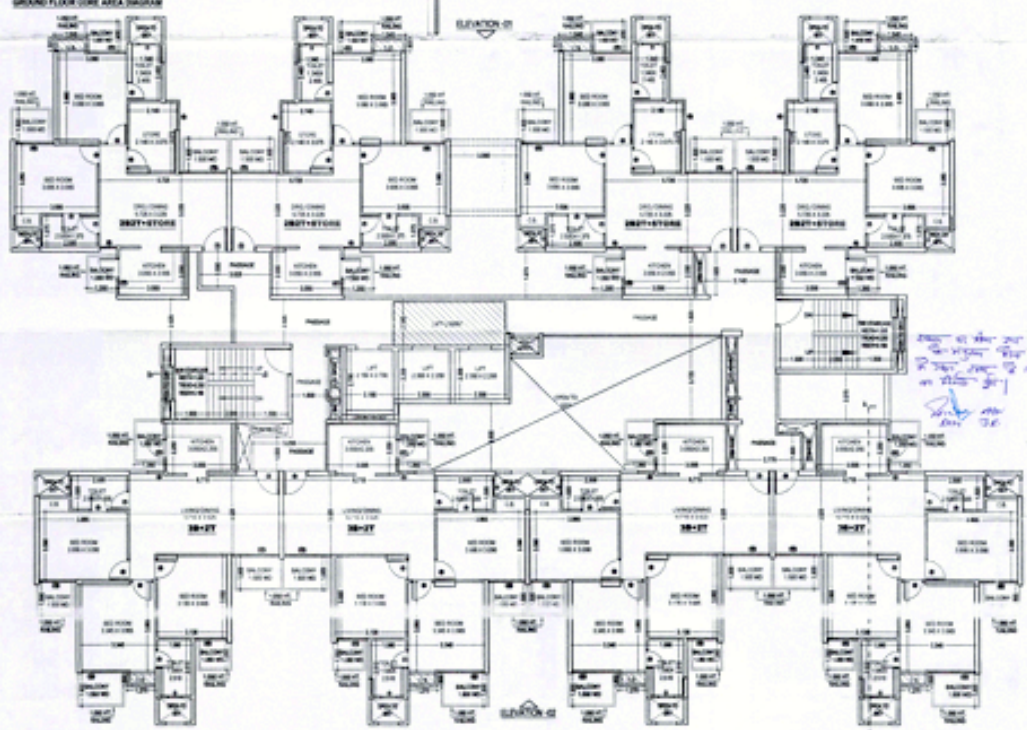

STAIRCASE ON TO BASEMENT AREA DIAGRAM

STAIRCASE ON TO BASEMENT AREA CALCULATION					
S.NO	LENGTH		WIDTH		AREA (SQ.MT.)
1	5.400	x	3.500	=	18.750
TOTAL AREA				=	18.750

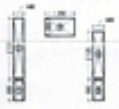
FIRE L.V. & ELE SHAFT AREA DIAGRAM

CALCULATION					
S.NO	LENGTH		WIDTH		AREA (SQ.MT.)
1	0.400	x	0.800	=	0.320
2	0.400	x	2.725	=	1.090
3	1.250	x	0.800	=	1.000
4	0.500	x	2.125	=	1.063
5	0.500	x	0.900	=	0.450
TOTAL AREA				=	4.198

PROJECT TITLE:	DRAWING TITLE:-					
REVISED & PURCHASABLE GROUP HOUSING PLAN FOR M/S PRATEEK REALTORS INDIA PVT. LTD AT PLOT NO 4 / B.S. -01 & B.S.-05 SIDDARTH VIHAR NH-24 GHAZIABAD	STILT FLOOR PLAN, TYPICAL FLOOR PLAN & AREA CHART TOWER - C2 (S-28) (GRAND CARNESIA)	S-28 (DRG NO)	SCALE: 1:100 DATE: 20/08/2018 DRAWN: JOB NO:	DEEPAK MEHTA & ASSOCIATES ARCHITECTS, PLANNERS, INTERIOR DESIGNERS PLOT NO. 14 ABHISHEK PLAZA L.S.C. MOTI NAGAR PH. II NEW DELHI INDIA Ph. 01145071390, 01145071390 Email- deepakmehta1963@gmail.com	ARCHITECT'S SIGN	For Prateek Realtors India Pvt. Ltd. Authorised Signatory OWNER'S SIGN