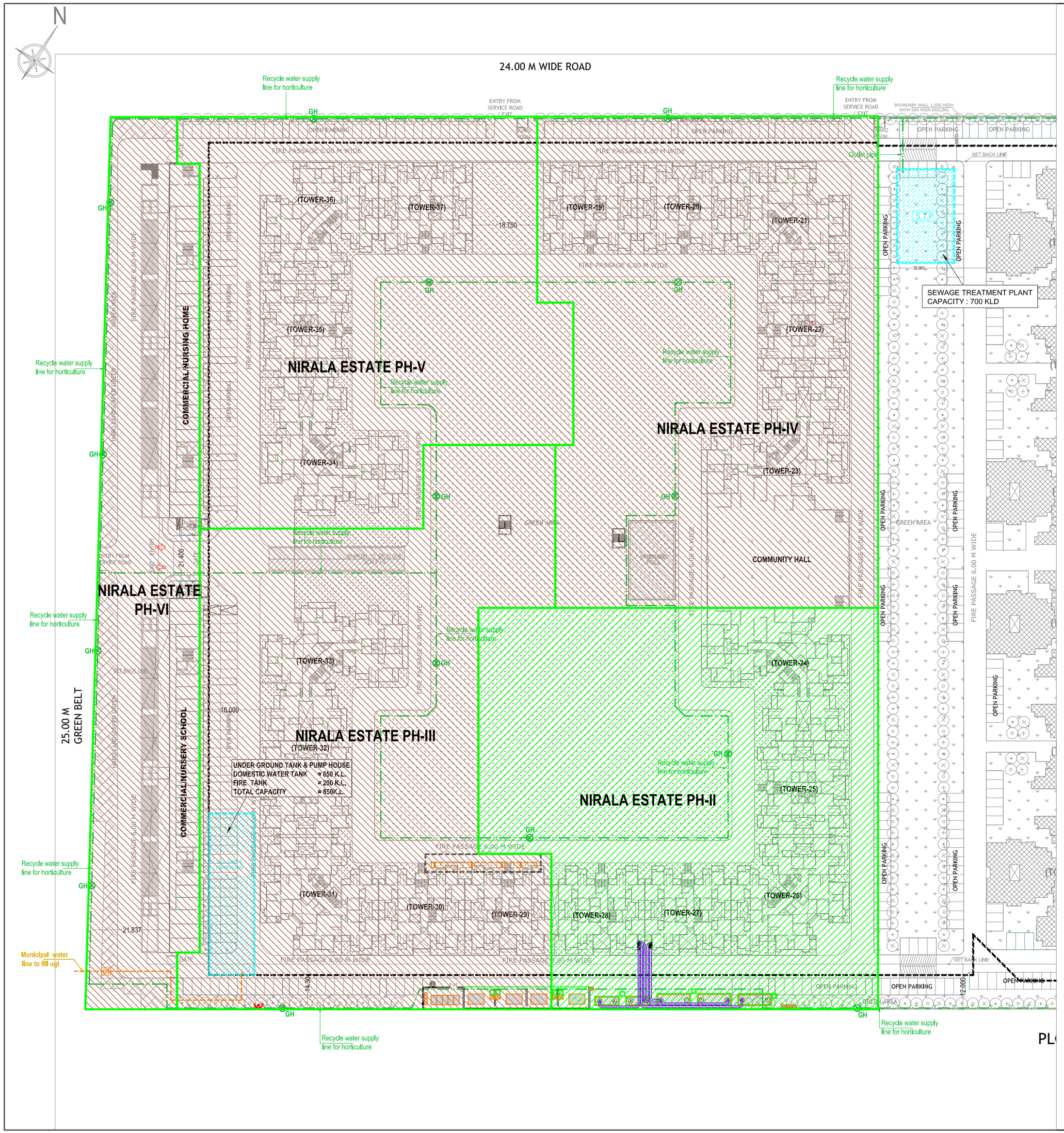

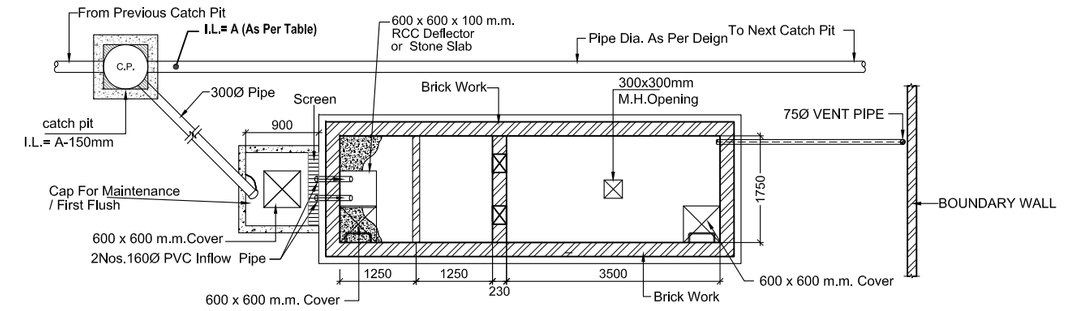

Plan
Desilting Chamber & Recharge Pit

M.S. Screen Detail :

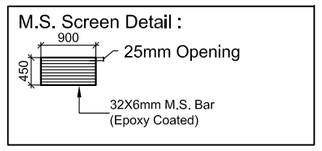

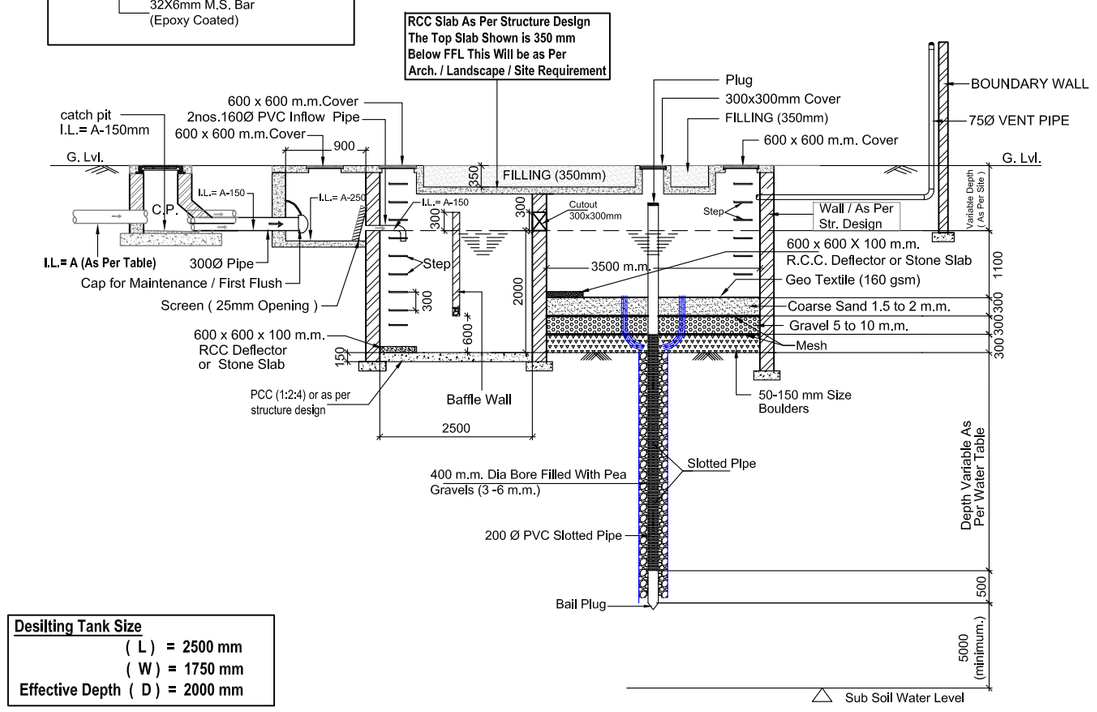

Desilting Tank Size
(L) = 2500 mm
(W) = 1750 mm
Effective Depth (D) = 2000 mm

Recharge Pit Size
(L) = 3500 mm
(W) = 1750 mm
Effective Depth (D) = 2000 mm

Section
RWH Detail
Total Number of RWH = 14

LEGEND :

S. No.	SYMBOL	DESCRIPTION
1.	M.H.	MANHOLE
2.		SEWER LINE
3.	C.P.	CATCH PIT
4.		UNDER GROUND PIPE DRAIN
5.		DOMESTIC WATER SUPPLY LINE
6.		
7.		MUNICIPAL WATER SUPPLY PIPE LINE.
8.		RECYCLED WATER SUPPLY LINE FOR FLUSHING & HORTICULTURE
9.		PROPOSED TUBE WELL
10.	GH	GARDEN HYDRANT
11.		BASEMENT RETAINING WALL
12.		RAIN WATER HARVESTING

LEGEND : FIRE SYSTEM

S. No.	SYMBOL	DESCRIPTION
1.		FIRE LINE
2.	YH	YARD HYDRANT 63 M.M. DIA, SINGLE HEADED HYDRANT VALVE WITH 2NOS. 15 M. LONG 63 M.M. DIA. FIRE HOSE PIPE & 1NO. BRANCH PIPE WITH NOZZLE
3.		4 WAY FIRE BRIGADE INLET CONNECTION
4.		BUTTERFLY VALVE
5.		NONRETURN VALVE (CHECK VALVE)
6.		MASONRY CHAMBER FOR ISOLATING VALVE

rev. no.	date	revision
--	--	--

project
NIRALA ESTATE AT GREATER NOIDA
PLOT NO. GH-04, TECHZONE - IV
GREATER NOIDA. UP
FOR - M/S NIRALA INFRATECH PVT.LTD

title
LAYOUT PLAN (PHASE - II TO VI)

subtitle
EXTERNAL WATER SUPPLY PLAN

drawing released for
☐ APPROVAL ■ RERA SUBMISSION
☐ ADVANCE COPY ☐ CONSTRUCTION

drg. no. NIRALA / SUBMISSION / P /05
drawn by Baldev
scale 1 : 550
designed by Sanjay Goel
date October 2018
checked by Anand Havelia

architects
DEEPAK MEHTA & ASSOCIATES
ARCHITECTS, PLANNERS, VALUERS, LANDSCAPE & INTERIORS
1st & 2nd FLOOR, PLOT NO. 16, ABHISHEK PLAZA, L.S.C., MAYUR VIHAR PH - II, DELHI - 110091, INDIA, Tel (O) : : +91-11-22770180, +91-9999219713,
E-mail : deepakmehta1962@gmail.com, Website : www.Indianarchitect.co.in

services consultant
Consummate Engineering Services (P) Ltd.
Noida Office : B - 67, Sector - 67, Noida - 201 301
Tel : (0120) 2303500 (30 Lines)
Lko. Office : R 006, Rohtas Plumeria, Gomti Nagar, Lucknow
e mail : mail@cespl.in, website : www.cespl.in