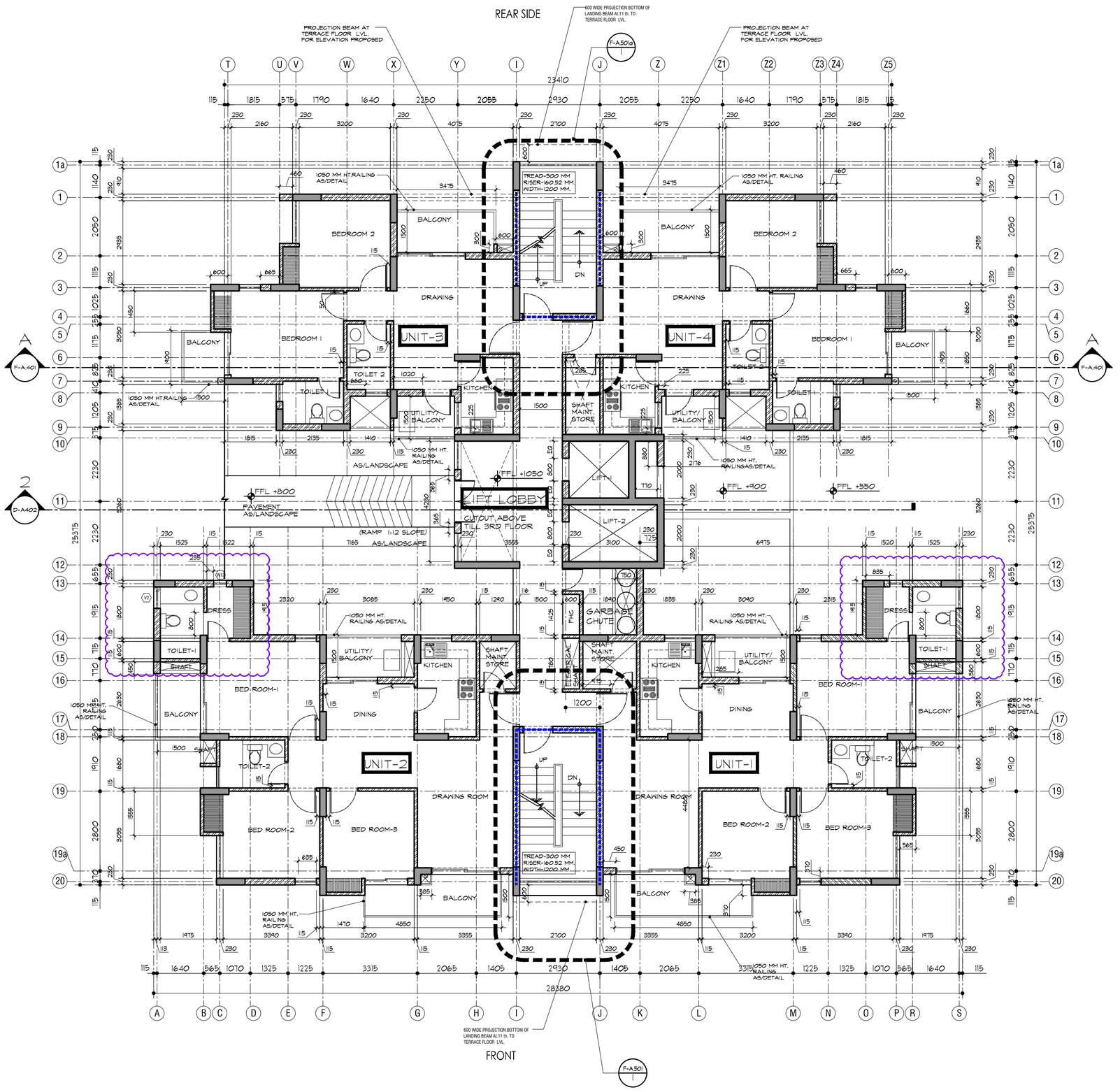

1 GROUND FLOOR
SCALE = 1:100

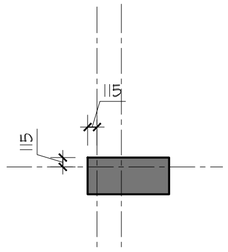

TYPICAL COLUMN OFFSET DETAIL

KEY PLAN:

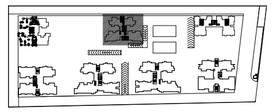

GENERAL NOTES:

- *. ALL DIMENSIONS ARE IN MILIMETERS.
- *. ALL PRVIOUS DRGS. SHOULD BE DISCARDED.
- *.LARGE SCALE DRGS. WILL SUPERCEDE SMALL SCALE DRAWING
- *. DO NOT SCALE THE DRGS. ALL WRITTEN DIMENSIONS TO BE FOLLOWED.
- *. COLUMN OFFSET FROM SIDE ON ANY AXIS SHALL BE TAKEN AS 115 MM THE SHORTER SIDE UNLESS OTHERWISE STATED.
- *. THIS DRAWING SHALL BE READ IN CONJUNCTION WITH DETAILS, LARGE SCALE DRAWINGS, STRUCTURAL, MECHANICAL ELECTRICAL, PLUMBING AND OTHER RELEVANT DRAWINGS.
- *. FOR LAYOUT, ARCHITERURAL DRAWING'S WILL PREVEAL OVER SERVICE'S DRAWING'S.
- *. RERER STURCTURAL DRAWING FOR SIZES & OTHER DETAIL'S OF STURCTURAL MEMBER'S.
- *. DISCREPANCIES IF ANY SHOULD BE BROUGHT TO THE NOTICE OF THE ARCHITECT BEFORE THE EXECUTION OF WORK.
- *. DETAIL DRAWINGS SHALL SUPERSEDE SMALLER SCALE DAWINGS.
- *. CONTRACTOR TO CHECK & VERIFY ALL DIMENSIONS BEFORE EXECUTION OF THE WORK.
- *. ALL LEVELS ARE FINISHED FLOOR LVL.
- *. SLAB OF TOILETS, KITCHEN AND BALCONY SHALL BE SUNK BY 30 MM. UNLESS OTHERWISE MENTIONED.
- *. FINISHED FLOORS OF TOILETS, KITCHEN AND BALCONY WILL HAVE A DROP OF 12MM. UNLESS OTHERWISE MENTIONED.
- *. 90 MINUTE FIRE RATED WALL

SCHEDULE OF OPENINGS

TYPE	SIZE	SILL LEVEL	LINTEL LEVEL	TYPE	SIZE	SILL LEVEL	LINTEL LEVEL
MD	1500 x 2600	00	2600	W7	900 x 1700	900	2600
D1	1200 x 2030	00	2050	W8	750 x 2450	150	2600
D2	1000 x 2030	00	2050	W9	2400 x 2450	150	2600
D3	800 x 2050	00	2050	W10	1000 x 2450	150	2600
D4	1050 x 2050	00	2050	W11	1500 x 2450	150	2600
D5	900 x 2050	00	2050	W12	450 x 1700	900	2600
SD1	2400 x 2600	00	2600	W13	1920 x 2450	150	2600
SD2	2100 x 2600	00	2600	W14	815 x 550	2050	2600
SD3	1800 x 2600	00	2600	V1	600 x 1100	1200	2300
SD4	1500 x 2600	00	2600	V2	750 x 1100	1200	2300
DW1	1200 x 2450	150	2600	V3	2855 x 550	2050	2600
W1	1800 x 2450	150	2600	SD5 (E-3)	900 x 2050	00	2050
W2	1800 x 1700	900	2600	DW2 (E-3)	1800 x 1700	900	2600
W3	1500 x 2450	150	2600	W15 (E-3)	1000 x 1950	100	2050
W4	1200 x 1700	900	2600				
W5	600 x 2450	150	2600				

PROJECT:

AVS ORCHARD HOUSING
PLOT NO-3C AT SECTOR-77, NOIDA (UP)

CONSULTANT: STRUCTURE

ABL STRUCTURE CONSULTANTS PVT. LTD.

New Delhi-110085
91-98110 38352

CONSULTANT: ELECTRICAL

GIAN CONSULANCY

1352-I, Street 13, Opposite Indian Oil Building,
Govindpuri, Kalkaji, New Delhi-19

CONSULTANT: PLUMBING

PEE CONSULTANTS

815-C,DDA Flats, East of Loni Road,
Shadhra Delhi-110093
Mo.+9999750008

CONSULTANT: ARCHITECT

INNERVISION DESIGN LABS (P) LTD
B-149, BASEMENT, SECTOR-63, NOIDA 201301
P : +91 120 2406451/52/53/54
F : +91 120 4115600
Website: www.idl.in

CLIENT: **AVP BUILDTECH PVT. LTD.**
B-47, SECTOR- 51, NOIDA

ARCHITECT'S SIGNATURE	CLIENT'S SIGNATURE

NO.	DATE	DRAWING ISSUE DATE
6	10.05.2013	EMAIL BY CLIENT
5	14.09.2012	DRAWING COPY (3PC) BY SITE
4	04.09.2012	DRAWING COPY (3PC) BY SITE
3	28.03.2012	DRAWING COPY (5PC) BY SITE

NO.	DATE	ITEM
4	04.09.2012	REVISED UNIT - & UNIT-2 TOILET -1 & DRESS AREA.
3	27.02.2012	REVISED SHAFT OPENING,UTILITY OPENING & BALCONY /UTILITY

REVISIONS

DRAWING TITLE: GROUND FLOOR PLAN

SHEET: A2

DRAWING STATUS: WORKING DRAWING

BLOCK: F

SCALE:	1:100
DATE:	05, MARCH, 2010
DRAWN BY:	
CHECKED BY:	----------
DWG. NO:	AVS-F-A.101

REVISION: 04

GOOD FOR CONSTRUCTION DOCUMENTS :

COPYRIGHT : THIS DRAWING IS THE PROPERTY AND COPYRIGHT OF INNERVISION DESIGN LABS (P) LTD, IT SHALL NOT BE COPIED OR REPRODUCED IN ANY MANNER WHATEVER AND SHALL BE USED ONLY FOR THE PROJECT ISSUED FOR, THIS DRAWING TO BE EXECUTED ON SITE SUBJECT TO THE APPROVAL OF COMPETENT AUTHORITY.