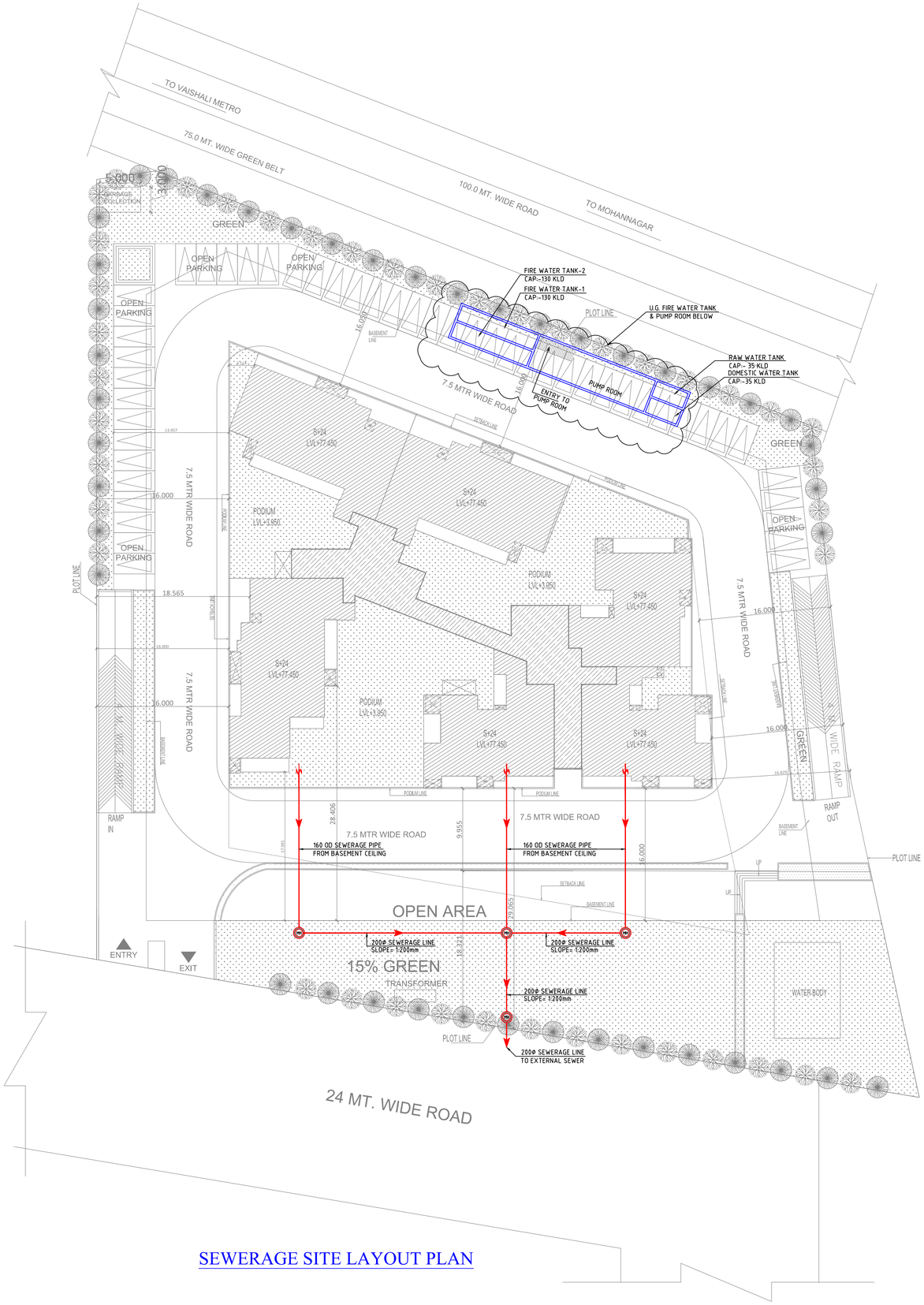

SEWERAGE SITE LAYOUT PLAN

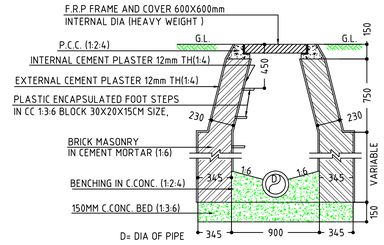

900Φ MANHOLE
SECTION A-A

Sno.	SEWERAGE LEGEND	SYMBOL
1.	SEWER MANHOLE	MH
2.	SEWERAGE LINE	

SIZE OF MANHOLE WITH REFERENCE TO DEPTH

DEPTH	SIZE OF M.H.
0.91m TO 1.65m	900mm DIA
1.66m TO 2.30m	1200mm DIA
2.31m TO 9.0m	1500mm DIA

× SIZE OF MANHOLE SHALL BE WITH RESPECT TO DEPTH

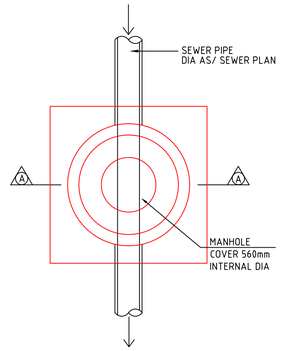

PLAN
CIRCULAR MANHOLE 900 DIA
(CPWD SPECIFICATIONS-1977 CLAUSE - 20.4 FIG.107)

OWNER SIGN:-

ARCHITECT SIGN:-

PROJECT:-

PROPOSED GROUP HOUSING ON KH.NO. 303/2M , 303M/3 AT VILLAGE PEHLADGARHI , VAISHALI, GHAZIABAD

CLIENT:-

M/S.SARENA PVT.LTD.

SCALE=

Checked -

TITLE:-

SEWERAGE SITE LAYOUT PLAN

Drg. No

PL-SP-01

Architect:-

RD DESIGN ATRIUM
ARCHITECTS & URBAN PLANNERS
1st FLOOR, D-1,SECTOR-7 NOIDA-201301
Ph: 0120-4220363, 4323408
e-mail:- office@rddesign.in

FIRE CONSULTANTS :-

PEE CONSULTANTS
815-C, EAST OF LONI ROAD
SHAHADRA, DELHI-110093
PH: 011-22816297,22815897
EMAIL: pdss_in@yahoo.com,nrcons@gmail.com