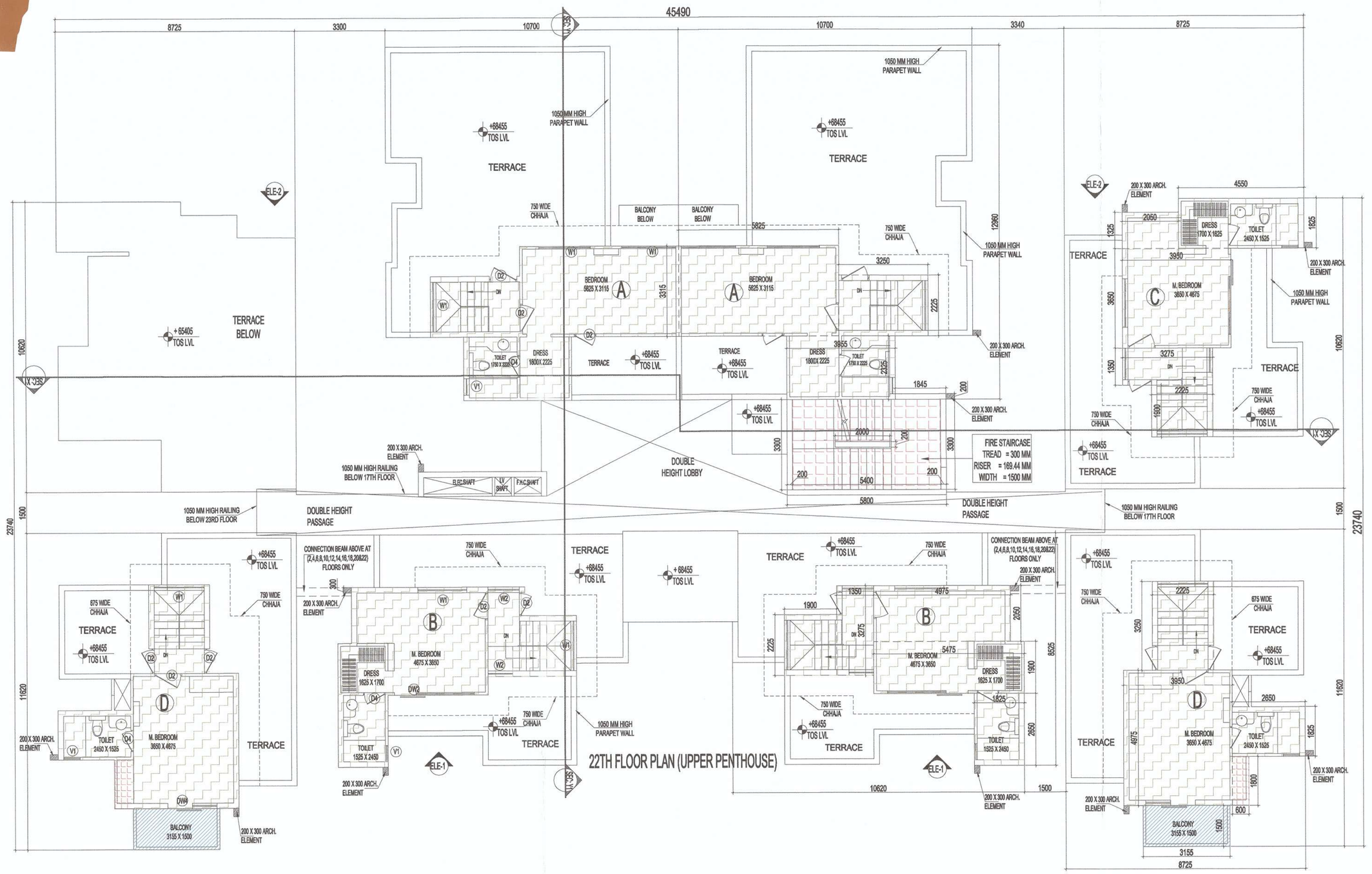


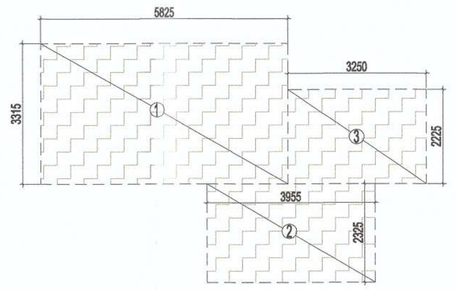

AREA DIAGRAM FOR TYPE- A UNIT

| F.A.R. COVERED AREA CALCULATION FOR TYPE -A UNIT | | | | | | | |
|---|---|---|---|---|---|---|---|
| S.NO. | PARTICULARS | | | | | | AREA (S.Q.M) |
| COVERED AREA OF UNIT | | | | | | | |
| 1 | | 5.825 | X | 3.315 | = | 19.310 | |
| 2 | | 3.955 | X | 2.325 | = | 9.195 | |
| 3 | | 3.250 | X | 2.225 | = | 7.231 | |
| TOTAL AREA | | | | | = | 35.737 | |

TOTAL F.A.R. AREA OF UNIT - A = 35.737 SQMT

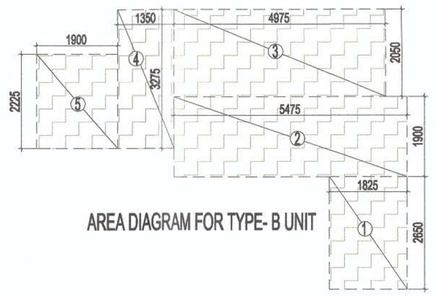

AREA DIAGRAM FOR TYPE- B UNIT

| F.A.R. COVERED AREA CALCULATION FOR TYPE -B UNIT | | | | | | | |
|---|---|---|---|---|---|---|---|
| S.NO. | PARTICULARS | | | | | | AREA (S.Q.M) |
| COVERED AREA OF UNIT | | | | | | | |
| 1 | | 1.825 | X | 2.650 | = | 4.836 | |
| 2 | | 5.475 | X | 1.900 | = | 10.403 | |
| 3 | | 4.975 | X | 2.050 | = | 10.199 | |
| 4 | | 1.350 | X | 3.275 | = | 4.421 | |
| 5 | | 1.900 | X | 2.225 | = | 4.228 | |
| TOTAL AREA | | | | | = | 34.086 | |

TOTAL F.A.R. AREA OF UNIT - B = 34.086 SQMT

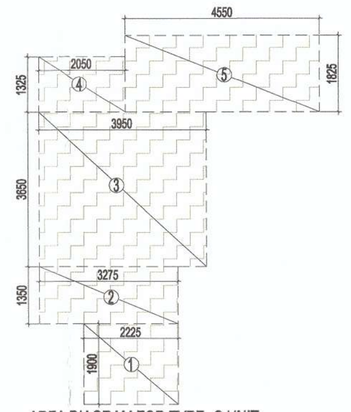

AREA DIAGRAM FOR TYPE- C UNIT

| F.A.R. COVERED AREA CALCULATION FOR TYPE -C UNIT | | | | | | | |
|---|---|---|---|---|---|---|---|
| S.NO. | PARTICULARS | | | | | | AREA (S.Q.M) |
| COVERED AREA OF UNIT | | | | | | | |
| 1 | | 2.225 | X | 1.900 | = | 4.228 | |
| 2 | | 3.275 | X | 1.350 | = | 4.421 | |
| 3 | | 3.950 | X | 3.650 | = | 14.418 | |
| 4 | | 2.050 | X | 1.325 | = | 2.716 | |
| 5 | | 4.550 | X | 1.825 | = | 8.304 | |
| TOTAL AREA | | | | | = | 34.086 | |

TOTAL F.A.R. AREA OF UNIT - C = 34.086 SQMT

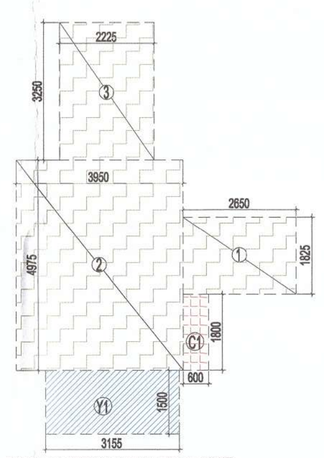

AREA DIAGRAM FOR TYPE- D UNIT

| F.A.R. COVERED AREA CALCULATION FOR TYPE - D UNIT | | | | | | | |
|---|---|---|---|---|---|---|---|
| S.NO. | PARTICULARS | | | | | | AREA (S.Q.M) |
| COVERED AREA OF UNIT | | | | | | | |
| 1 | | 2.650 | X | 1.825 | = | 4.836 | |
| 2 | | 3.950 | X | 4.975 | = | 19.651 | |
| 3 | | 2.225 | X | 3.250 | = | 7.231 | |
| TOTAL AREA | | | | | = | 31.719 | |

TOTAL F.A.R. AREA OF UNIT - D = 31.719 SQMT

| NON F.A.R AREA OF BALCONY (D) | | | | | | | |
|---|---|---|---|---|---|---|---|
| Y3 | | 3.155 | X | 1.500 | = | 4.733 | |
| TOTAL AREA (B) | | | | | = | 4.733 | |

COVERAGE AREA OF UNIT - D = TOTAL (A) + TOTAL (B)
= 31.719 + 4.733 = 36.452 SQMT

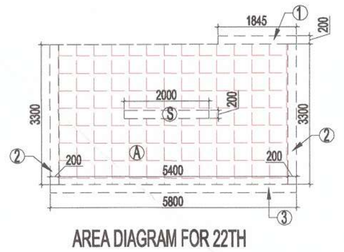

AREA DIAGRAM FOR 22TH FLOOR CIRCULATION AREA

| F.A.R. COVERED AREA CALCULATION FOR CIRCULATION | | | | | | | |
|---|---|---|---|---|---|---|---|
| S.NO. | PARTICULARS | | | | | | AREA( S.Q.M) |
| 1 | | 1.845 | X | 0.200 | = | 0.369 | |
| 2 | 2 X | 0.200 | X | 3.300 | = | 1.320 | |
| 3 | | 5.800 | X | 0.200 | = | 1.160 | |
| TOTAL AREA | | | | | = | 2.849 | |

| AREA CALCULATION TOWARDS 15% ADDITIONAL F.A.R | | | | | | | |
|---|---|---|---|---|---|---|---|
| S.NO. | PARTICULARS | | | | | | AREA (S.Q.M) |
| FIRE STAIRECASE AREA | | | | | | | |
| A | | 5.400 | X | 3.300 | = | 17.820 | |
| CUPBOARDS | | | | | | | |
| C1 | 2 X | 0.600 | X | 1.800 | = | 2.160 | |
| TOTAL | | | | | | 19.980 | |
| Subtraction | | | | | | | |
| S | | 2.000 | X | 0.200 | = | 0.400 | |
| TOTAL | | | | | | 0.400 | |
| TOTAL AREA | | | | | = | 19.580 | |

| TOTAL F.A.R. AREA AT 22TH FLOOR ( DUPLEX UPPER LVL. ) | | | | | | | |
|---|---|---|---|---|---|---|---|
| S.NO. | PARTICULARS | | | | | | AREA( S.Q.M) |
| F.A.R AREA OF UNIT- A | = | 35.737 | X | 2 | = | 71.474 | |
| F.A.R AREA OF UNIT- B | = | 34.086 | X | 2 | = | 68.172 | |
| F.A.R AREA OF UNIT- C | = | 34.086 | X | 1 | = | 34.086 | |
| F.A.R AREA OF UNIT- D | = | 31.719 | X | 2 | = | 63.438 | |
| F.A.R AREA OF CIRCULATION | | | | | = | 2.849 | |
| CONNECTION BEAM AREA | | | | | = | 1.200 | |
| TOTAL F.A.R AREA | | | | | = | 241.219 | |

| 22TH FLOOR NON FAR AREA OF BALCONY ( UPPER PENTHOUSE) | | | | | | | |
|---|---|---|---|---|---|---|---|
| UNIT - D | | | 4.733 | X | 2 | = | 9.466 |
| TOTAL AREA | | | | | | = | 9.466 |

| CONNECTION BEAM AREA (2,4,6,8,10,12,14,16,18,20 & 22 ) FLOOR | | | | | | | |
|---|---|---|---|---|---|---|---|
| S1 | 2 | X | 2.000 | X | 0.300 | = | 1.200 |
| TOTAL AREA | | | | | | = | 1.200 |

AREA DIAGRAM FOR CONNECTIO BEAM AREA

## SCHEDULE OF OPENINGS

| SL.NO. | TYPE | WIDTH | HEIGHT | CILL | LINTEL | REMARKS |
|---|---|---|---|---|---|---|
| 1. | DW1 | 1225 | 2100 | 0/1050 | 2200 | KITCHEN |
| 2. | DW2 | 1000 | 2450 | 0/300 | 2200 | BED ROOM |
| 3. | DW3 | 1925 | 2450 | 0/300 | 2200 | BED ROOM |
| 4. | DW4 | 2450 | 2450 | 0/300 | 2200 | BED ROOM |
| 5. | DW5 | 1925 | 2450 | 0/300 | 2200 | LIVING ROOM |
| 6. | D1 | 1050 | 2100 | 0 | 2400 | ENTRY |
| 7. | D2 | 1000 | 2100 | 0 | 2200 | BED ROOM |
| 8. | D4 | 800 | 2100 | 0 | 2200 | TOILET |
| 9. | V1 | 600 | 900 | 1200 | 2200 | TOILET |
| 10. | W1 | 2400 | 2450 | 300 | 2200 | BED ROOM |
| 11. | W2 | 1200 | 2450 | 300 | 2200 | BED ROOM |

| PLUMBING LEGEND | | |
|---|---|---|
| | 1 | 100Ø SOIL & VENT PIPE |
| | 2 | 100Ø WASTE & VENT PIPE |
| | 3 | 100Ø RAIN WATER PIPE |
| | 4 | COLD WATER SUPPLY ON TANK |
| | 5 | 80 Ø CHR RISER PIPE TO G.I. TANK |
| | 6 | 75 Ø RAIN WATER PIPE |
| ● | FD | FLOOR DRAIN(WITH GRATING) |
| ● | FT | FLOOR TRAP (100 x 75mm WITH GRATING) |
| ● | BD | BALCONY DRAIN(WITH GRATING) |
| WB TO FT | | 32Ø WASTE PIPE |
| FD TO FT | | 50Ø WASTE PIPE |
| FT TO VERTICAL STACK | | 75Ø WASTE PIPE |
| WC TO VERTICAL STACK | | 100Ø SOIL PIPE |

LEGEND:-

- F.A.R AREA
- COUNTED IN 15 % ADDITIONAL F.A.R AREA
- NON F.A.R AREA

Greater Noida Industrial Dev. Authority
APPROVED
Vide Letter No. 69 Dated 22/12/2016
Dep to Date 5 years

OWNER SIGN — For DECENT BUILDWELL PVT. LTD. — Authorised Signatory

ARCHITECT SIGN

OWNER
M/S DECENT BUILDWELL PVT. LTD.

SUBMISSION DRAWING

KEYPLAN

PROJECT
PROPOSED GROUP HOUSING FOR DECENT BUILDWELL PVT. LTD.
AT PLOT NO: - GH-05A ,SECTOR- 16B, GREATER NOIDA,(U.P.)

| DATE | PROJECT INCH. | CHECKED BY |
|---|---|---|
| 07-06-16 | DEVESH SHAKYA | DEVESH SHAKYA |
| SCALE | DEALT BY | APPROVED BY |
| 1:100 | ABDHESH JHA | VISHAL SHARMA |

DRAWING TITLE
22TH FLOOR PLAN(UPPER PENT HOUSE)

TOWER- CASCADE

ARCHITECTS
Confluence
S- 39, OK-2 N.D.-48,INDIA
Ph. +91-11-29216006 Ph. +91-11-40984766
cos@inconfluence.com www.inconfluence.com
Member of IGBC ISO - 9001 : 2000
architecture urban design hospitality interiors

DRAWING NO. S-10
REVISION