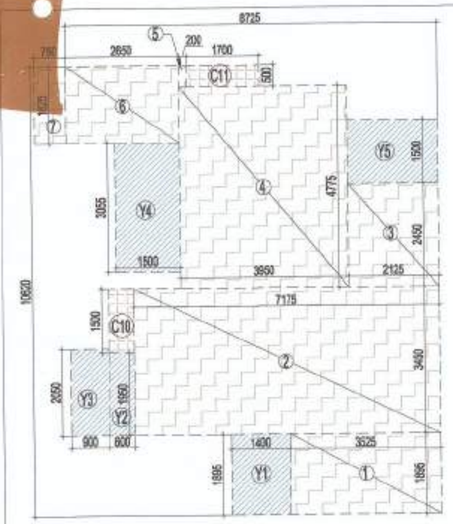

AREA DIAGRAM FOR TYPE- E UNIT

| F.A.R. COVERED AREA CALCULATION FOR TYPE - E UNIT | | | | | | |
|---|---|---|---|---|---|---|
| S.NO. | PARTICULARS | | | | | AREA (SQ.M) |
| COVERED AREA OF UNIT | | | | | | |
| 1 | | 3.525 | X | 1.895 | = | 6.680 |
| 2 | | 7.175 | X | 3.450 | = | 24.754 |
| 3 | | 2.125 | X | 2.450 | = | 5.206 |
| 4 | | 3.950 | X | 4.775 | = | 18.861 |
| 5 | | 0.200 | X | 0.500 | = | 0.100 |
| 6 | | 2.650 | X | 1.825 | = | 4.836 |
| 7 | | 0.750 | X | 1.825 | = | 1.369 |
| TOTAL AREA (A) | | | | | = | 61.806 |

TOTAL F.A.R. AREA OF UNIT - E = 61.806 SQMT

| NON F.A.R AREA OF BALCONY (E) | | | | | | |
|---|---|---|---|---|---|---|
| Y1 | | 1.400 | X | 1.895 | = | 2.653 |
| Y2 | | 0.600 | X | 1.950 | = | 1.170 |
| Y3 | | 0.900 | X | 2.050 | = | 1.845 |
| Y4 | | 1.500 | X | 3.055 | = | 4.583 |
| Y5 | | 2.125 | X | 1.500 | = | 3.188 |
| TOTAL AREA (B) | | | | | = | 13.438 |

COVERAGE AREA OF UNIT -E = TOTAL (A) + TOTAL (B)
= 61.806 + 13.438 = 75.244 SQMT

| SCHEDULE OF OPENINGS | | | | | | |
|---|---|---|---|---|---|---|
| SL.NO. | TYPE | WIDTH | HEIGHT | CILL | LINTEL | REMARKS |
| 1. | DW1 | 1225 | 2100 | 0/1050 | 2200 | KITCHEN |
| 2. | DW2 | 1050 | 2400 | 0/300 | 2200 | BED ROOM |
| 3. | DW3 | 1625 | 2400 | 0/300 | 2200 | BED ROOM |
| 4. | DW4 | 2440 | 2400 | 0/300 | 2200 | BED ROOM |
| 5. | DW5 | 1925 | 2400 | 0/300 | 2200 | LIVING ROOM |
| 6. | D1 | 1050 | 2100 | 0 | 2400 | ENTRY |
| 7. | D2 | 1000 | 2100 | 0 | 2200 | BED ROOM |
| 8. | D4 | 800 | 2100 | 0 | 2200 | TOILET |
| 9. | V1 | 600 | 900 | 1200 | 2200 | TOILET |
| 10. | W1 | 2400 | 2400 | 300 | 2200 | BED ROOM |
| 11. | W2 | 1200 | 2400 | 300 | 2200 | BED ROOM |

| PLUMBING LEGEND | |
|---|---|
| 1 | 100Ø SOIL & VENT PIPE |
| 2 | 100Ø WASTE & VENT PIPE |
| 3 | 15Ø RAIN WATER PIPE |
| 4 | COLD WATER SUPPLY ON TANK |
| 5 | 16 Ø CWS RUBBER PIPE TO G.K. TANK |
| 6 | 75 Ø RAIN WATER PIPE |
| FD | FLOOR DRAIN(WITH GRATING) |
| FT | FLOOR TRAP (100 x 75mm WITH GRATING) |
| BD | BALCONY DRAIN(WITH GRATING) |
| WC TO FT | 300Ø WASTE PIPE |
| FD TO FT | 60Ø WASTE PIPE |
| FT TO VERTICAL STACK | 75Ø WASTE PIPE |
| WC TO VERTICAL STACK | 100Ø SOIL PIPE |

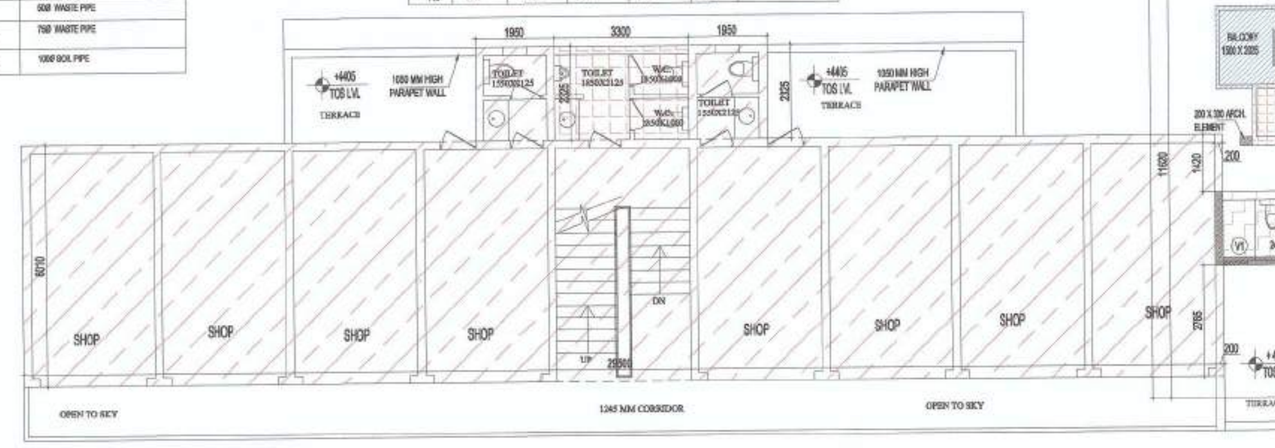

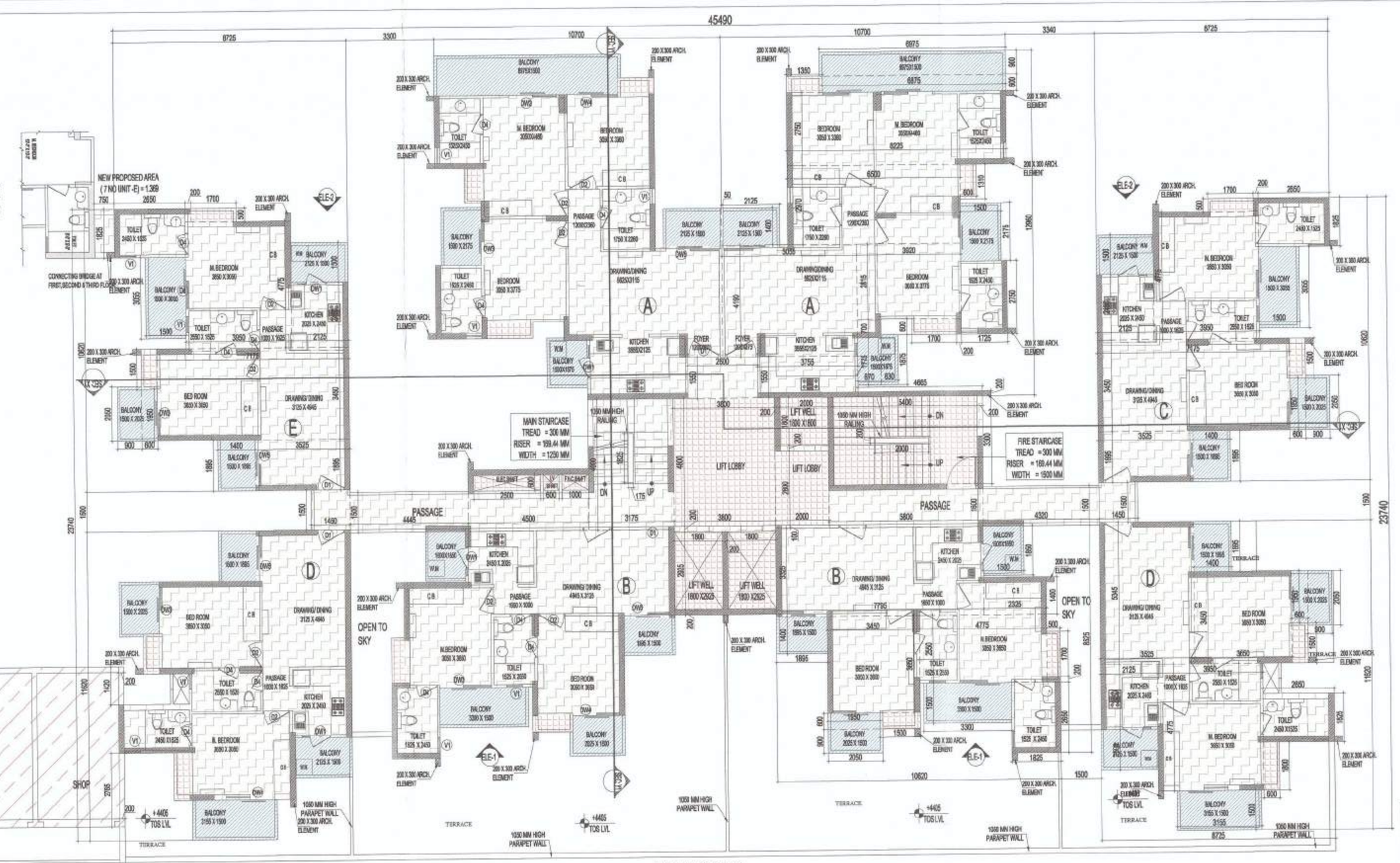

TOWER - SOUTH LAKE VIEW

FIRST FLOOR PLAN

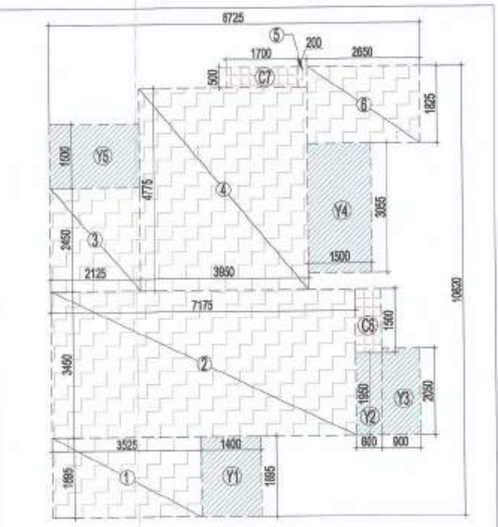

AREA DIAGRAM FOR TYPE- C UNIT

| F.A.R. COVERED AREA CALCULATION FOR TYPE - C UNIT | | | | | | |
|---|---|---|---|---|---|---|
| S.NO. | PARTICULARS | | | | | AREA (SQ.M) |
| COVERED AREA OF UNIT | | | | | | |
| 1 | | 3.525 | X | 1.895 | = | 6.680 |
| 2 | | 7.175 | X | 3.450 | = | 24.754 |
| 3 | | 2.125 | X | 2.450 | = | 5.206 |
| 4 | | 3.950 | X | 4.775 | = | 18.861 |
| 5 | | 0.200 | X | 0.500 | = | 0.100 |
| 6 | | 2.650 | X | 1.825 | = | 4.836 |
| TOTAL AREA (A) | | | | | = | 60.437 |

TOTAL F.A.R. AREA OF UNIT - C = 60.437 SQMT

| NON F.A.R AREA OF BALCONY (C) | | | | | | |
|---|---|---|---|---|---|---|
| Y1 | | 1.400 | X | 1.895 | = | 2.653 |
| Y2 | | 0.600 | X | 1.950 | = | 1.170 |
| Y3 | | 0.900 | X | 2.050 | = | 1.845 |
| Y4 | | 1.500 | X | 3.055 | = | 4.583 |
| Y5 | | 2.125 | X | 1.500 | = | 3.188 |
| TOTAL AREA (B) | | | | | = | 13.438 |

COVERAGE AREA OF UNIT -C = TOTAL (A) + TOTAL (B)
= 60.437 + 13.438 = 73.875 SQMT

Greater Noida Industrial Dev. Authority
APPROVED
Vide Letter No. 69 Dated 22/12/2016
Valid up to Date 5 years
Nitish
(Dy. Engg. & Arch.)
Asstt. Arch.
Chief Engg. (Plng. & Arch.)
Chief Engineer (Plng.)

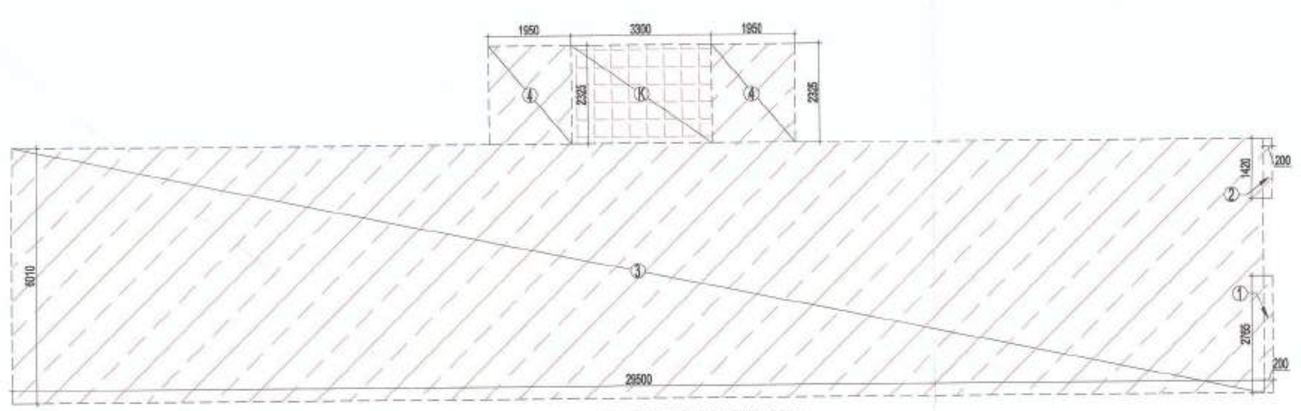

AREA DIAGRAM FOR FIRST FLOOR COMMERCIAL AREA

| F.A.R. COVERED AREA CALCULATION FOR COMMERCIAL | | | | | | |
|---|---|---|---|---|---|---|
| S.NO. | PARTICULARS | | | | | AREA (SQ.M) |
| 1 | | 0.200 | X | 2.765 | = | 0.553 |
| 2 | | 0.200 | X | 1.420 | = | 0.284 |
| 3 | | 29.500 | X | 6.010 | = | 177.295 |
| 4 | 2 X | 1.950 | X | 2.325 | = | 9.068 |
| TOTAL AREA (A) | | | | | = | 187.200 |

| TOTAL F.A.R. AREA AT FIRST FLOOR PLAN | | | | | | |
|---|---|---|---|---|---|---|
| S.NO. | | PARTICULARS | | | | AREA( SQ.M) |
| F.A.R AREA OF UNIT- A | = | 85.502 | X | 2 | = | 171.004 |
| F.A.R AREA OF UNIT- B | = | 58.878 | X | 2 | = | 117.756 |
| F.A.R AREA OF UNIT- C | = | 60.437 | X | 1 | = | 60.437 |
| F.A.R AREA OF UNIT- D | = | 60.337 | X | 2 | = | 120.674 |
| F.A.R AREA OF UNIT- E | = | 61.806 | X | 1 | = | 61.806 |
| F.A.R AREA OF CIRCULATION | | | | | = | 59.254 |
| TOTAL F.A.R AREA | | | | | = | 590.931 |

| FIRST FLOOR NON F.A.R AREA OF BALCONY | | | | | | |
|---|---|---|---|---|---|---|
| UNIT - A | | 19.366 | X | 2 | = | 38.732 |
| UNIT - B | | 13.393 | X | 2 | = | 26.786 |
| UNIT - C | | 13.438 | X | 1 | = | 13.438 |
| UNIT - D | | 13.588 | X | 2 | = | 27.176 |
| UNIT - E | | 13.438 | X | 1 | = | 13.438 |
| TOTAL AREA | | | | | = | 119.570 |

LEGEND:-

- F.A.R. AREA
- COUNTED IN 15 % ADDITIONAL F.A.R AREA
- NON F.A.R AREA
- COMMERCIAL AREA

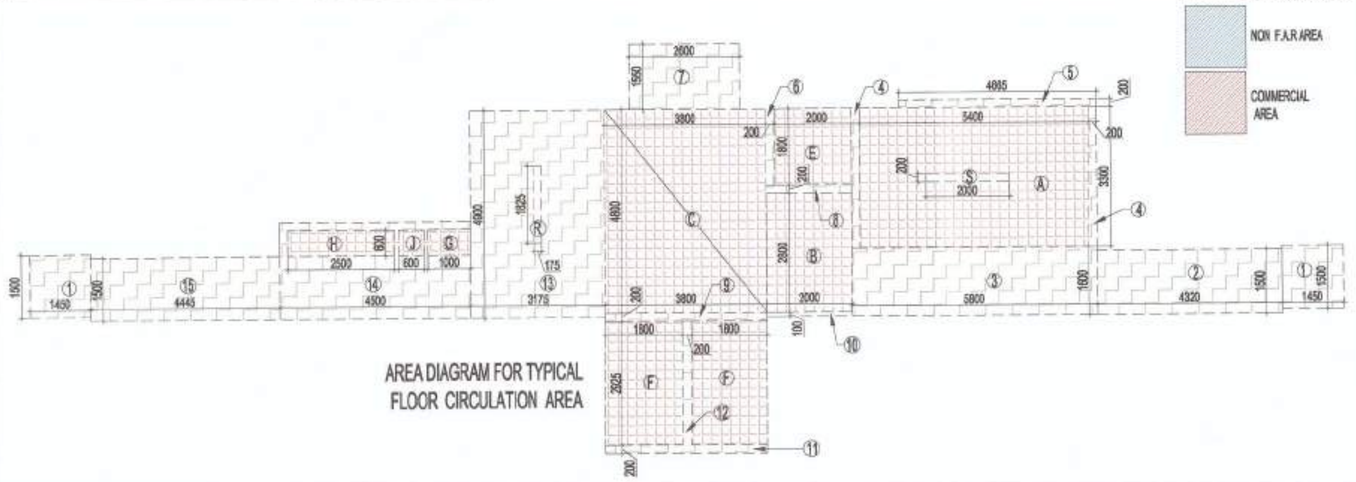

AREA DIAGRAM FOR TYPICAL FLOOR CIRCULATION AREA

| F.A.R. COVERED AREA CALCULATION FOR CIRCULATION | | | | | | | |
|---|---|---|---|---|---|---|---|
| S.NO. | | PARTICULARS | | | | | AREA( SQ.M) |
| 1 | 2 X | 1.450 | X | 1.500 | = | 4.350 |
| 2 | | 4.320 | X | 1.500 | = | 6.480 |
| 3 | | 6.300 | X | 1.500 | = | 9.450 |
| 4 | 2 X | 0.200 | X | 3.300 | = | 1.320 |
| 5 | | 4.665 | X | 0.200 | = | 0.933 |
| 6 | | 0.200 | X | 1.800 | = | 0.360 |
| 7 | | 2.500 | X | 1.550 | = | 4.030 |
| 8 | | 2.000 | X | 0.200 | = | 0.400 |
| 9 | | 3.800 | X | 0.200 | = | 0.760 |
| 10 | | 2.000 | X | 0.100 | = | 0.200 |
| 11 | | 3.900 | X | 0.200 | = | 0.780 |
| 12 | | 0.200 | X | 2.925 | = | 0.585 |
| 13 | | 3.175 | X | 4.900 | = | 15.558 |
| 14 | | 4.500 | X | 2.300 | = | 10.350 |
| 15 | | 4.445 | X | 1.500 | = | 6.668 |
| TOTAL | | | | | | 62.033 |
| Subtraction | | | | | | |
| G | | 1.000 | X | 0.600 | = | 0.600 |
| H | | 2.500 | X | 0.600 | = | 1.500 |
| J | | 0.600 | X | 0.600 | = | 0.360 |
| R | | 0.175 | X | 1.825 | = | 0.319 |
| TOTAL | | | | | | 2.779 |
| TOTAL AREA | | | | | = | 59.254 |

| AREA CALCULATION TOWARDS 15% ADDITIONAL F.A.R | | | | | | |
|---|---|---|---|---|---|---|
| S.NO. | | PARTICULARS | | | | AREA (SQ.M) |
| FIRE STAIRECASE AREA | | | | | | |
| A | | 5.400 | X | 3.200 | = | 17.820 |
| LIFT LOBBY | | | | | | |
| B | | 2.000 | X | 2.800 | = | 5.600 |
| C | | 3.600 | X | 4.900 | = | 18.240 |
| LIFT WELL | | | | | | |
| E | | 1.900 | X | 1.800 | = | 3.240 |
| F | 2 X | 1.800 | X | 2.925 | = | 10.535 |
| F.A.C SHAFT | | | | | | |
| G | | 1.000 | X | 0.600 | = | 0.600 |
| ELECTRICAL SHAFT | | | | | | |
| H | | 2.500 | X | 0.600 | = | 1.500 |
| L.V SHAFT | | | | | | |
| J | | 0.600 | X | 0.600 | = | 0.360 |
| VISITORS TOILET | | | | | | |
| K | | 3.300 | X | 2.325 | = | 7.673 |
| CUPBOARDS | | | | | | |
| C1 | 2 X | 1.700 | X | 0.600 | = | 2.040 |
| C2 | 2 X | 0.800 | X | 1.310 | = | 1.572 |
| C3 | 2 X | 1.350 | X | 0.600 | = | 1.620 |
| C4 | 2 X | 1.500 | X | 0.600 | = | 1.800 |
| C5 | 2 X | 0.500 | X | 1.700 | = | 1.700 |
| C6 | 1 X | 0.600 | X | 1.500 | = | 0.900 |
| C7 | 1 X | 1.700 | X | 0.500 | = | 0.850 |
| C8 | 2 X | 0.600 | X | 1.800 | = | 2.160 |
| C9 | 2 X | 0.600 | X | 1.500 | = | 1.800 |
| C10 | 1 X | 0.600 | X | 1.500 | = | 0.900 |
| C11 | 1 X | 1.700 | X | 0.500 | = | 0.850 |
| TOTAL | | | | | | 81.755 |
| Subtraction | | | | | | |
| B | | 2.000 | X | 0.200 | = | 0.400 |
| TOTAL | | | | | | 0.400 |
| TOTAL AREA | | | | | = | 81.355 |

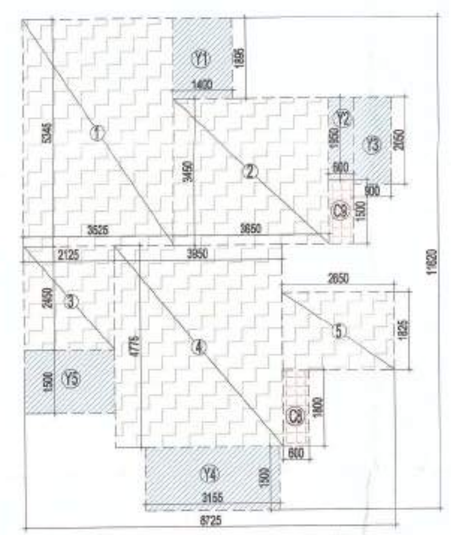

AREA DIAGRAM FOR TYPE- D UNIT

| F.A.R. COVERED AREA CALCULATION FOR TYPE - D UNIT | | | | | | |
|---|---|---|---|---|---|---|
| S.NO. | PARTICULARS | | | | | AREA (SQ.M) |
| COVERED AREA OF UNIT | | | | | | |
| 1 | | 3.525 | X | 5.345 | = | 18.841 |
| 2 | | 3.650 | X | 3.450 | = | 12.593 |
| 3 | | 2.125 | X | 2.450 | = | 5.206 |
| 4 | | 3.950 | X | 4.775 | = | 18.861 |
| 5 | | 2.650 | X | 1.825 | = | 4.836 |
| TOTAL AREA (A) | | | | | = | 60.337 |

TOTAL F.A.R. AREA OF UNIT - D = 60.337 SQMT

| NON F.A.R AREA OF BALCONY (D) | | | | | | |
|---|---|---|---|---|---|---|
| Y1 | | 1.400 | X | 1.895 | = | 2.653 |
| Y2 | | 0.600 | X | 1.950 | = | 1.170 |
| Y3 | | 0.900 | X | 2.050 | = | 1.845 |
| Y4 | | 3.155 | X | 1.500 | = | 4.733 |
| Y5 | | 2.125 | X | 1.500 | = | 3.188 |
| TOTAL AREA (B) | | | | | = | 13.588 |

COVERAGE AREA OF UNIT - D = TOTAL (A) + TOTAL (B)
= 60.337 + 13.588 = 73.925 SQMT

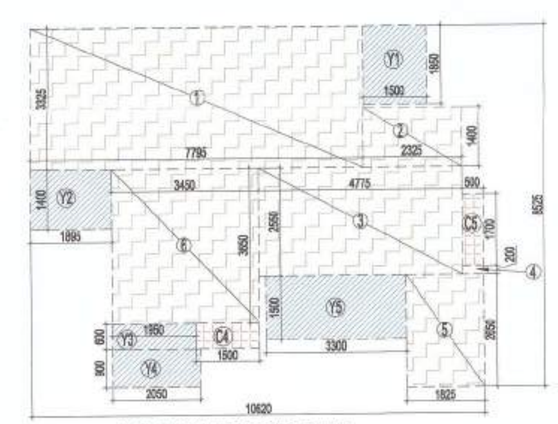

AREA DIAGRAM FOR TYPE- B UNIT

| F.A.R. COVERED AREA CALCULATION FOR TYPE -B UNIT | | | | | | |
|---|---|---|---|---|---|---|
| S.NO. | PARTICULARS | | | | | AREA (SQ.M) |
| COVERED AREA OF UNIT | | | | | | |
| 1 | | 7.795 | X | 3.325 | = | 25.918 |
| 2 | | 2.325 | X | 1.400 | = | 3.255 |
| 3 | | 4.775 | X | 2.550 | = | 12.176 |
| 4 | | 0.500 | X | 0.200 | = | 0.100 |
| 5 | | 1.525 | X | 2.550 | = | 4.836 |
| 6 | | 3.450 | X | 3.650 | = | 12.593 |
| TOTAL AREA (A) | | | | | = | 58.878 |

TOTAL F.A.R. AREA OF UNIT - B = 58.878 SQMT

| NON F.A.R AREA OF BALCONY (B) | | | | | | |
|---|---|---|---|---|---|---|
| Y1 | | 1.500 | X | 1.850 | = | 2.775 |
| Y2 | | 1.895 | X | 1.400 | = | 2.653 |
| Y3 | | 1.950 | X | 0.600 | = | 1.170 |
| Y4 | | 2.050 | X | 0.900 | = | 1.845 |
| Y5 | | 3.300 | X | 1.500 | = | 4.950 |
| TOTAL AREA (B) | | | | | = | 13.393 |

COVERAGE AREA OF UNIT - B = TOTAL (A) + TOTAL (B)
= 58.878 + 13.393 = 72.271SQMT

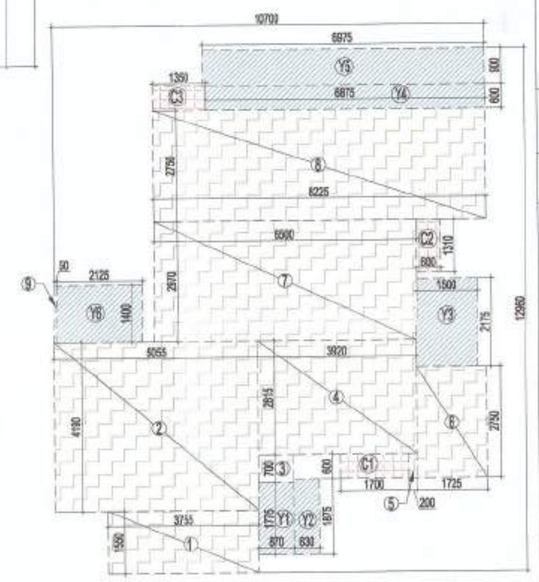

AREA DIAGRAM FOR TYPE- A UNIT

| F.A.R. COVERED AREA CALCULATION FOR TYPE -A UNIT | | | | | | |
|---|---|---|---|---|---|---|
| S.NO. | PARTICULARS | | | | | AREA (SQ.M) |
| COVERED AREA OF UNIT | | | | | | |
| 1 | | 3.755 | X | 1.550 | = | 5.820 |
| 2 | | 5.065 | X | 4.190 | = | 21.180 |
| 3 | | 0.870 | X | 0.700 | = | 0.609 |
| 4 | | 3.920 | X | 2.815 | = | 11.035 |
| 5 | | 0.200 | X | 0.600 | = | 0.120 |
| 6 | | 1.725 | X | 2.750 | = | 4.744 |
| 7 | | 6.500 | X | 2.970 | = | 19.305 |
| 8 | | 8.225 | X | 2.750 | = | 22.619 |
| 9 | | 0.050 | X | 1.400 | = | 0.070 |
| TOTAL AREA (A) | | | | | = | 85.502 |

TOTAL F.A.R. AREA OF UNIT - A = 85.502 SQMT

| NON F.A.R AREA OF BALCONY (A) | | | | | | |
|---|---|---|---|---|---|---|
| Y1 | | 0.870 | X | 1.775 | = | 1.544 |
| Y2 | | 0.630 | X | 1.875 | = | 1.181 |
| Y3 | | 1.500 | X | 2.175 | = | 3.263 |
| Y4 | | 6.875 | X | 0.600 | = | 4.125 |
| Y5 | | 6.975 | X | 0.900 | = | 6.278 |
| Y6 | | 2.125 | X | 1.400 | = | 2.975 |
| TOTAL AREA (B) | | | | | = | 19.366 |

COVERAGE AREA OF UNIT - A = TOTAL (A) + TOTAL (B)
= 85.502 + 19.366 = 104.868 SQMT

OWNER SIGN
For DECENT BUILDWELL PVT. LTD.
Authorised Signatory

ARCHITECT SIGN

OWNER
M/S DECENT BUILDWELL PVT. LTD.

SUBMISSION DRAWING

KEYPLAN

PROJECT
PROPOSED GROUP HOUSING FOR DECENT BUILDWELL PVT. LTD.
AT PLOT NO: - GH-05A ,SECTOR- 16B, GREATER NOIDA,(U.P.)

| DATE | PROJECT INCH. | CHECKED BY |
|---|---|---|
| 07-06-16 | DEVESH SHAKYA | DEVESH SHAKYA |
| SCALE | DEALT BY | APPROVED BY |
| 1:100 | ABDHESH JHA | VISHAL SHARMA |

DRAWING TITLE
FIRST FLOOR PLAN

TOWER- CASCADE

ARCHITECTS
Confluence
D-28, DK-2 N.O.I.DA,INDIA architecture
Ph: +91-11-25216006 Ph: +91-11-40984768 urban design
ccs@inconfluence.com www.inconfluence.com hospitality
Member of IGBC ISO - 9001 : 2008 interiors

DRAWING NO. S-06
REVISION