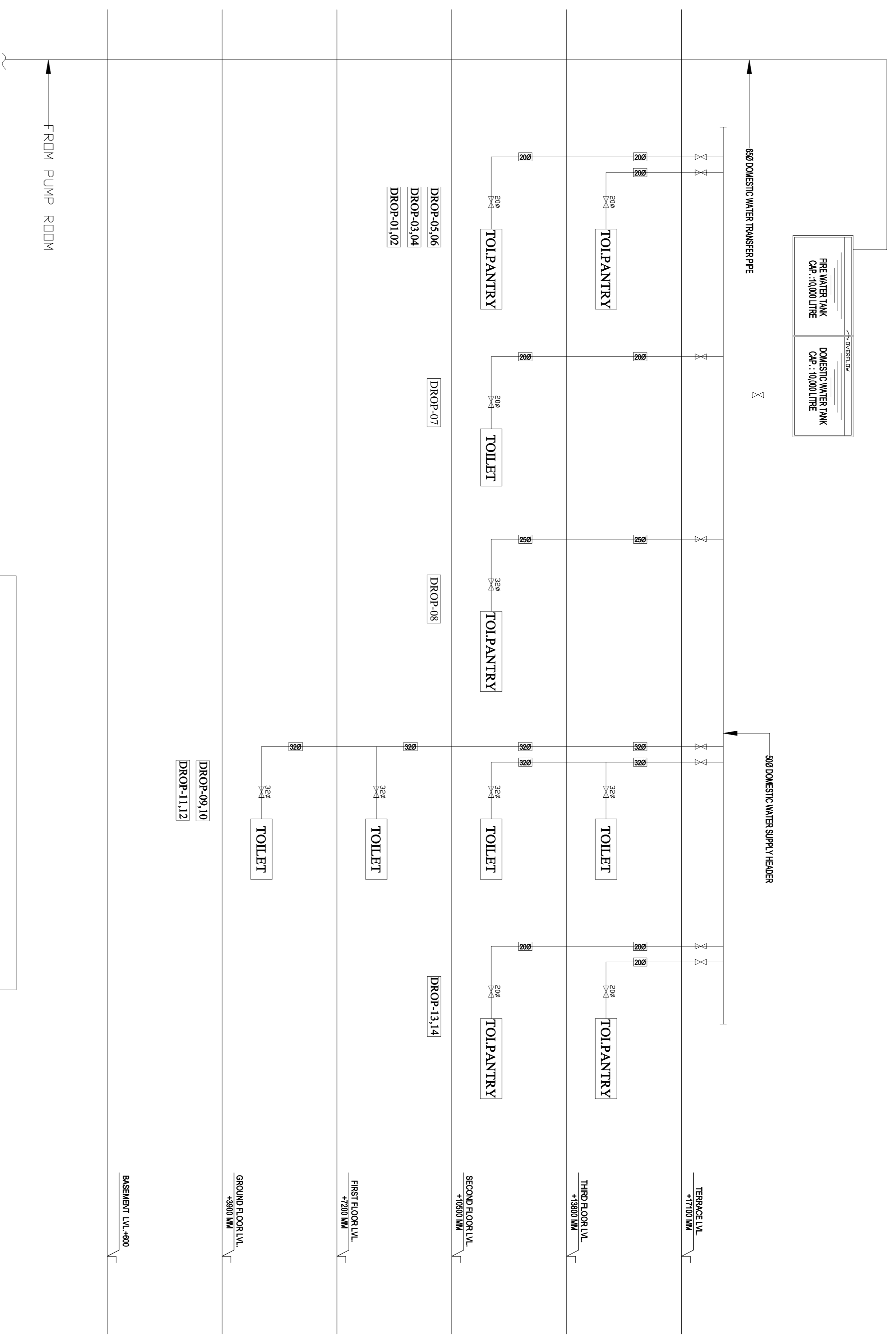


KEY PLAN

Water Supply &
Sewer Layout Plan



WATER SUPPLY SCHEMATIC

PROJECT:- AGENCY:- BUILDING:- DRAWING TITLE:- G.M. :- P.M. :- Drg. No. Drawn by

Proposed Shia Complex
For BIDA, Bhadohi

COMPLEX BUILDING

WATER SUPPLY SCHEMATIC
Water Supply &
Sewer Layout Plan

S.R.E. :- Date

Scale A2-150

BIDAPP-07
ASIF

Checked By M. PANT

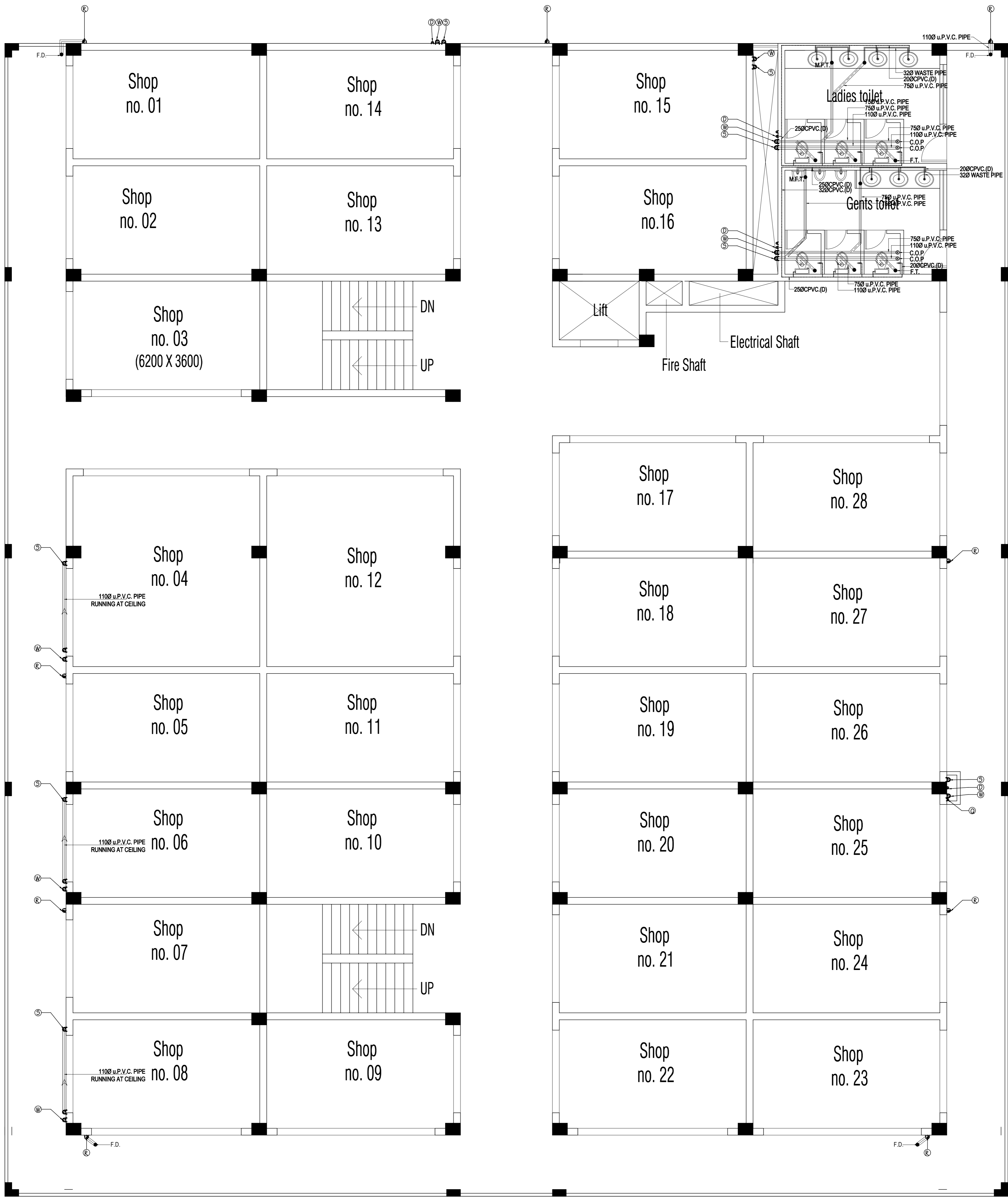
DEC-2022

ARCHITECTURAL CONSULTANTS :-

ARCHITECTS
KAPPOOR AND ASSOCIATES
Flat no.3, Block no.1,
Didwana Square,
Mainmoroganj, Varanasi
Ph- 3561571, Cell 98390-89413

Services Consultant :-

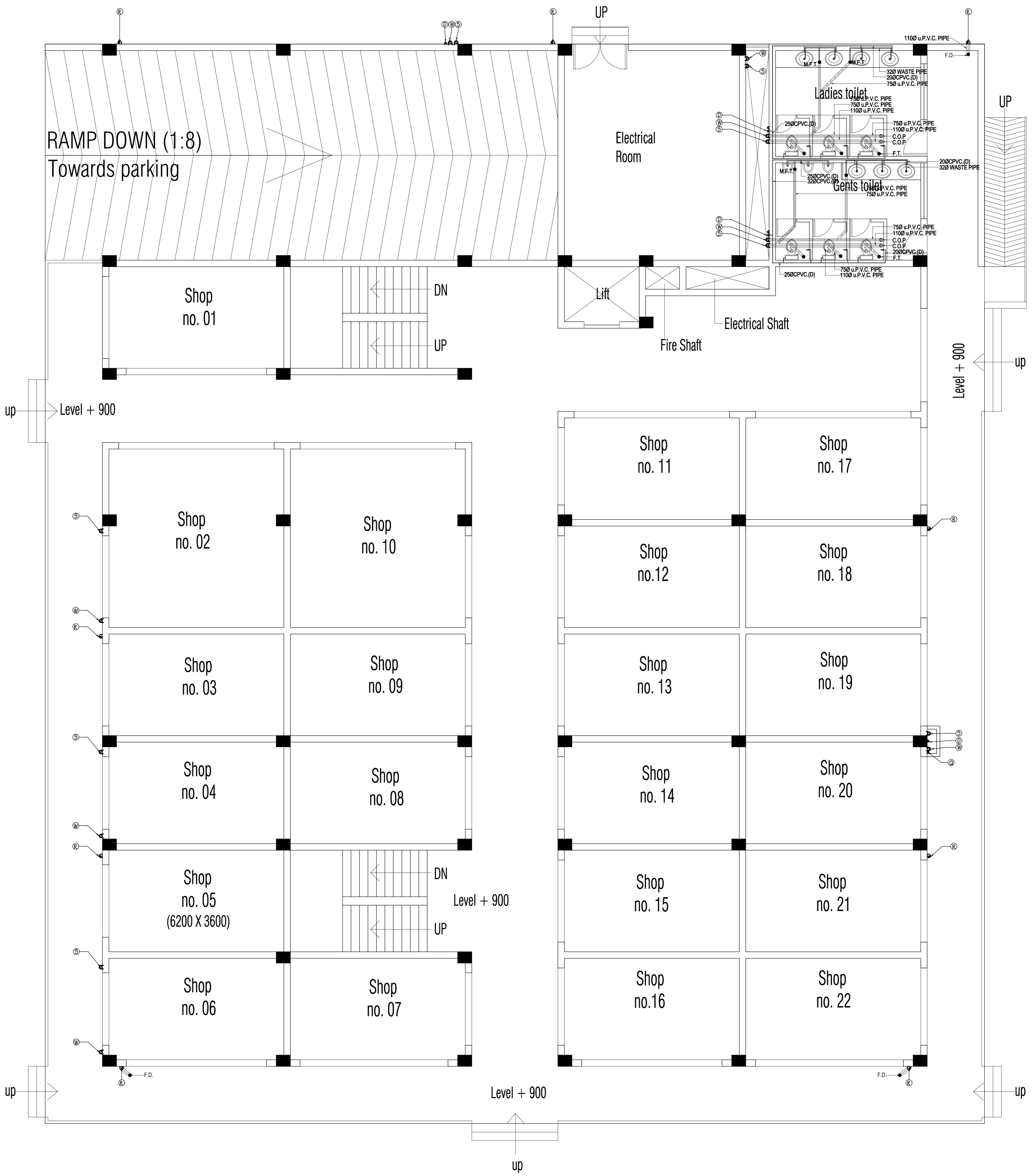
SHAH & PRATI
CONSULTING ENGINEERS (P) LTD
N.S.P. 308, 309, 310, 311
1, 2nd Floor, HALWASIYA COURT, HAZRATGANJ, LUCKNOW (U.P.)
Tel. No. : 3561571, 3561572, 3561573, 3561574, 3561575, 3561576, 3561577, 3561578, 3561579, 3561580
Email : shah.pranth@yahoo.co.in, Web : www.shahprathi.com



First Floor
Water Supply &
Sewer Layout Plan

SYMBOL	DESCRIPTION
Ⓐ	INLET PIPE FROM SOURCE
Ⓐ D	VERTICAL COLD WATER SUPPLY PIPE
Ⓐ H	VERTICAL HOT WATER SUPPLY PIPE
Ⓐ R	1100 uPVC. RAIN WATER PIPE
Ⓐ S	1100 UPVC. SOIL AND VENT PIPE
Ⓐ W	1100 UPVC. WASTE AND VENT PIPE
—	1100 UPVC. WASTE PIPE
—	750 UPVC. WASTE PIPE
⊕ C.O.P.	CLEAN OUT PLUG
LEGEND:-	
SYMBOL	DESCRIPTION
—	320 UPVC WASTE PIPE
—	WATER SUPPLY PIPE (G.I.) ON TERRACE & CPVC INSIDE TOILET
—	CPVC COLD WATER PIPE
—	CPVC HOT WATER PIPE
F.D.	FLOOR DRAIN
F.T.	FLOOR TRAP
M.F.T.	MULTI FLOOR TRAP
⊕	300X300 GULLY TRAP
⊕	450X450 KHURRA
M.H.	600X600 MAN HOLE
M.H.	900X800 MAN HOLE

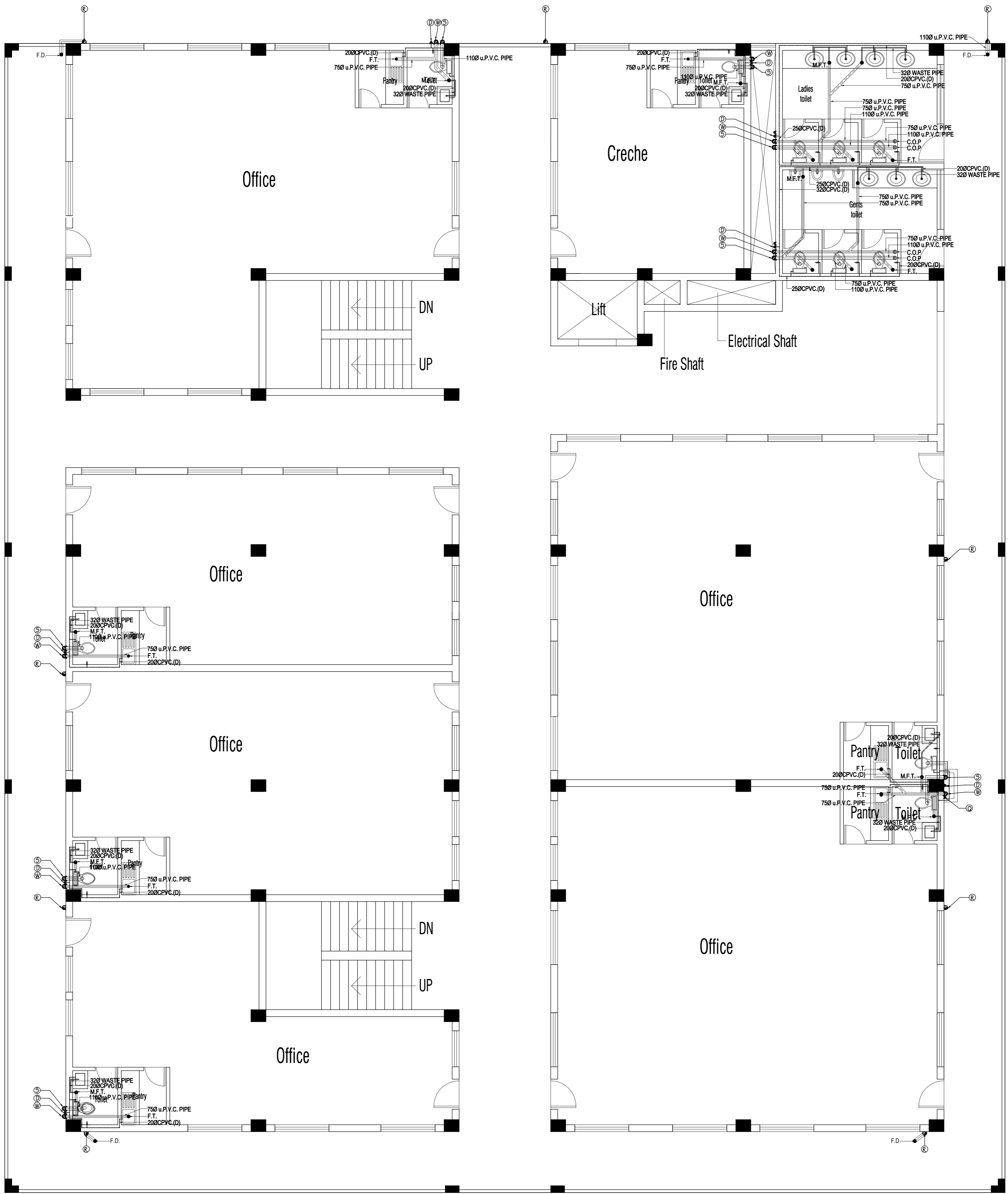
PROJECT:- Proposed Shia Complex For BIDA, Bhadohi	BUILDING:- COMPLEX BUILDING	AGENCY:-	DRAWING TITLE:- FIRST FLOOR PLAN Water Supply & Sewer Layout Plan	PROJECT MANAGER :- R.E. :-	S.R.E. :- DEALT BY:	Drg. No. BIDA/PL-03	Drawn by ASIF	ARCHITECTURAL CONSULTANTS :- ARCHITECTS KAPOOR AND ASSOCIATES Flat no.3, Block no.1, Dildwanis Square, Mahmoorganj, Varanasi Ph- 3561571, Cell 98390-89413	Services Consultant :- SHAH & PANT CONSULTING ENGINEERS (P) LTD. AN ISO 9001:2008 COMPANY 448, Floor, HALWASHI & COURT, HAZRATGANJ, LUCKNOW (U.P.) Tels. No. 0522-2306623, Fax: 0522-2306623, G.Fax: 0522-2306623, 9451077774 Email: shah_pant@yahoo.co.in, Web: www.shahpantconsultingengineers.com
						Scale A2-150	Checked By M. PANT		
						Date DEC-2022			



Ground Floor
Water Supply &
Sewer Layout Plan

SYMBOL	DESCRIPTION
⊙	INLET PIPE FROM SOURCE
⊙	VERTICAL COLD WATER SUPPLY PIPE
⊙	VERTICAL HOT WATER SUPPLY PIPE
⊙	1100 UPVC. RAIN WATER PIPE
⊙	1100 UPVC. SOIL AND VENT PIPE
⊙	1100 UPVC. WASTE AND VENT PIPE
⊙	1100 UPVC. WASTE PIPE
⊙	750 UPVC. WASTE PIPE
⊙	C.O.P. CLEAN OUT PLUG
SYMBOL	DESCRIPTION
⊙	320 UPVC WASTE PIPE
⊙	WATER SUPPLY PIPE (G.I.) ON TERRACE & CPVC INSIDE TOILET
⊙	CPVC COLD WATER PIPE
⊙	CPVC HOT WATER PIPE
F.D. ⊙	FLOOR DRAIN
F.T. ⊙	FLOOR TRAP
M.F.T. ⊙	MULTI FLOOR TRAP
⊙	300X300 GULLY TRAP
⊙	450X450 KHURRA
M.H. ⊙	600X600 MAN HOLE
M.H. ⊙	900X800 MAN HOLE

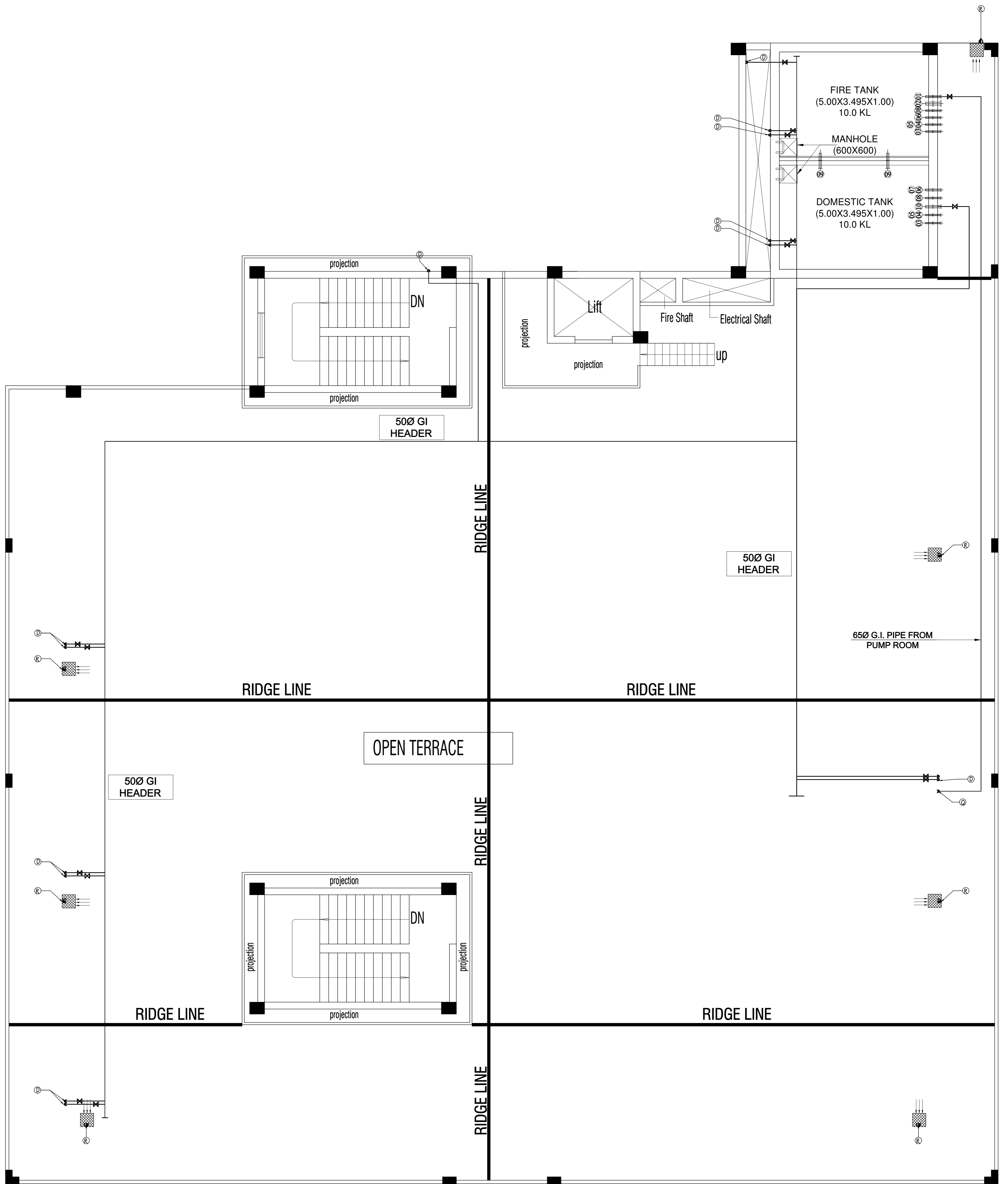
PROJECT:- Proposed Shia Complex For BIDA, Bhadohi	AGENCY:-	BUILDING:- complex building	DRAWING TITLE:- GROUND FLOOR PLAN Water Supply & Sewer Layout Plan	PROJECT MANAGER :- R.E. :-	S.R.E. :- DEALT BY:	Drng. No. BIDA/PL-02	Drawn by ASIF	ARCHITECTURAL CONSULTANTS :- ARCHITECTS KAPOOR AND ASSOCIATES Flat no.3, Block no.1, Didwania Square, Mahmoorganj, Varanasi Ph- 3561571, Cell 98390-89413	Services Consultant :- KISHORE KAPOOR ARCHITECT Council of Architects Reg. No. CA/187/10966	SHAH & PANT CONSULTING ENGINEERS (P) LTD. AN ISO 9001:2008 COMPANY 448, Phase - II, HALWASI & COURT, HAZRATGANJ, LUCKNOW (U.P.) Tel: No. +91-522-230625, Fax: +91-522-230625, E-Mail: shah_pant@yahoo.co.in, Web: www.shahpantconsultingengineers.com
						Scale A2-150	Checked By M. PANT			
						Date DEC-2022				



Second Floor
Water Supply &
Sewer Layout Plan

LEGEND- SYMBOL	DESCRIPTION
Ⓐ Q	INLET PIPE FROM SOURCE
Ⓐ D	VERTICAL COLD WATER SUPPLY PIPE
Ⓐ H	VERTICAL HOT WATER SUPPLY PIPE
Ⓐ R	1100 u.P.V.C. RAIN WATER PIPE
Ⓐ S	1100 UPVC. SOIL AND VENT PIPE
Ⓐ W	1100 UPVC. WASTE AND VENT PIPE
Ⓐ V	1100 UPVC. WASTE PIPE
Ⓐ W	750 UPVC. WASTE PIPE
Ⓐ C.O.P.	CLEAN OUT PLUG
LEGEND- SYMBOL	DESCRIPTION
---	320 UPVC WASTE PIPE
---	WATER SUPPLY PIPE (G.I) ON TERRACE & CPVC INSIDE TOILET
---	CPVC COLD WATER PIPE
---	CPVC HOT WATER PIPE
F.D.	FLOOR DRAIN
F.T.	FLOOR TRAP
M.F.T.	MULTI FLOOR TRAP
Ⓐ G	300X300 GULLY TRAP
Ⓐ M.H.	450X450 KHURRA
Ⓐ M.H.	600X600 MAN HOLE
Ⓐ M.H.	900X800 MAN HOLE

PROJECT:- Proposed Shia Complex For BIDA, Bhadohi	AGENCY:- COMPLEX BUILDING	BUILDING:- COMPLEX BUILDING	DRAWING TITLE:- SECOND FLOOR PLAN Water Supply & Sewer Layout Plan	PROJECT MANAGER :- R.E. :-	S.R.E. :- DEALT BY:	Drg. No. BIDA/PL-04	Drawn by ASIF	ARCHITECTURAL CONSULTANTS :- ARCHITECTS KAPOOR AND ASSOCIATES Flat no.3, Block no.1, Dildwanis Square, Mahmooorgan, Varanasi Ph- 3561571, Cell 98390-89413	Services Consultant :- SHAH & PANT CONSULTING ENGINEERS (P) LTD. AN ISO 9001:2008 COMPANY 1, 4th Floor, HALDIASKI & COURT, HAZRATGANJ, LUCKNOW (U.P.) Tel: No. +91-522-232662, Fax: +91-522-232663, G.Fax: +91-90161286, 9419077774 Email: shah_pant@yahoo.co.in, Web: www.shahpantengineering.com
						Scale A2-150	Checked By M. PANT		
						Date DEC-2022			

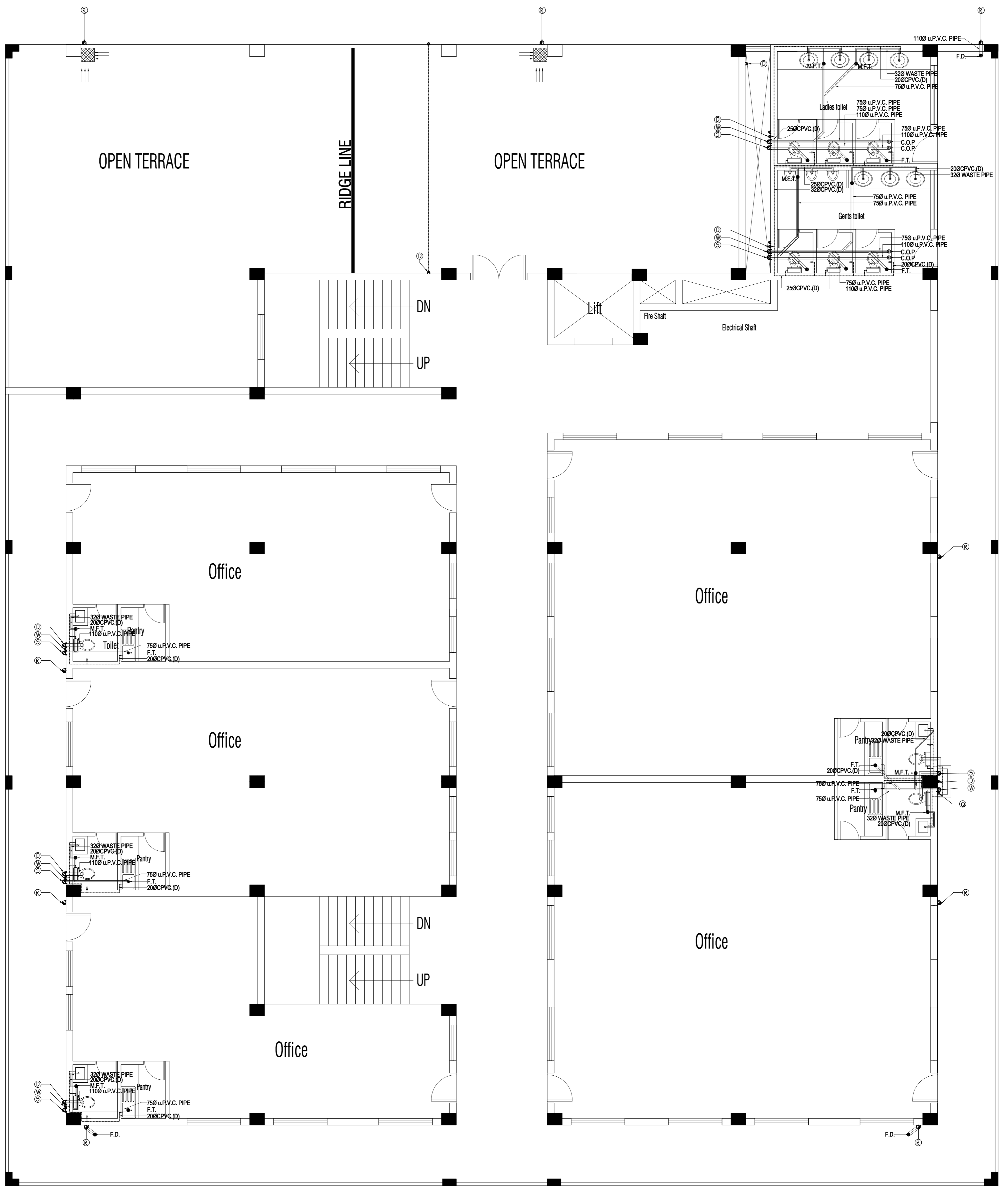


Terrace Floor
Water Supply &
Sewer Layout Plan

SYMBOL	DESCRIPTION
Ⓐ Ⓞ	INLET PIPE FROM SOURCE
Ⓐ ⓓ	VERTICAL COLD WATER SUPPLY PIPE
Ⓐ ⓓ	VERTICAL HOT WATER SUPPLY PIPE
Ⓐ ⓓ Ⓡ	110Ø UPVC. RAIN WATER PIPE
Ⓐ ⓓ Ⓢ	110Ø UPVC. SOIL AND VENT PIPE
Ⓐ ⓓ Ⓢ	110Ø UPVC. WASTE AND VENT PIPE
Ⓐ ⓓ Ⓢ	110Ø UPVC. WASTE PIPE
Ⓐ ⓓ Ⓢ	75Ø UPVC. WASTE PIPE
Ⓐ ⓓ Ⓢ	C.O.P.

SYMBOL	DESCRIPTION
Ⓐ ⓓ Ⓢ	32Ø UPVC WASTE PIPE
Ⓐ ⓓ Ⓢ	WATER SUPPLY PIPE (G.I.) ON TERRACE & CPVC INSIDE TOILET
Ⓐ ⓓ Ⓢ	CPVC COLD WATER PIPE
Ⓐ ⓓ Ⓢ	CPVC HOT WATER PIPE
F.D	FLOOR DRAIN
F.T	FLOOR TRAP
M.F.T	MULTI FLOOR TRAP
M.H	300X300 GULLY TRAP
M.H	450X450 KHURRA
M.H	600X600 MAN HOLE
M.H	900X800 MAN HOLE

PROJECT:-	AGENCY:-	BUILDING:-	DRAWING TITLE:-	PROJECT MANAGER :-	S.R.E. :-	Drg. No.	Drawn by	ARCHITECTURAL CONSULTANTS :-	Services Consultant :	
Proposed Shia Complex For BIDA, Bhadohi		COMPLEX BUILDING	TERRACE FLOOR PLAN Water Supply & Sewer Layout Plan	R.E. :-	DEALT BY:	BIDA/PL-06	ASIF	ARCHITECTS KAPOOR AND ASSOCIATES Flat no.3, Block no.1, Dilwanis Square, Mahmoorganj, Varanasi Ph- 3561571, Cell 98390-89413	SHAH & PANT CONSULTING ENGINEERS (P) LTD. 148, Plaza, HALWASI & COURT, HAZRATGANI, LUCKNOW (U.P.) Ttd. No. - 402-238623, Fax - 402-238623, G.F. No. 401/402, 403/404/405/406/407/408/409/410/411/412/413/414/415/416/417/418/419/420/421/422/423/424/425/426/427/428/429/430/431/432/433/434/435/436/437/438/439/440/441/442/443/444/445/446/447/448/449/450/451/452/453/454/455/456/457/458/459/460/461/462/463/464/465/466/467/468/469/470/471/472/473/474/475/476/477/478/479/480/481/482/483/484/485/486/487/488/489/490/491/492/493/494/495/496/497/498/499/500/501/502/503/504/505/506/507/508/509/510/511/512/513/514/515/516/517/518/519/520/521/522/523/524/525/526/527/528/529/530/531/532/533/534/535/536/537/538/539/540/541/542/543/544/545/546/547/548/549/550/551/552/553/554/555/556/557/558/559/560/561/562/563/564/565/566/567/568/569/570/571/572/573/574/575/576/577/578/579/580/581/582/583/584/585/586/587/588/589/590/591/592/593/594/595/596/597/598/599/600/601/602/603/604/605/606/607/608/609/610/611/612/613/614/615/616/617/618/619/620/621/622/623/624/625/626/627/628/629/630/631/632/633/634/635/636/637/638/639/640/641/642/643/644/645/646/647/648/649/650/651/652/653/654/655/656/657/658/659/660/661/662/663/664/665/666/667/668/669/670/671/672/673/674/675/676/677/678/679/680/681/682/683/684/685/686/687/688/689/690/691/692/693/694/695/696/697/698/699/700/701/702/703/704/705/706/707/708/709/710/711/712/713/714/715/716/717/718/719/720/721/722/723/724/725/726/727/728/729/730/731/732/733/734/735/736/737/738/739/740/741/742/743/744/745/746/747/748/749/750/751/752/753/754/755/756/757/758/759/760/761/762/763/764/765/766/767/768/769/770/771/772/773/774/775/776/777/778/779/780/781/782/783/784/785/786/787/788/789/790/791/792/793/794/795/796/797/798/799/800/801/802/803/804/805/806/807/808/809/810/811/812/813/814/815/816/817/818/819/820/821/822/823/824/825/826/827/828/829/830/831/832/833/834/835/836/837/838/839/840/841/842/843/844/845/846/847/848/849/850/851/852/853/854/855/856/857/858/859/860/861/862/863/864/865/866/867/868/869/870/871/872/873/874/875/876/877/878/879/880/881/882/883/884/885/886/887/888/889/890/891/892/893/894/895/896/897/898/899/900/901/902/903/904/905/906/907/908/909/910/911/912/913/914/915/916/917/918/919/920/921/922/923/924/925/926/927/928/929/930/931/932/933/934/935/936/937/938/939/940/941/942/943/944/945/946/947/948/949/950/951/952/953/954/955/956/957/958/959/960/961/962/963/964/965/966/967/968/969/970/971/972/973/974/975/976/977/978/979/980/981/982/983/984/985/986/987/988/989/990/991/992/993/994/995/996/997/998/999/1000	M. PANT



Third Floor
Water Supply &
Sewer Layout Plan

LEGEND- SYMBOL	DESCRIPTION
ⓐ	INLET PIPE FROM SOURCE
ⓓ	VERTICAL COLD WATER SUPPLY PIPE
ⓗ	VERTICAL HOT WATER SUPPLY PIPE
Ⓡ	1100 uPVC. RAIN WATER PIPE
Ⓢ	1100 UPVC. SOIL AND VENT PIPE
Ⓦ	1100 UPVC. WASTE AND VENT PIPE
Ⓧ	1100 UPVC. WASTE PIPE
Ⓨ	750 UPVC. WASTE PIPE
Ⓩ	CLEAN OUT PLUG
LEGEND- SYMBOL	DESCRIPTION
—	320 UPVC WASTE PIPE
—	WATER SUPPLY PIPE (G.) ON TERRACE & CPVC INSIDE TOILET
—	CPVC COLD WATER PIPE
—	CPVC HOT WATER PIPE
F.D.	FLOOR DRAIN
F.T.	FLOOR TRAP
M.F.T.	MULTI FLOOR TRAP
Ⓣ	300X300 GULLY TRAP
Ⓤ	450X450 KHURRA
Ⓧ	600X800 MAN HOLE
Ⓨ	900X800 MAN HOLE

PROJECT:- Proposed Shia Complex For BIDA, Bhadohi	BUILDING:- COMPLEX BUILDING	AGENCY:-	DRAWING TITLE:- THIRD FLOOR PLAN Water Supply & Sewer Layout Plan	PROJECT MANAGER :- R.E. :-	S.R.E. :- DEALT BY:	Drg. No. BIDA/PL-05	Drawn by ASIF	ARCHITECTURAL CONSULTANTS :- ARCHITECTS KAPOOR AND ASSOCIATES Flat no.3, Block no.1, Dildwanja Square, Mahmoorganj, Varanasi Ph- 3561571, Cell 98390-89413	Services Consultant :- SHAH & PANT CONSULTING ENGINEERS (P) LTD. AN ISO 9001:2008 COMPANY 1, 4th Floor, HALDIASKI & COURT, HAZRATGANJ, LUCKNOW (U.P.) E-mail: shah_pant@yahoo.co.in, Web: www.shahpantengineering.com
						Scale A2-150	Checked By M. PANT		
						Date DEC-2022			