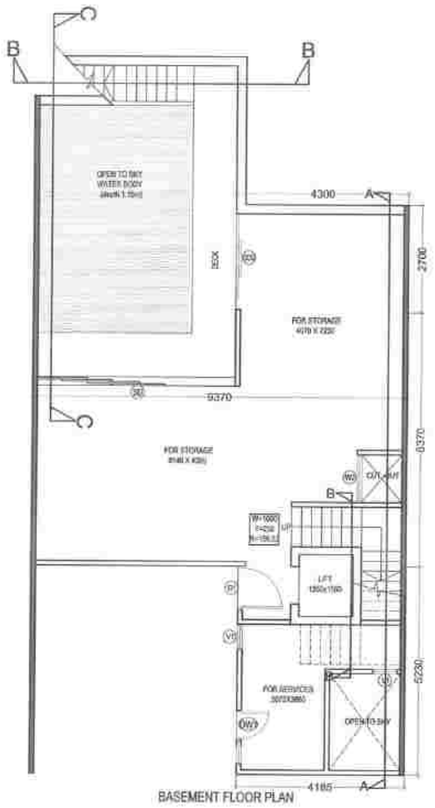

BASEMENT FLOOR PLAN

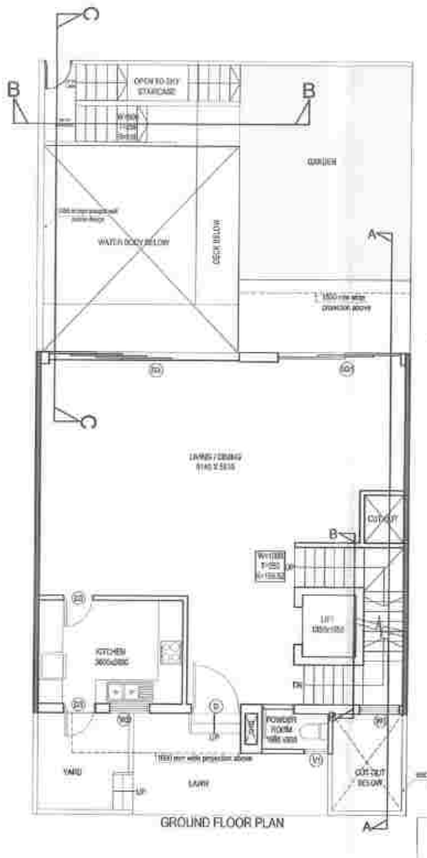

GROUND FLOOR PLAN

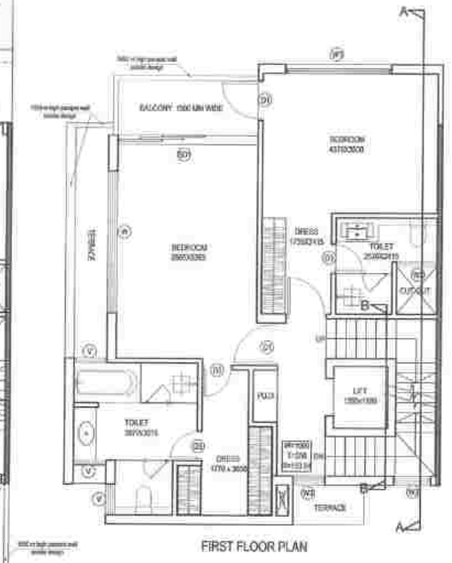

FIRST FLOOR PLAN

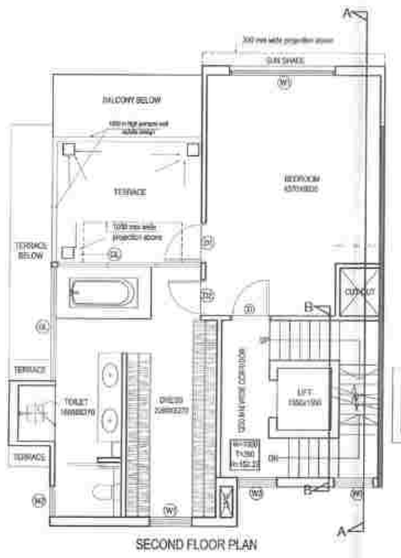

SECOND FLOOR PLAN

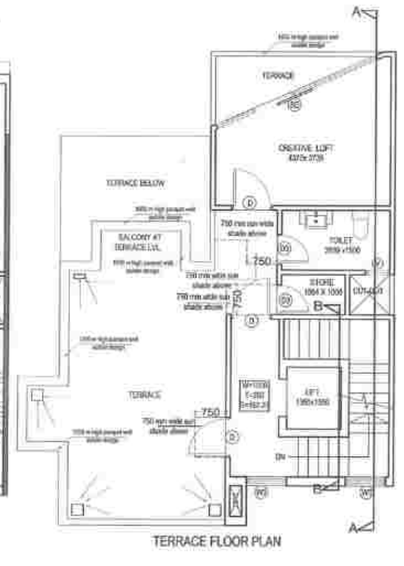

TERRACE FLOOR PLAN

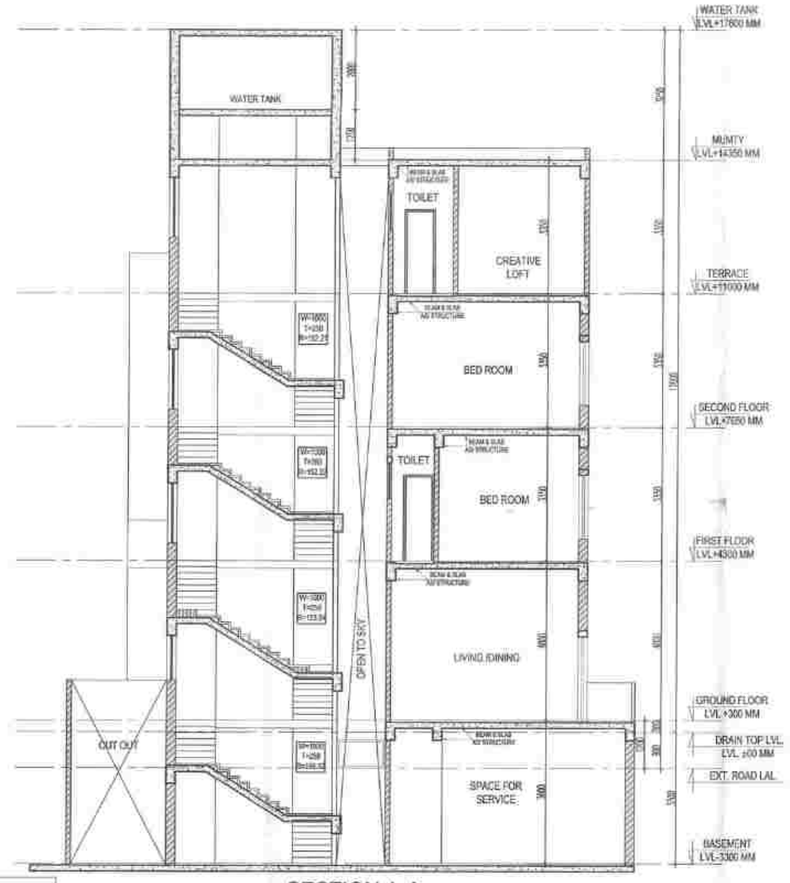

SECTION A-A

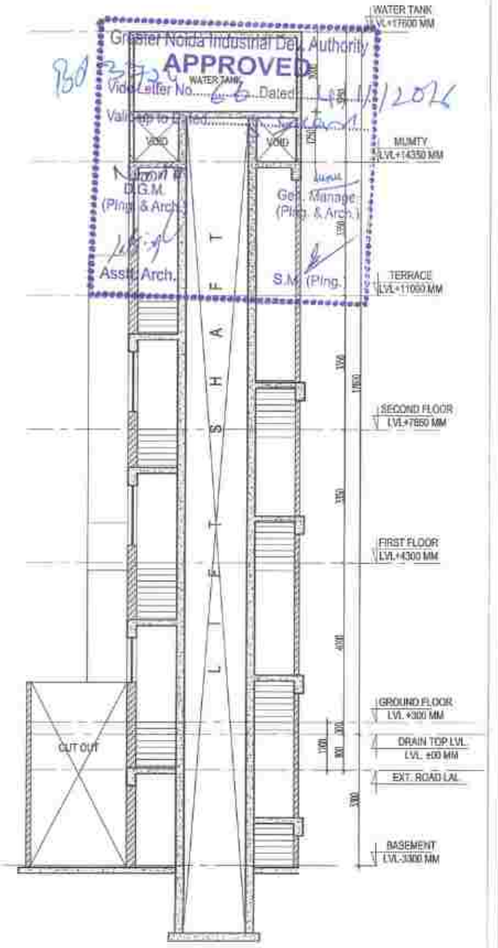

SECTION B-B

Greater Noida Industrial Dev. Authority
APPROVED
Vide Letter No. 66 Dated 1/1/2016
Valid up to 2nd ...
Manager (P.) D.G.M. (Plng. & Arch.) Asstt. Arch. Gen. Manager (Plng. & Arch.) S.M. (Plng.)

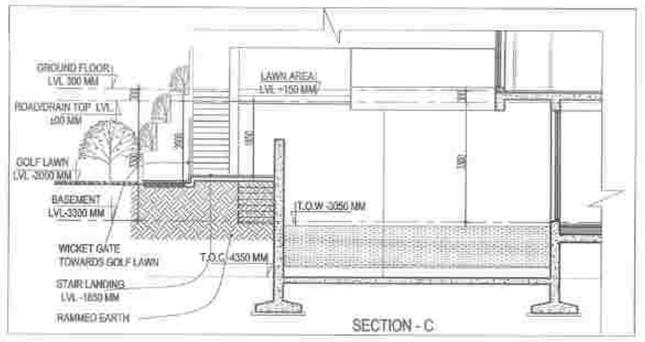

SECTION - C

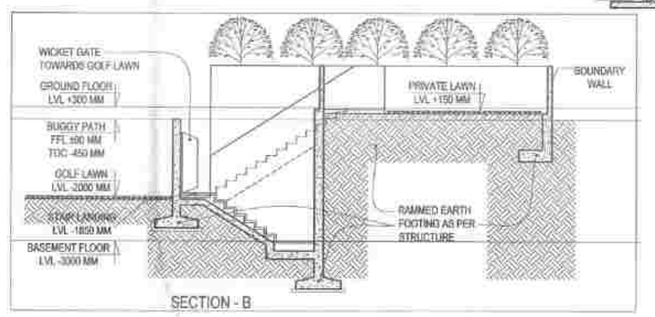

SECTION - B

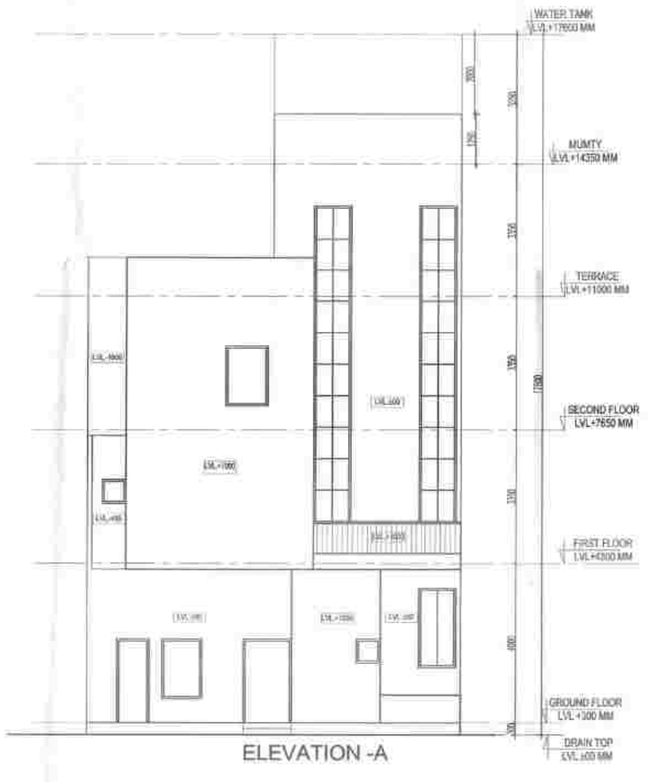

ELEVATION -A

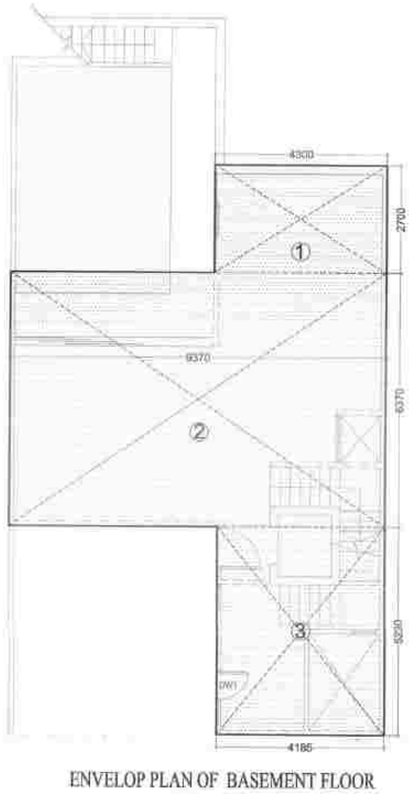

ENVELOP PLAN OF BASEMENT FLOOR

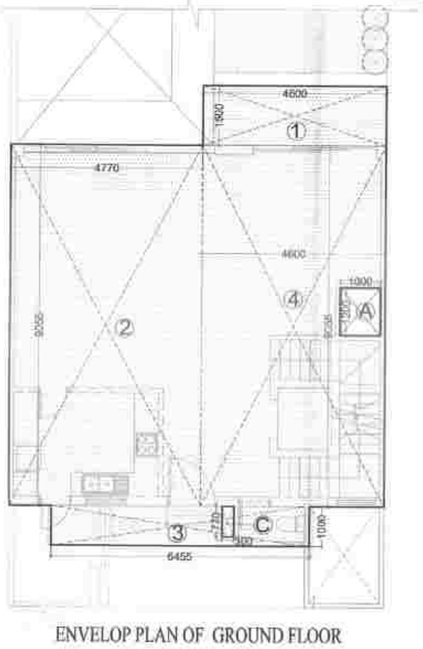

ENVELOP PLAN OF GROUND FLOOR

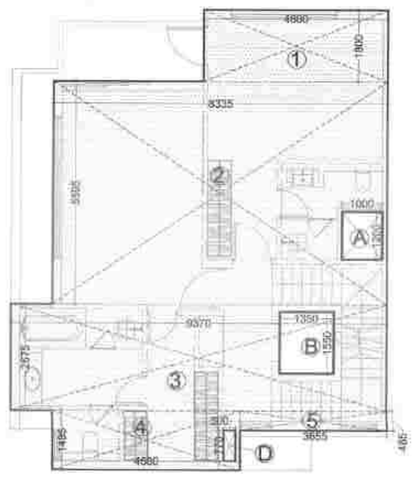

ENVELOP PLAN OF FIRST FLOOR

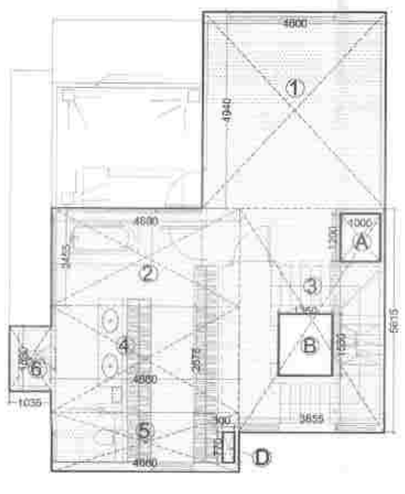

ENVELOP PLAN OF SECOND FLOOR

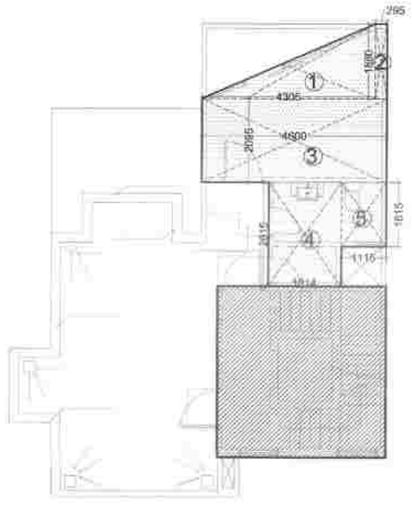

ENVELOP PLAN OF TERRACE FLOOR

BASEMENT SERVICES AREA CACULATION					
S. NO.	SIZE			NOS.	AREA
1	4.300	x	2.700	1	11.61
2	9.370	x	6.370	1	59.69
3	4.185	x	5.230	1	21.89
TOTAL AREA					93.19

F.A.R. CALCULATION GROUND FLOOR					
S. NO.	SIZE			NOS.	AREA
1	4.600	x	1.500	1	6.90
2	4.770	x	9.055	1	43.19
3	6.455	x	1.000	1	6.46
4	4.600	x	9.055	1	41.60
TOTAL - (A) =					98.30
DEDUCTION (B)					
A	1.000	x	1.200	1	1.20
C	0.770	x	0.300	1	0.23
TOTAL - (B) =					1.43
TOTAL FAR - (A-B) =					96.77

F.A.R. CALCULATION FIRST FLOOR					
S. NO.	SIZE			NOS.	AREA
1	4.600	x	1.800	1	8.28
2	8.335	x	5.995	1	46.63
3	9.370	x	2.675	1	25.06
4	4.680	x	1.485	1	6.95
5	3.655	x	0.485	3	1.77
TOTAL - (A) =					88.70
DEDUCTION (B)					
A	1.000	x	1.200	1	1.20
B	1.350	x	1.550	1	2.09
D	0.300	x	0.770	1	0.23
TOTAL - (B) =					3.52
TOTAL FAR - (A-B) =					85.18

F.A.R. CALCULATION SECOND FLOOR					
S. NO.	SIZE			NOS.	AREA
1	4.600	x	4.940	1	22.72
2	4.680	x	2.455	1	11.49
3	3.655	x	5.035	1	30.51
4	4.680	x	2.675	1	12.52
5	1.485	x	4.680	1	6.95
6	3.035	x	1.690	1	1.69
TOTAL - (A) =					75.89
DEDUCTION (B)					
A	1.000	x	1.200	1	1.20
B	1.350	x	1.550	1	2.09
D	0.300	x	0.770	1	0.23
TOTAL - (B) =					3.52
TOTAL FAR - (A-B) =					72.37

TOTAL FAR OF VILLA				
S. NO.	SIZE		NOS.	AREA
1	GROUND FLOOR FAR		1	96.77
2	FIRST FLOOR FAR		1	85.18
3	SECOND FLOOR FAR		1	72.37
4	TERRACE FLOOR FAR		1	20.78
TOTAL FAR				275.10

GROUND COVERAGE				
S. NO.	SIZE		NOS.	AREA
1	GROUND FLOOR FAR			96.77
TOTAL AREA				96.77

F.A.R. CALCULATION TERRACE LVL					
S. NO.	SIZE			NOS.	AREA
1	4.305	0.5	1.880	1	4.05
2	0.395	x	1.880	1	0.55
3	4.600	x	2.095	1	9.64
4	2.615	x	1.814	1	4.74
5	1.115	x	1.615	1	1.80
TOTAL FAR =					20.78

15 % ADDITIONAL FAR OF MUMTY,LMR &WATER TANK					
S. NO.	SIZE			NOS.	AREA
1	4.185	x	4.296	1	17.98
2	4.185	x	4.296	1	17.98
TOTAL AREA					35.96

SCHEDULE OF OPENING				
S.NO.	TYPE	SIZE	SILL LVL	LINTEL LVL
1.	SD	4885x2500	0.0	2500
2.	SD1	3100x2500	0.0	2500
3.	SD2	2400x2500	0.0	2500
4.	DW	4800x2500	0.0	2500
5.	DW1	1380x2500	0.0	2500
6.	D	1200x2100	0.0	2100
7.	D1	1000x2100	0.0	2100
8.	D2	900x2100	0.0	2100
9.	DG	750x2100	0.0	2100
11.	W	3560x2200	300	2500
12.	W1	2645x2200	300	2500
13.	W2	1200x1450	1050	2500
14.	W3	1000x1450	1050	2500
15.	V	750x1200	900	2100
16.	V1	600x1200	900	2100

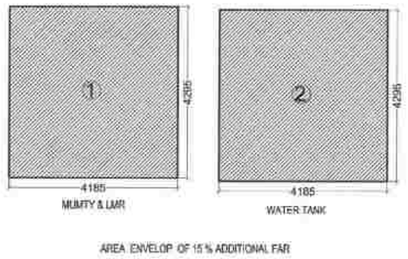

AREA ENVELOP OF 15 % ADDITIONAL FAR

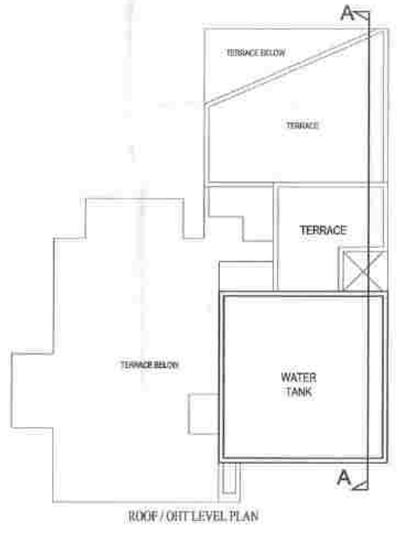

ROOF / OHT LEVEL PLAN

OWNER
M/S EUPHORIA SPORTS CITY PVT.LTD.

PROJECT
SUBMISSION DRAWING OF SPORTS CITY AT SC-1 ADJOINING SECTOR TECHZONE-IV, GREATER NOIDA.

ARCHITECT
Ar. Rachit Sharma
195, RAM VIHAR, DELHI-92, PHONE-011-42518322

DRAWING TITLE	DRAWING NO.
GOLFER VILLA TYPE-5A	37
NORTH	SCALE
ARCHITECT SIGN	OWNER SIGN

RACHIT SHARMA
B.Arch. M...
COA No.- CA/2002/30415

For Euphoria Sports City Pvt. Ltd.
Authorised Signatory